



AMPHENOL PCD



EXCEL | MATE

HVSL Series

Ref. No: HVSL-ALL-0824

www.amphenolpcd.com.cn

HIGHPOWER @ AMPHENOL
TRUSTED GLOBALLY

TABLE OF CONTENT

| | | | |
|---|----|--|-----|
| EXCEL MATE PRODUCT INTRODUCTION | 3 | HVSL635B | 87 |
| EXCEL MATE Max (HVSL1400) | 4 | HOW TO ORDER: HVSL635B | 91 |
| HOW TO ORDER: HVSL1400 | 8 | CHARTS: HVSL635B | 91 |
| EXCEL MATE Max (HVSL1200) | 9 | HVSL280 | 92 |
| HOW TO ORDER: HVSL1200 | 14 | HOW TO ORDER: HVSL280 | 96 |
| CHARTS: HVSL1200 | 15 | CHARTS: HVSL280 | 97 |
| EXCEL MATE Plus (HVSLP1200) | 16 | HVSL282 | 98 |
| HOW TO ORDER: HVSLP1200 | 18 | HOW TO ORDER: HVSL282 (plug) | 110 |
| EXCEL MATE Plus (HVSL1000) | 19 | HOW TO ORDER: HVSL282 (receptacles) | 111 |
| HOW TO ORDER: HVSL1000 | 36 | CHARTS: HVSL282 | 112 |
| CHARTS: HVSL1000 | 37 | HVSL362 | 113 |
| EXCEL MATE Plus (HVSLP1000) | 38 | HOW TO ORDER: HVSL362 | 118 |
| HOW TO ORDER: HVSLP1000 | 43 | CHARTS: HVSL362 | 119 |
| EXCEL MATE S (HVSL800) | 44 | HVSL364 | 120 |
| HOW TO ORDER: HVSL800 | 53 | HOW TO ORDER: HVSL364 | 126 |
| CHARTS: HVSL800 | 54 | HVSL365 | 128 |
| EXCEL MATE S (HVSLP800) | 55 | HOW TO ORDER: HVSL365 | 132 |
| HOW TO ORDER: HVSLP800 | 59 | HVSL366 | 133 |
| HVPC 800 | 60 | HOW TO ORDER: HVSL366 | 137 |
| HOW TO ORDER: HVPC800 | 62 | EXCEL MATE Metal (HVSL600) | 138 |
| HVSLF | 63 | DUMMY PLUGS | 146 |
| HOW TO ORDER: HVSLF800 | 65 | HOW TO ORDER: HVSL600 | 147 |
| EXCEL MATE Eco (HVSL600/630/633/280/282/364) | | CHARTS: HVSL600 | 148 |
| HVSL600 | 66 | EXCEL MATE Metal (HVSL800) | 149 |
| HOW TO ORDER: HVSL600 | 70 | HOW TO ORDER: HVSL800 | 154 |
| CHARTS: HVSL600 | 71 | EXCEL MATE Metal (HVSL8003) | 155 |
| HVSL630 | 72 | HOW TO ORDER: HVSL8003 | 159 |
| HOW TO ORDER: HVSL630 | 76 | EXCEL MATE PT | 160 |
| CHARTS: HVSL630 | 77 | HVPT B | 168 |
| HVSL633 | 78 | HVPT B 2A | 171 |
| HOW TO ORDER: HVSL633 | 85 | HVPC | 172 |
| CHARTS: HVSL633 | 86 | HVPT M | 175 |



When high-performance and increased safety are required in HEV, Amphenol PCD's **EXCEL | MATE** connectors fulfill the challenge.

HVSL Series is designed for various HEV applications, including power and signal interconnect solutions. Different versions are available, from 1 position to 6 positions and a rated current from 20A to 450A.

| Product | HVSL 1400 | HVSL 1200 | HVSLP 1200 | HVSL 1000 | HVSLP 1000 | HVSL F180 | HVSL 800 | HVSLP 800 | HVPC 800 | HVSL 800 | HVSL 8003 | HVSL 600 | HVSL 600 | HVSL 630 | HVSL 633 | HVSL 635B | HVSL 280 | HVSL 282 | HVSL 362 | HVSL 364 | HVSL 365 | HVSL 366 |
|----------------------------|-----------|-----------|------------|-----------|------------|-----------|----------|-----------|----------|----------|-----------|-----------------|----------|----------|----------|-----------|----------|----------|----------|-----------|----------|----------|
| Position | 2 | 2 | 2 | 1, 2, 3 | 2 | 2 | 2, 3 | 2 | 2 | 2 | 2 | 2, 3 | 1 | 2 | 3 | 5 | 3 | 2 | 2 | 3, 4 | 5 | 6 |
| Rated Voltage | 1000V | 1000V | 1000V | 1000V | 1000V | 1000V | 1000V | 1000V | 1000V | 1000V | 1000V | 1000V | 1000V | 1000V | 1000V | 690V | 1000V | 1000V | 1000V | 1000V | 1000V | 1000V |
| Rated Current | 450A | 350A | 400A | 250A | 250A | 270A | 180A | 200A | 180A | 180A | 180A | 120A | 120A | 40A | 40A | 40A | 32A | 32A | 95A | 80A | 40A | 40A |
| HVIL | √ | √ | √ | √ | √ | √ | √ | √ | √ | √ | √ | √ | √ | √ | √ | √ | √ | √ | √ | √ | √ | √ |
| Shielding | √ | √ | √ | √ | √ | √ | √ | √ | √ | √ | √ | √ | √ | √ | √ | √ | √ | √ | √ | √ | √ | √ |
| Shell | Plastic | Plastic | Plastic | Plastic | Plastic | Plastic | Plastic | Plastic | Metal | Metal | Metal | Metal | Plastic | Plastic | Plastic | Plastic | Plastic | Plastic | Plastic | Plastic | Plastic | Plastic |
| IP67,IP6K9K | √ | √ | √ | √ | √ | √ | √ | √ | √ | √ | √ | √ | √ | √ | √ | √ | √ | √ | √ | √ | √ | √ |
| Touch-Proof IP2XB | √ | √ | √ | √ | √ | √ | √ | √ | √ | √ | √ | √ | √ | √ | √ | √ | √ | √ | √ | √ | √ | √ |
| Cable size mm ² | 70 to 120 | 70 to 95 | 70 to 95 | 25 to 70 | 50 to 70 | 25 to 70 | 25 to 50 | 16 to 50 | 35 to 50 | 25 to 50 | 25 to 50 | 16 to 25 6/8AWG | 25 | 4 to 6 | 2.5 to 6 | 2.5 to 6 | 2.5 to 4 | 2.5 to 4 | 6 to 16 | 2.5 to 16 | 2.5 to 6 | 2.5 to 6 |
| Cable type shielded wire | I | I | I | I | I | I | I | I | I | I | I | I | I | M | I | M | M | I/M | I | I | I | I |

Cable type shielded wire
I: Individually / **M:** Multicore

EXCEL | MATE Max (HVSL 1400)

EXCEL | MATE (HVSL1400)



High Voltage Safety Lock

HVSL1400, which is the latest generation of the EXCEL | MATE series, has been specially designed for use in HEV applications.

The 14mm slotted contacts and an interlock solution ensure a safe and reliable connection.

KEY FEATURES

With interlock solution

14mm slotted contacts

Sealing, IP67 (mated), IP6K9K

Touch-proof, IP2XB

Multiple coding positions

Ultrasonic welding for 70mm² to 120mm² wire range (optional)

APPLICATIONS

HEV Battery

Inverters

Junction boxes

Power distribution boxes

MECHANICAL

Durability ≥ 50 mating cycles

Wire range 70mm² to 120mm²

ELECTRICAL

Rated voltage 1000V DC

Rated current 450A Max @ ambient temperature 70°C

Insulator resistance > 200MΩ

Dielectric withstand voltage 3000V AC

ENVIRONMENTAL

Sealing IP67, IP6K9K (mated)

Touch-proof IP2XB

Temperature range -40°C to 125°C

STANDARDS

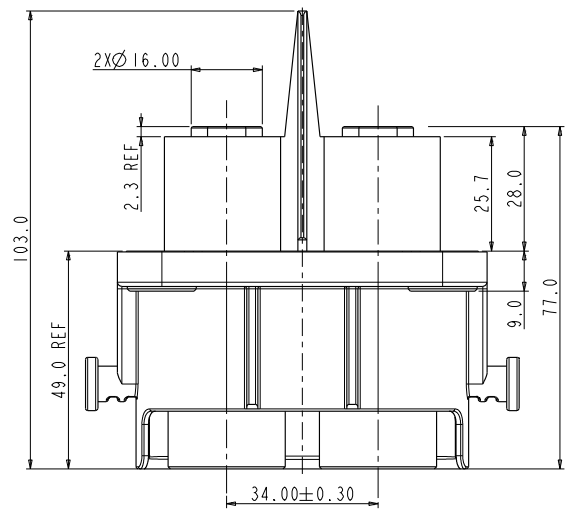
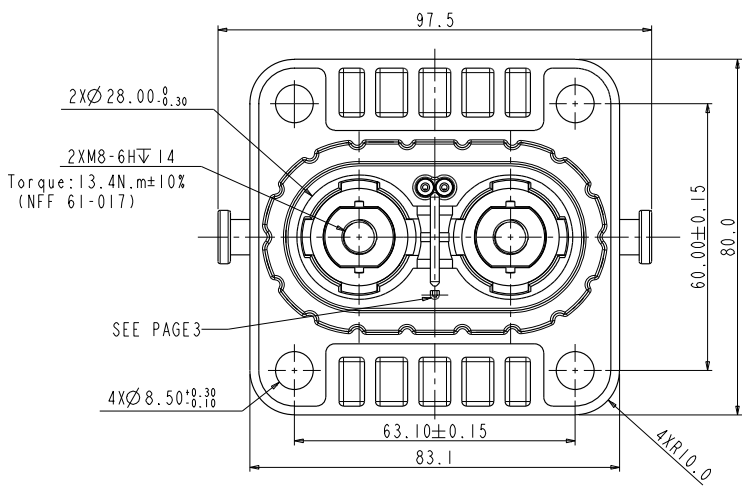
USCAR-2

USCAR-37

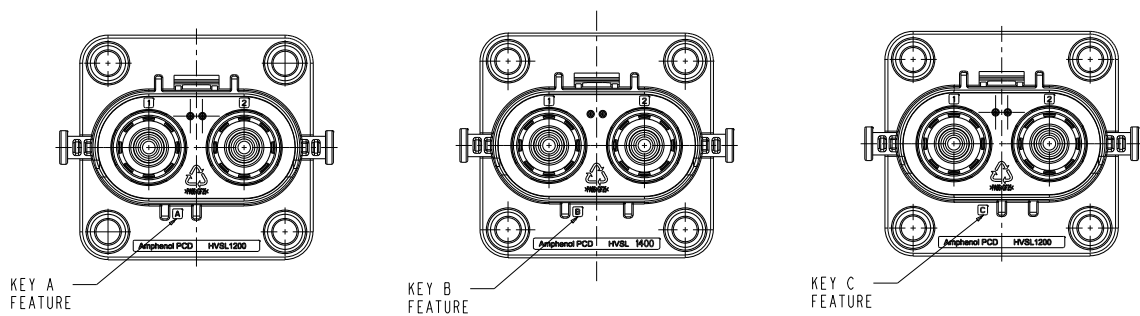
LV-215

RoHS

2 PIN RECEPTACLE BOX MOUNTED

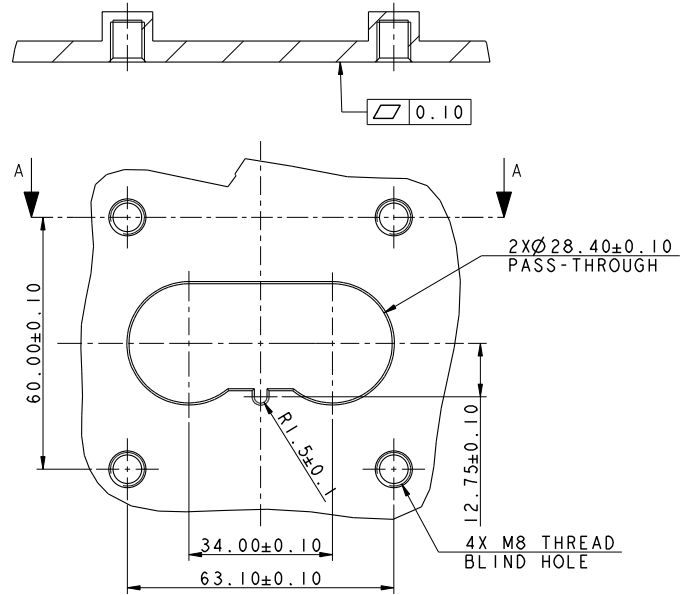


INSERT ORIENTATIONS

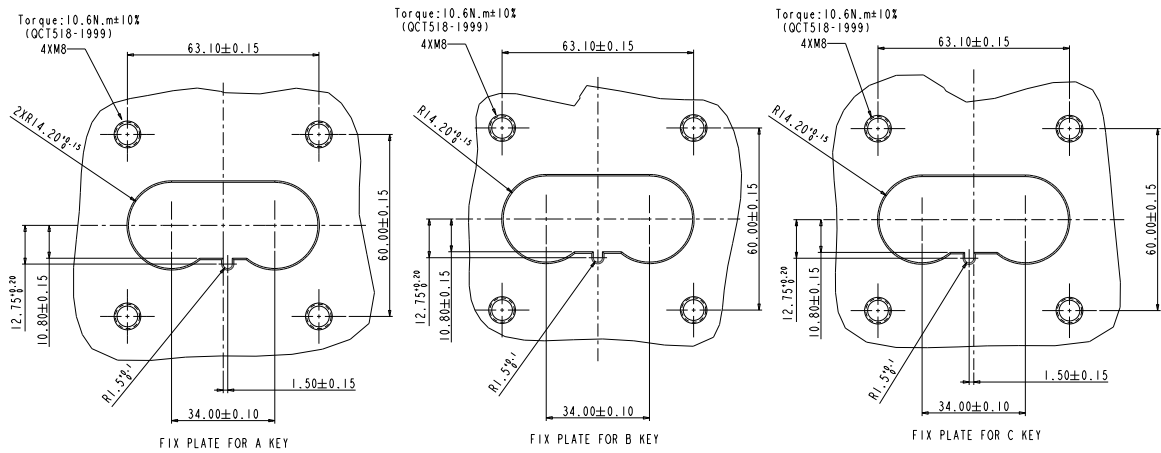


| | Coding A | Coding B | Coding C |
|-----|------------------------|------------------------|------------------------|
| P/N | HVSL1400 02 2 A X D8S6 | HVSL1400 02 2 B X D8S6 | HVSL1400 02 2 C X D8S6 |

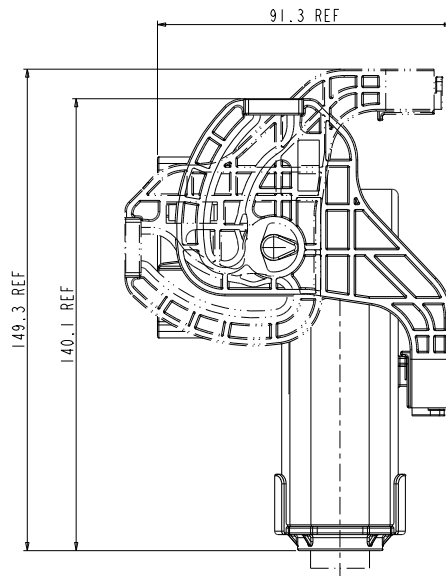
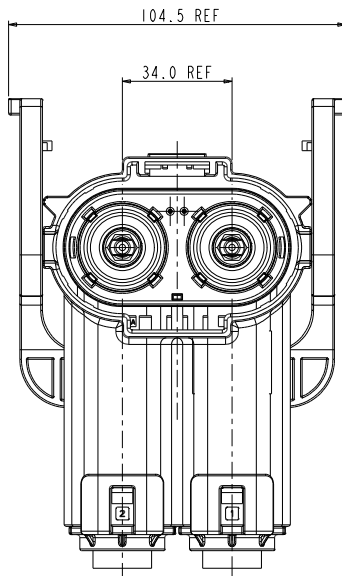
PANEL MOUNTING DIMENSIONS



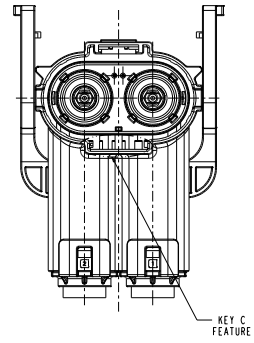
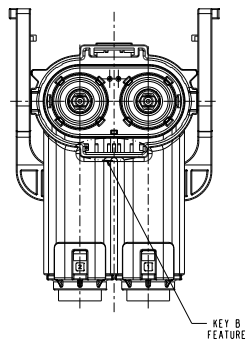
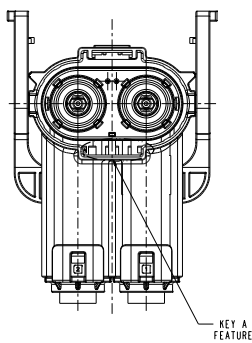
MOUNTING PANEL LAYOUT
RECOMMENDED THICKNESS 3MM MIN.



2 PIN PLUG RIGHT ANGLE



INSERT ORIENTATIONS



| | Coding A | Coding B | Coding C |
|-----|---------------------|---------------------|---------------------|
| P/N | HVSL1400 08 2 A XXX | HVSL1400 08 2 B XXX | HVSL1400 08 2 C XXX |

HOW TO ORDER (HVSL 1400)

HOW TO ORDER: PLUG

| | | | | | | |
|--------------------------------------|----------|----|---|---|---|----|
| | HVSL1400 | 08 | 2 | A | 0 | 70 |
| Product type: | | | | | | |
| 08: Right angle plug | | | | | | |
| Position: | | | | | | |
| 2: 2 position | | | | | | |
| Coding / Alternate position: | | | | | | |
| A: Coding A | | | | | | |
| B: Coding B | | | | | | |
| C: Coding C | | | | | | |
| Interlock: | | | | | | |
| 0: Without interlock | | | | | | |
| 1: With interlock | | | | | | |
| Cable size: | | | | | | |
| 70: 70mm ² cable | | | | | | |
| 95: 95mm ² cable | | | | | | |
| 120: 120mm ² cable | | | | | | |

HOW TO ORDER: RECEPTACLE

| | | | | | | |
|-------------------------------------|----------|----|---|---|---|------|
| | HVSL1400 | 02 | 2 | A | 0 | D8S6 |
| Product type: | | | | | | |
| 02: Box mounted receptacle | | | | | | |
| Position: | | | | | | |
| 2: 2 position | | | | | | |
| Coding / Alternate position: | | | | | | |
| A: Coding A | | | | | | |
| B: Coding B | | | | | | |
| C: Coding C | | | | | | |
| Interlock: | | | | | | |
| 0: Without interlock | | | | | | |
| 1: With interlock | | | | | | |
| Cable size: | | | | | | |
| D8S6: OT terminal | | | | | | |

EXTRACTION TOOL FOR RECEPTACLE SIGNAL CONTACT

HVIL-contact Extraction tool: HVTOOL11R



EXCEL | MATE (HVSL1200)



High Voltage Safety Lock

HVSL1200, which is the latest generation of the EXCEL | MATE series, has been specially designed for use in HEV applications.

The RADSOK® Technology R4 version 12mm and an interlock solution ensure a safe and reliable connection.

KEY FEATURES

With interlock solution

RADSOK® Technology R4 version 12mm

Sealing, IP67 (mated), IP6K9K

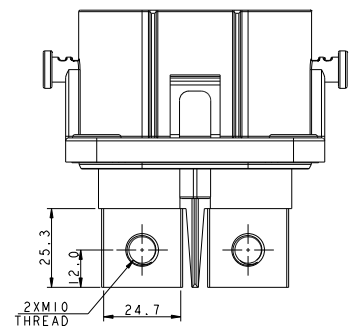
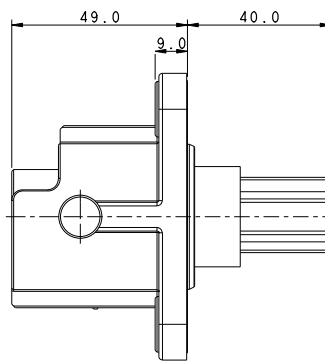
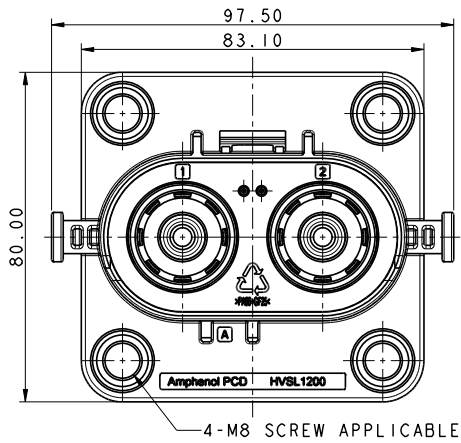
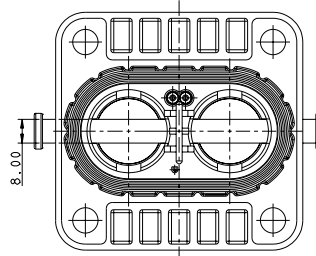
Touch-proof, IP2XB

Multiple coding positions

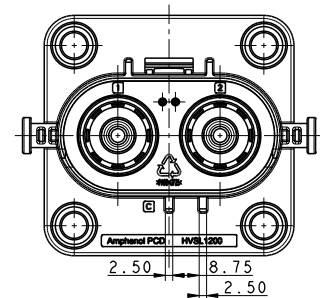
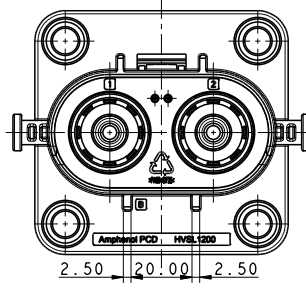
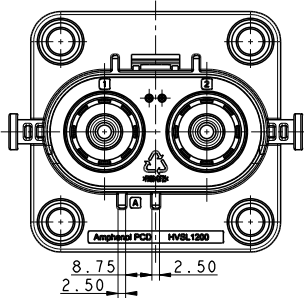
| APPLICATIONS | |
|------------------------------|--|
| HEV Battery | |
| Inverters | |
| Junction boxes | |
| Power distribution boxes | |
| MECHANICAL | |
| Durability | ≥ 50 mating cycles |
| Wire range | 70mm ² to 95mm ² |
| ELECTRICAL | |
| Rated voltage | 1000V DC |
| Rated current | 350A Max @ ambient temperature 70°C |
| Insulator resistance | > 200MΩ |
| Dielectric withstand voltage | 3000V AC |
| ENVIRONMENTAL | |
| Sealing | IP67, IP6K9K (mated) |
| Touch-proof | IP2XB |
| Temperature range | -40°C to 125°C |
| STANDARDS | |
| USCAR-2 | |
| USCAR-37 | |
| LV-215 | |
| RoHS | |

Excel|Mate Max (HVSL 1200)

2 PIN RECEPTACLE BOX MOUNTED

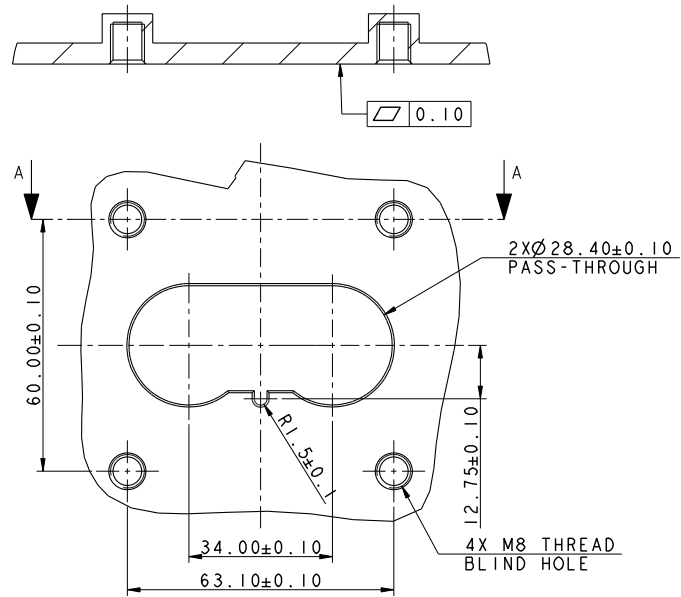


INSERT ORIENTATIONS

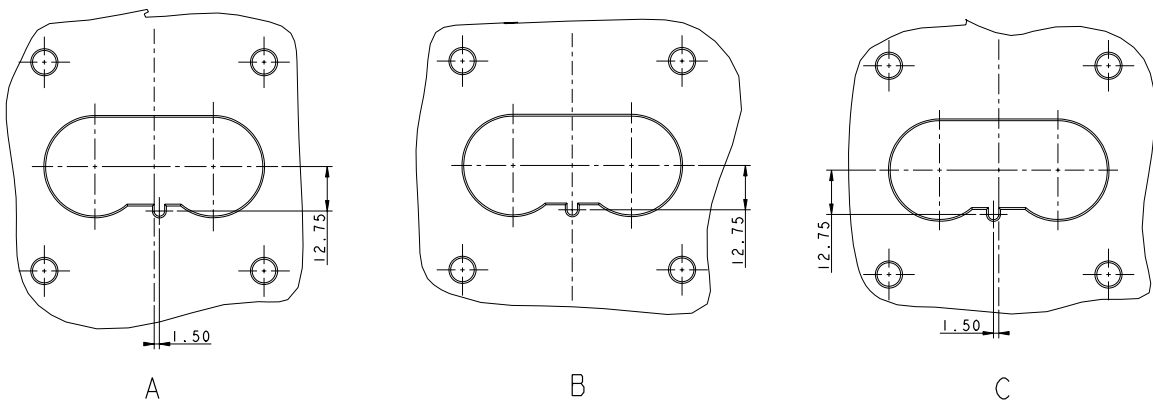


| | Coding A | Coding B | Coding C |
|-----|-----------------|-----------------|-----------------|
| P/N | HVSL1200 02 2 A | HVSL1200 02 2 B | HVSL1200 02 2 C |

PANEL MOUNTING DIMENSIONS

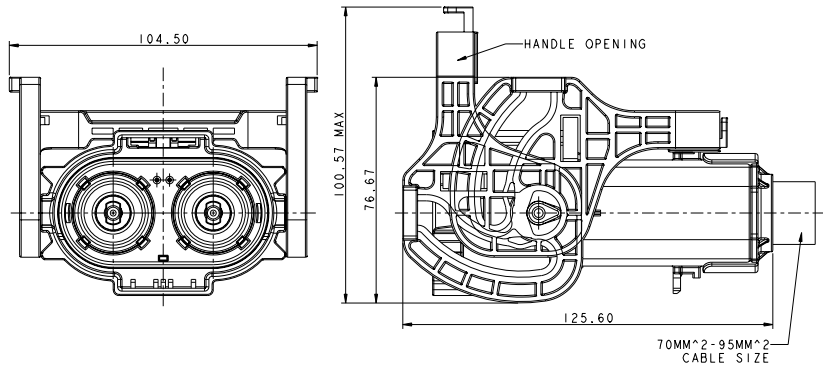


MOUNTING PANEL LAYOUT
RECOMMENDED THICKNESS 3MM MIN.

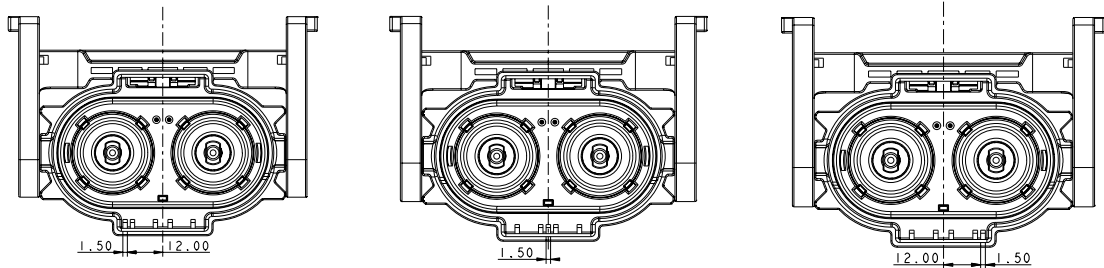


ExcelMate Max (HVSL 1200)

2 PIN PLUG

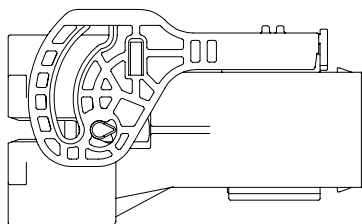


INSERT ORIENTATIONS

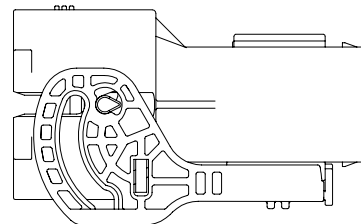


| | Coding A | Coding B | Coding C |
|-----|-----------------|-----------------|-----------------|
| P/N | HVSL1200 06 2 A | HVSL1200 06 2 B | HVSL1200 06 2 C |

LEVER POSITION

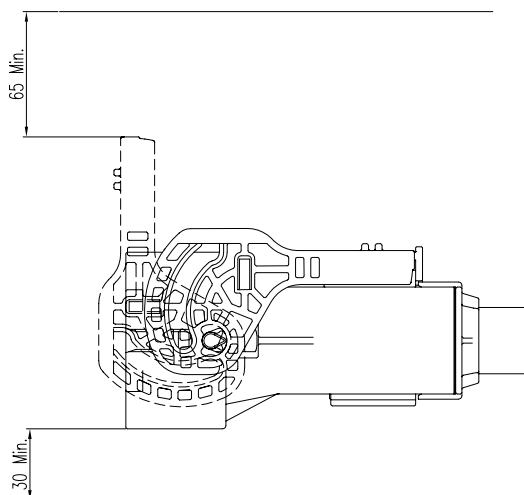


STANDARD LEVER

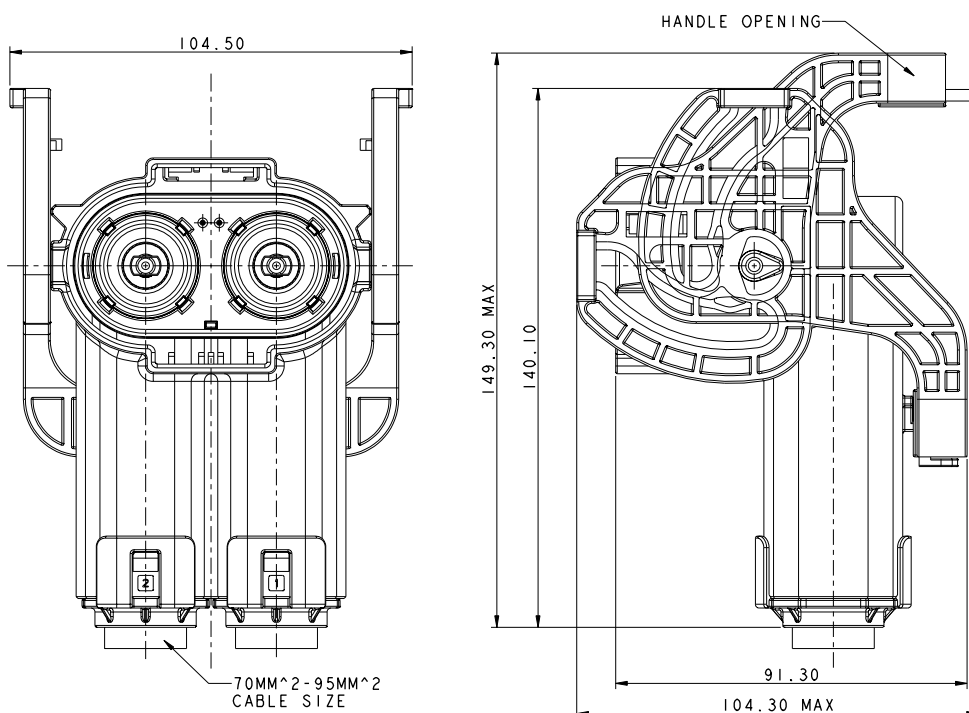


REVERSE LEVER

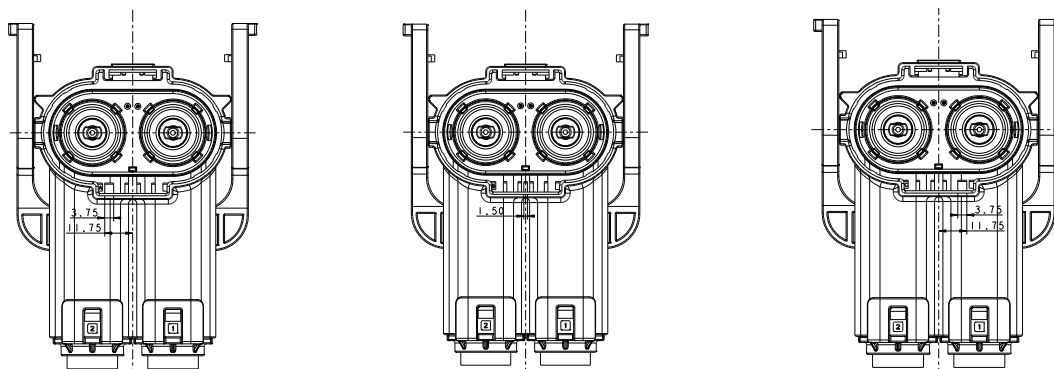
INSTALLATION CLEARANCE



2 PIN PLUG RIGHT ANGLE



INSERT ORIENTATIONS



| | Coding A | Coding B | Coding C |
|-----|-----------------|-----------------|-----------------|
| P/N | HVSL1200 08 2 A | HVSL1200 08 2 B | HVSL1200 08 2 C |

HOW TO ORDER (HVSL 1200)

HOW TO ORDER: PLUG

| | | | | | | |
|-------------------------------------|----------|----|---|---|---|----|
| | HVSL1200 | 06 | 2 | A | 0 | 70 |
| Product type: | | | | | | |
| 06: Straight plug | | | | | | |
| 08: Right angle plug | | | | | | |
| Position: | | | | | | |
| 2: 2 position | | | | | | |
| Coding / Alternate position: | | | | | | |
| A: Coding A | | | | | | |
| B: Coding B | | | | | | |
| C: Coding C | | | | | | |
| Interlock: | | | | | | |
| 0: Without interlock | | | | | | |
| 1: With interlock | | | | | | |
| Cable size: | | | | | | |
| 70: 70mm ² cable | | | | | | |
| 95: 95mm ² cable | | | | | | |

HOW TO ORDER: RECEPTACLE

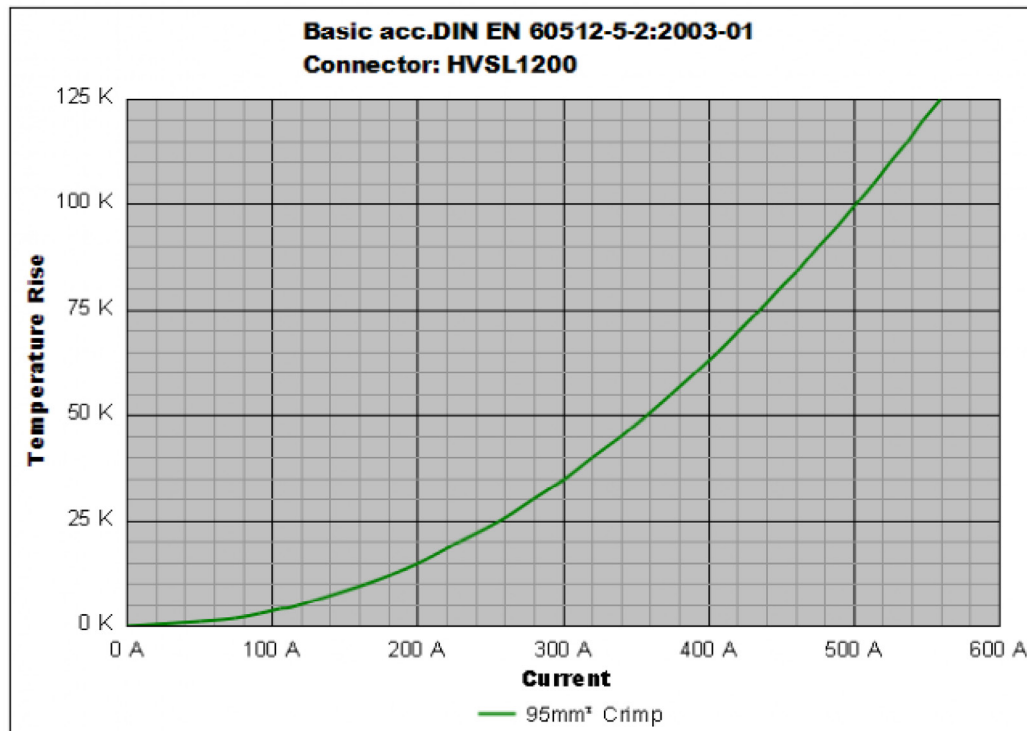
| | | | | | | |
|-------------------------------------|----------|----|---|---|---|-----|
| | HVSL1200 | 02 | 2 | A | 0 | H10 |
| Product type: | | | | | | |
| 02: Box mounted receptacle | | | | | | |
| Position: | | | | | | |
| 2: 2 position | | | | | | |
| Coding / Alternate position: | | | | | | |
| A: Coding A | | | | | | |
| B: Coding B | | | | | | |
| C: Coding C | | | | | | |
| Interlock: | | | | | | |
| 0: Without interlock | | | | | | |
| 1: With interlock | | | | | | |
| Cable size: | | | | | | |
| H10: OT terminal | | | | | | |

EXTRACTION TOOL FOR RECEPTACLE SIGNAL CONTACT

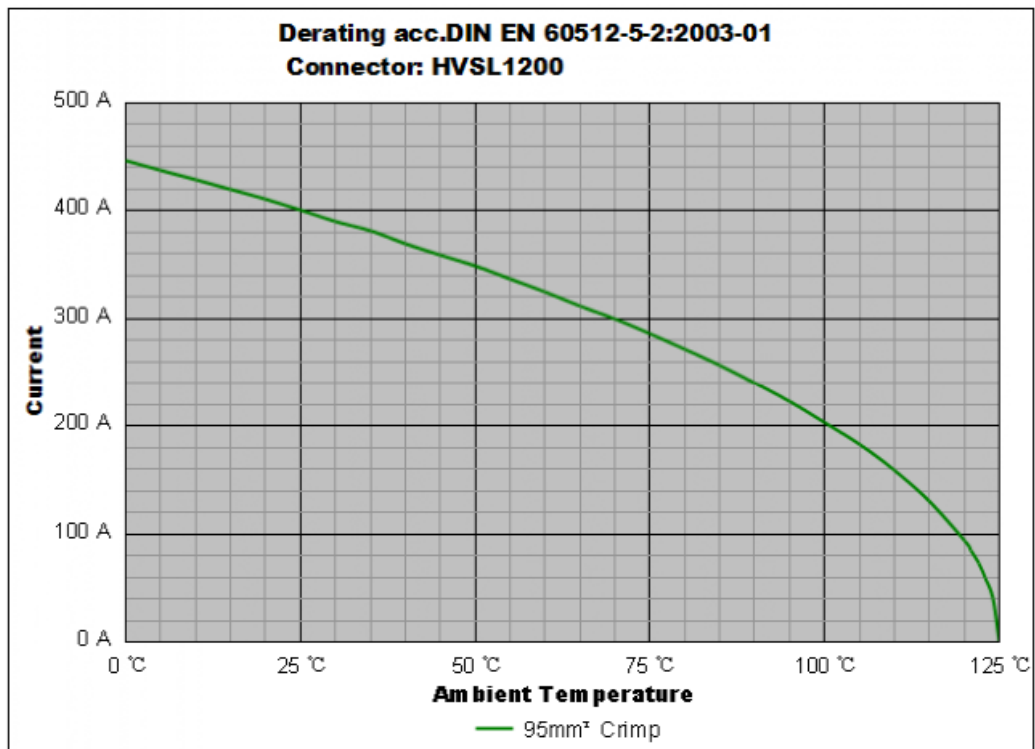
HVIL-contact Extraction tool: HVTOOL11R



HVSL 1200 | Temperature Rise




HVSL 1200 | Derating Curve



Remark: tests carried out on the complete connector.

Excel|Mate Plus (HVSL P 1200)

EXCEL | MATE Plus (P 1200)



High Voltage Safety Lock

EXCEL | MATE Plus (P 1200) offers a max rated voltage up to 1000V and a max rated current of 400A. It can be used for power solutions in various HEV applications.

External HVIL.

KEY FEATURES

With interlock solution

Sealing, IP67 (mated), IP6K9K

2-position available

Touch-proof, IP2XB

Multiple coding positions

APPLICATIONS

HEV Battery

Inverters

Junction boxes

Power distribution boxes

MECHANICAL

Durability ≥ 50 mating cycles

Wire range 70 to 95 mm²

ELECTRICAL

Rated voltage 1000V DC

Rated current 70mm² shield cable:
300A Max @ ambient temperature 70°C

95mm² shield cable:
400A Max @ ambient temperature 70°C

Insulator resistance $> 200\text{M}\Omega$

Dielectric withstand voltage 3000V AC

ENVIRONMENTAL

Sealing IP67, IP6K9K (mated)

Touch-proof IP2XB

Temperature range -40°C to 125°C

STANDARDS

USCAR-2

USCAR-37

LV-215

RoHS & REACH

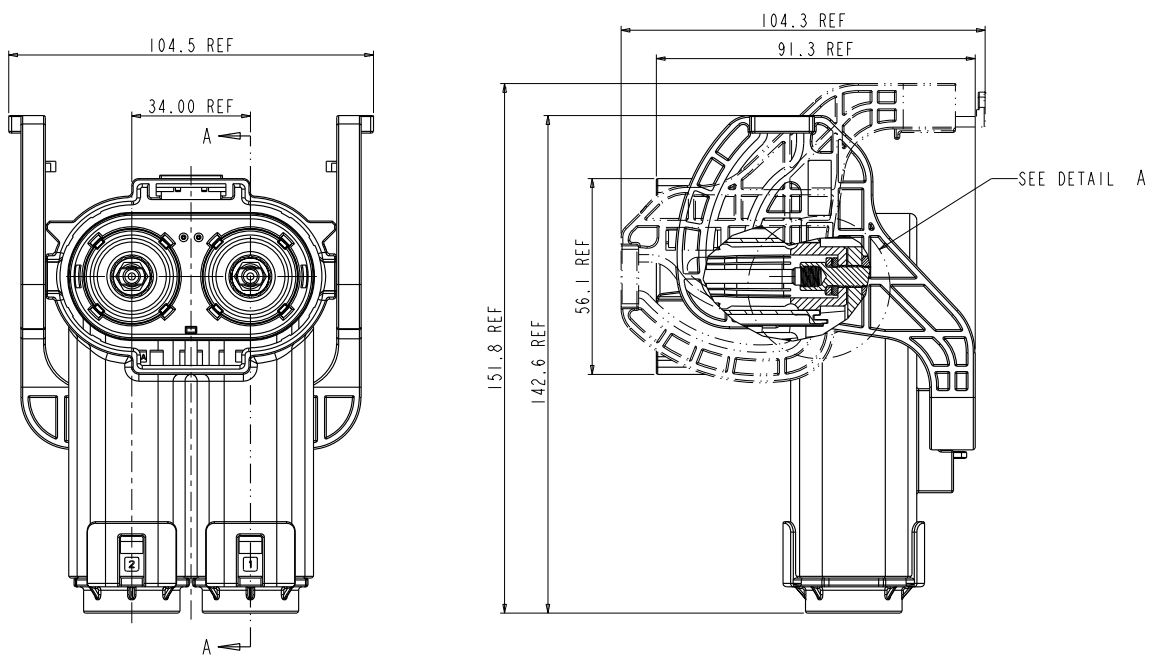
MATERIAL

Contacts Copper alloy with silver plating

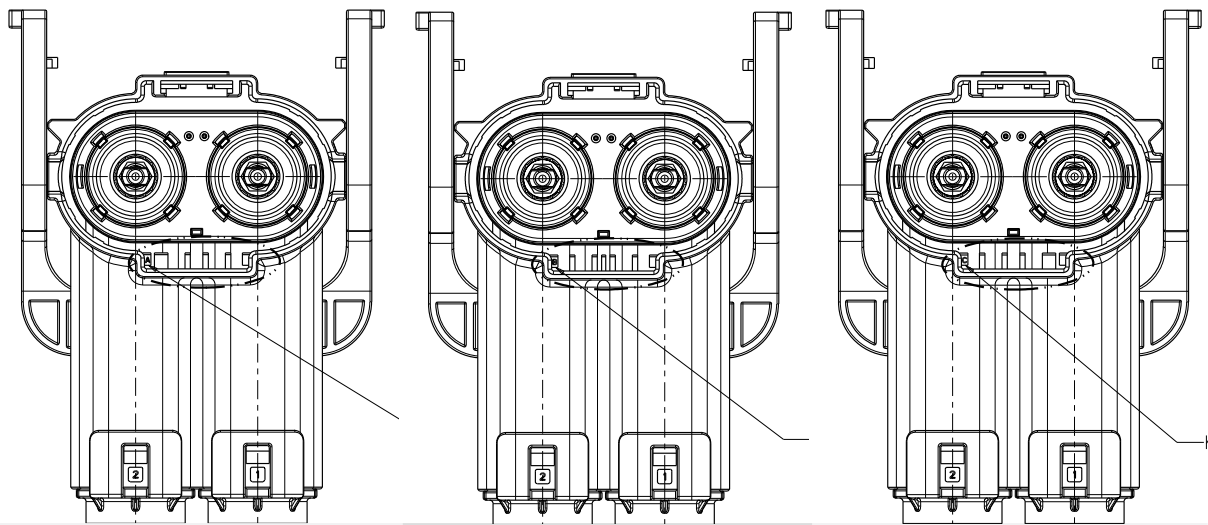
Housing PA66 + GF

Seal SR

2 PIN RIGHT ANGLE PLUG



INSERT ORIENTATIONS



Coding A

Coding B

Coding C

P/N

HVSL P 1200 08 2 A

HVSL P 1200 08 2 B

HVSL P 1200 08 2 C

HOW TO ORDER: PLUG

| | | | | | | |
|---|-------------|----|---|---|---|----|
| | HVSL P 1200 | 08 | 2 | A | 0 | 70 |
| Product type: | | | | | | |
| 08: Right angle plug | | | | | | |
| Position: | | | | | | |
| 2: 2-position | | | | | | |
| Coding / Alternate position: | | | | | | |
| A: Coding A | | | | | | |
| B: Coding B | | | | | | |
| C: Coding C | | | | | | |
| Interlock: | | | | | | |
| 0: Without interlock 1: With interlock | | | | | | |
| Cable size: | | | | | | |
| 70: 70mm ² 95: 95mm ² | | | | | | |

EXCEL | MATE Plus



High Voltage Safety Lock

EXCEL | MATE Plus offers a max rated voltage up to 1000V and a max rated current of 250A. It can be used for power solutions in various HEV applications.

External HVIL for 1 position and internal HVIL for 2 to 3 positions.

KEY FEATURES

With interlock solution

RADSOK® Technology R4 version
10mm

AK compliance LV215

Sealing, IP67 (mated), IP6K9K

1 to 3 positions available

Touch-proof, IP2XB

Multiple coding positions

APPLICATIONS

HEV Battery

Inverters

Junction boxes

Power distribution boxes

MECHANICAL

Durability ≥ 50 mating cycles

Wire range 25 to 70 mm²

ELECTRICAL

Rated voltage 1000V DC

Rated current 250A Max @ ambient
temperature 70°C

Insulator resistance $> 100M\Omega$

Dielectric withstand
voltage 3000V AC

ENVIRONMENTAL

Sealing IP67, IP6K9K (mated)

Touch-proof IP2XB

Temperature range -40°C to 125°C

STANDARDS

USCAR-2

USCAR-37

LV-215

RoHS & REACH

MATERIAL

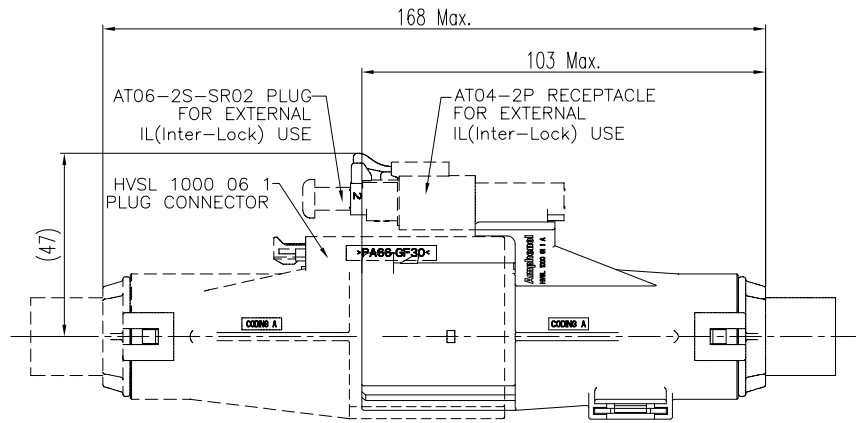
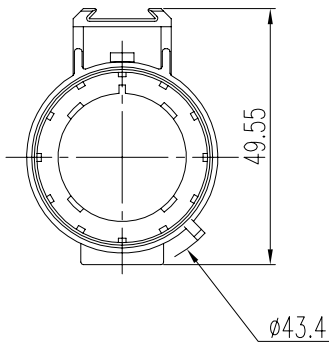
Contacts Copper alloy with silver
plating

Housing PA66 + GF

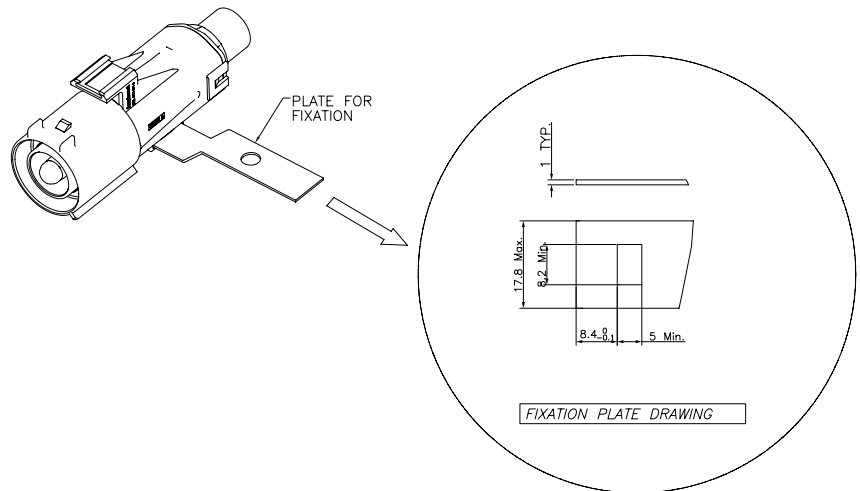
Seal SR

Excel|Mate Plus (HVSL 1000)

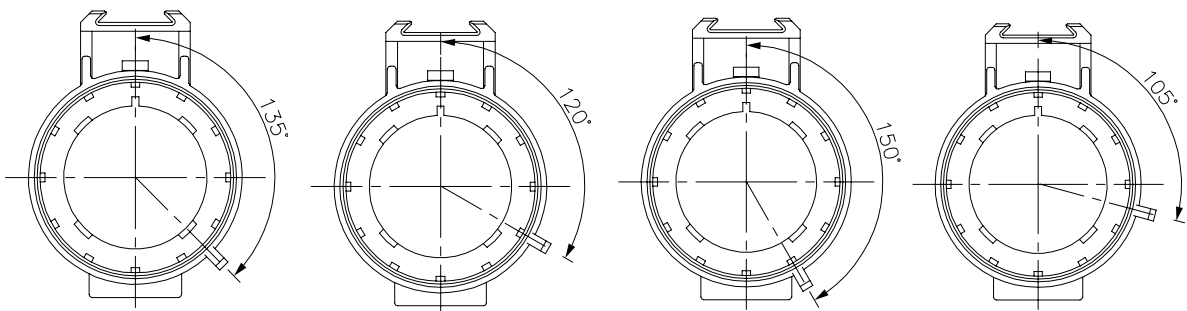
RECEPTACLE IN-LINE



MOUNTED GROOVE

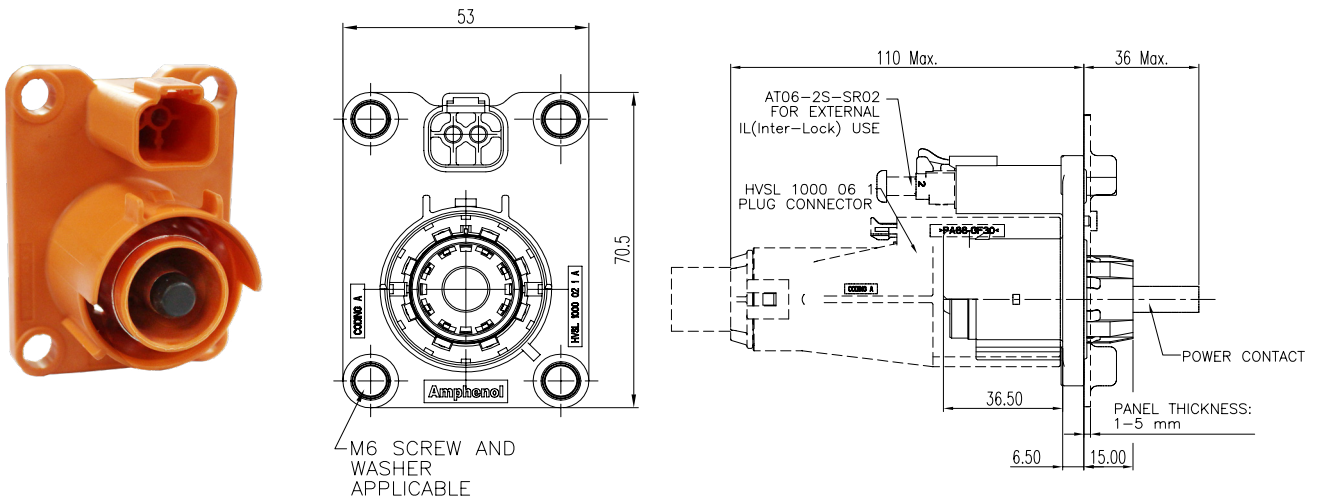


INSERT ORIENTATIONS

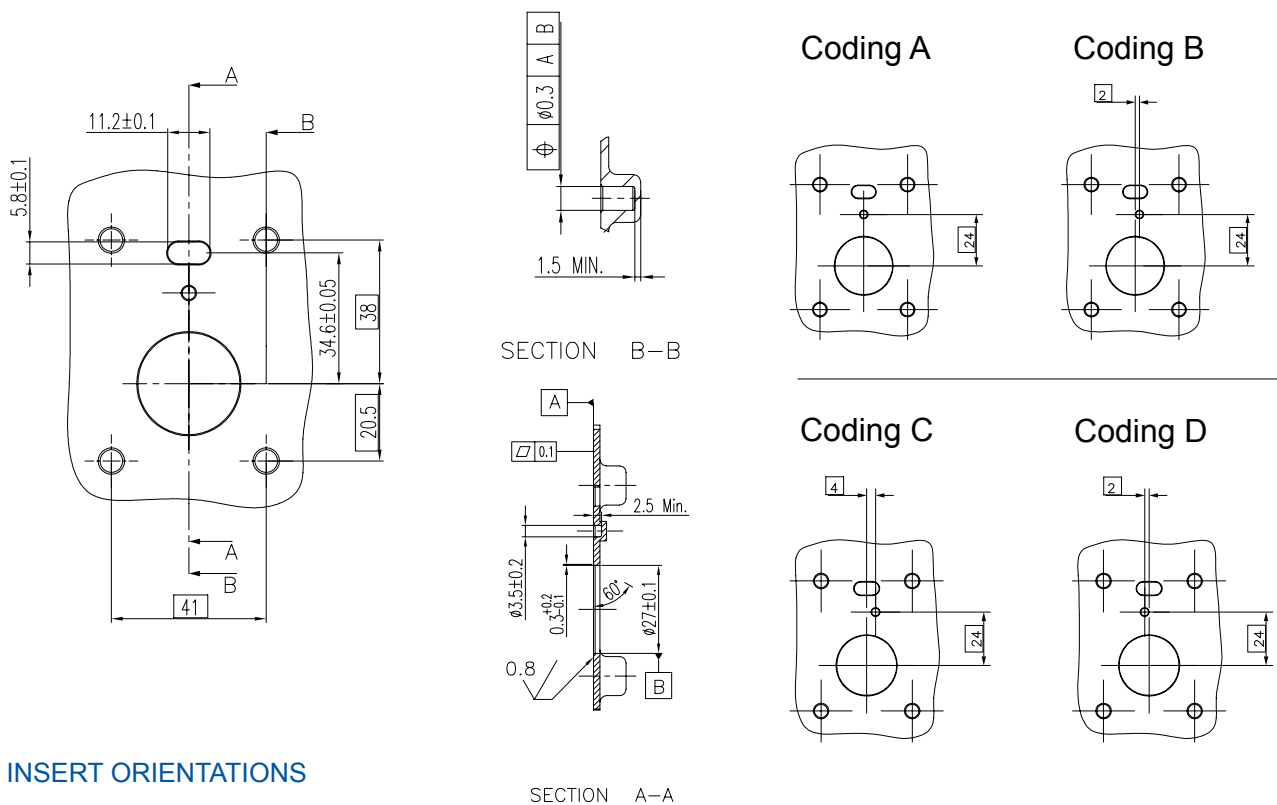


| | Coding A | Coding B | Coding C | Coding D |
|-----|-----------------|-----------------|-----------------|-----------------|
| P/N | HVSL1000 01 1 A | HVSL1000 01 1 B | HVSL1000 01 1 C | HVSL1000 01 1 D |

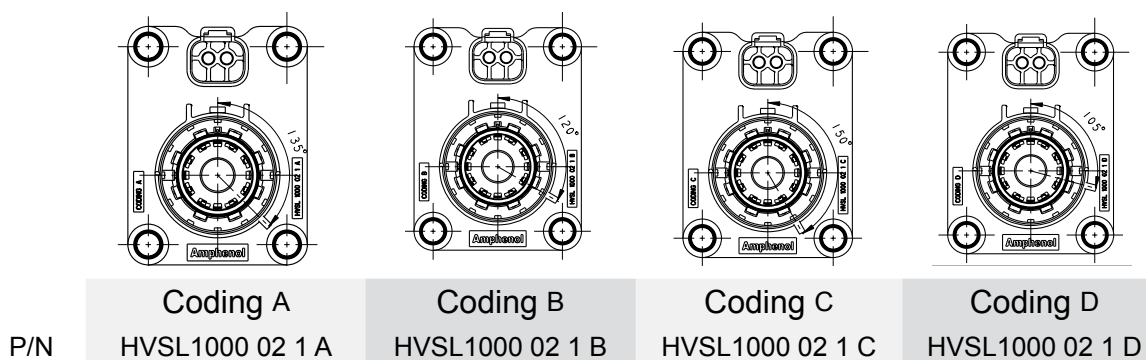
RECEPTACLE BOX MOUNTED WITH INTERLOCK



PANEL MOUNTING DIMENSIONS

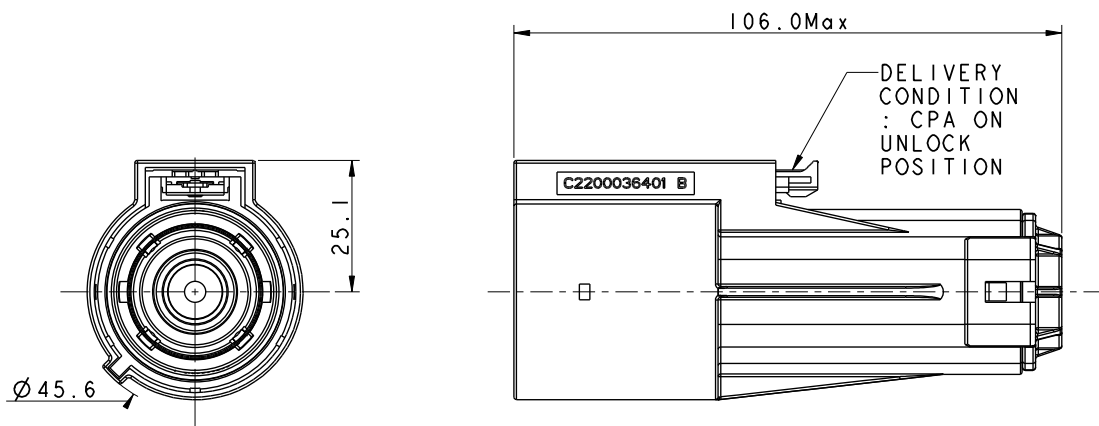


INSERT ORIENTATIONS

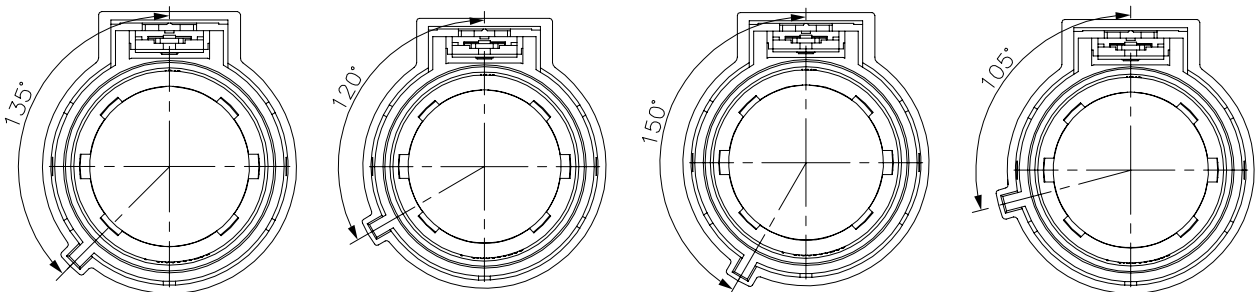


Excel|Mate Plus (HVSL 1000)

PLUG

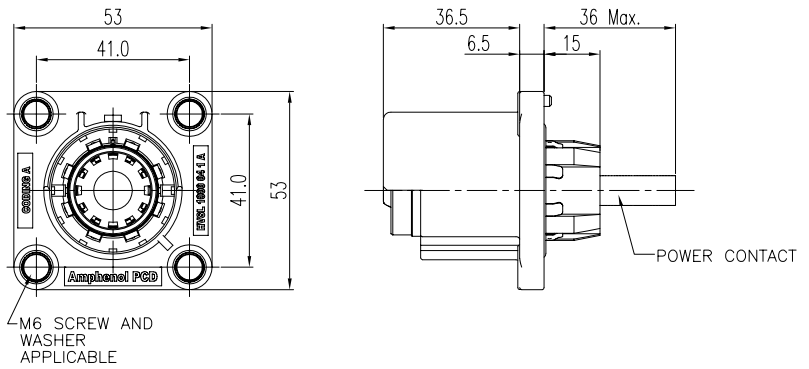


INSERT ORIENTATIONS

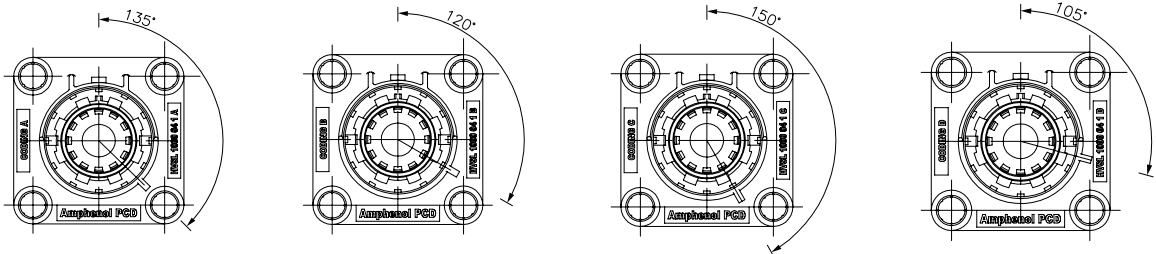


| | Coding A | Coding B | Coding C | Coding D |
|-----|-----------------|-----------------|-----------------|-----------------|
| P/N | HVSL1000 06 1 A | HVSL1000 06 1 B | HVSL1000 06 1 C | HVSL1000 06 1 D |

RECEPTACLE BOX MOUNTED **WITHOUT INTERLOCK**

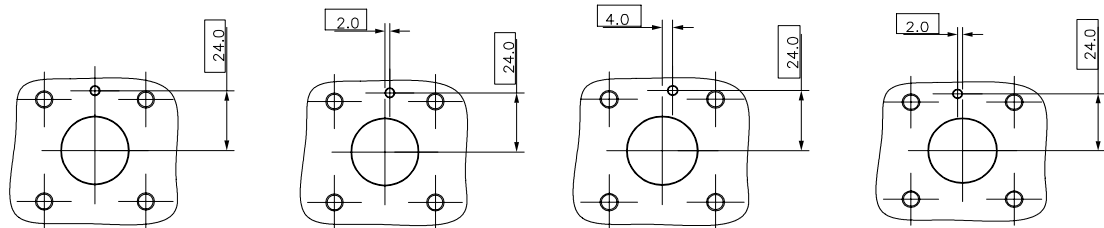
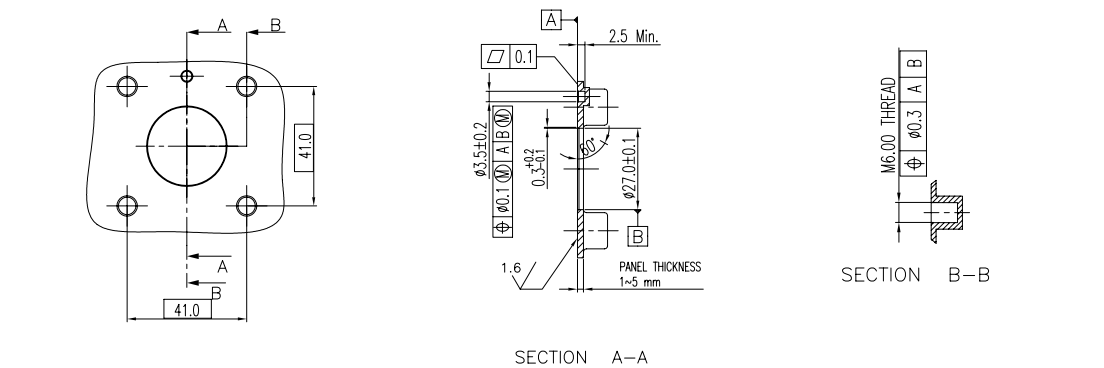


INSERT ORIENTATIONS



| | Coding A | Coding B | Coding C | Coding D |
|-----|-----------------|-----------------|-----------------|-----------------|
| P/N | HVSL1000 04 1 A | HVSL1000 04 1 B | HVSL1000 04 1 C | HVSL1000 04 1 D |

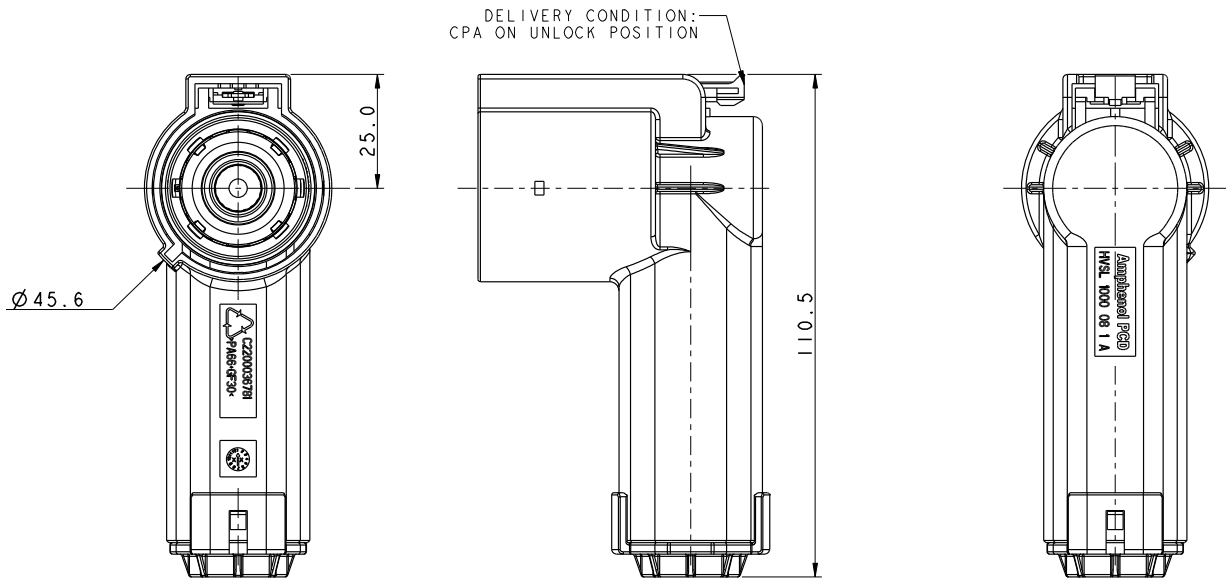

PANEL MOUNTING DIMENSIONS



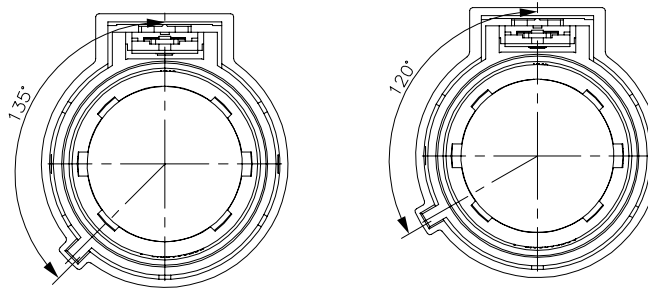
| Coding A | Coding B | Coding C | Coding D |
|----------|----------|----------|----------|
|----------|----------|----------|----------|

Excel|Mate Plus (HVSL 1000)

PLUG RIGHT ANGLE

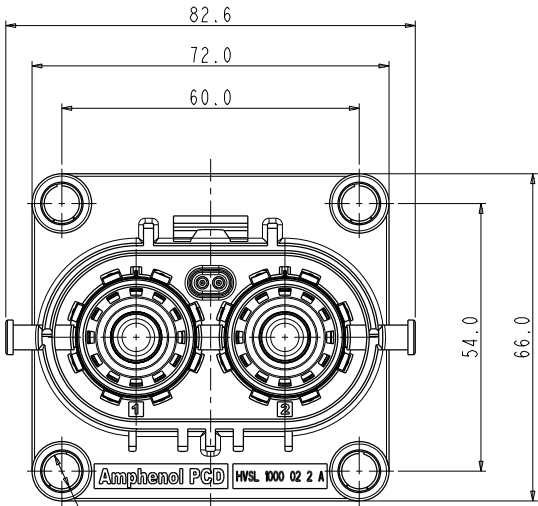
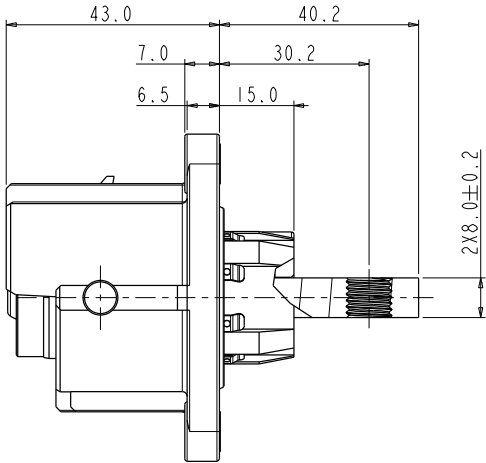


INSERT ORIENTATIONS

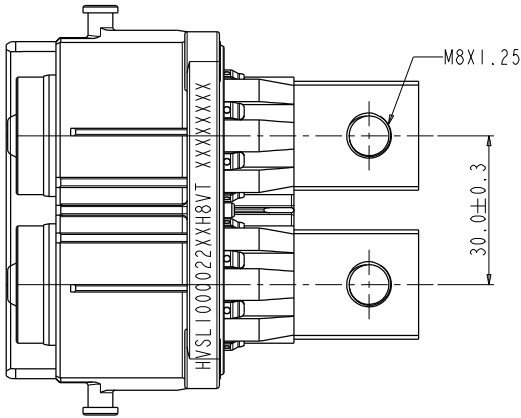


| | Coding A | Coding B |
|-----|-----------------|-----------------|
| P/N | HVSL1000 08 1 A | HVSL1000 08 1 B |

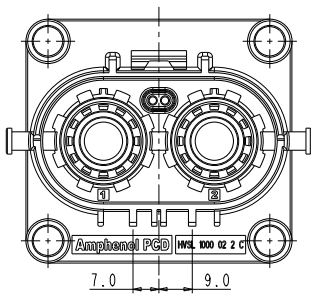
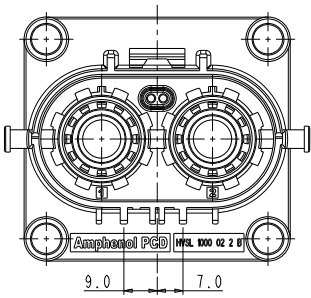
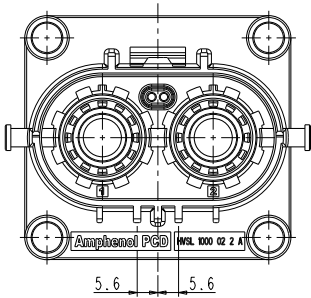
2 PIN RECEPTACLE BOX MOUNTED



4XØ6.6 THROUGH HOLE
FOR M6 FASTER APPLICAITON

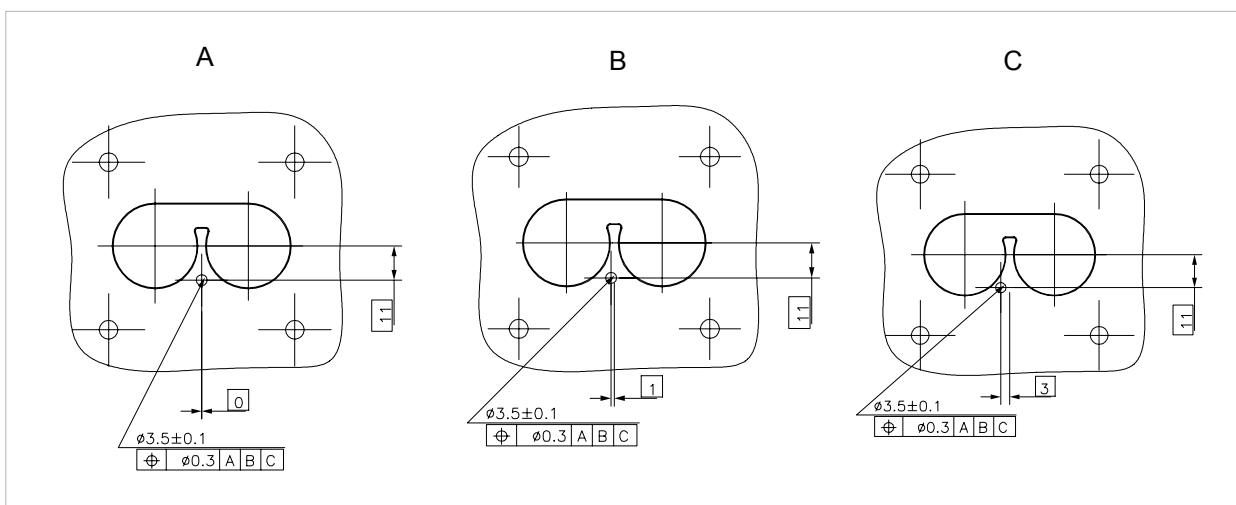
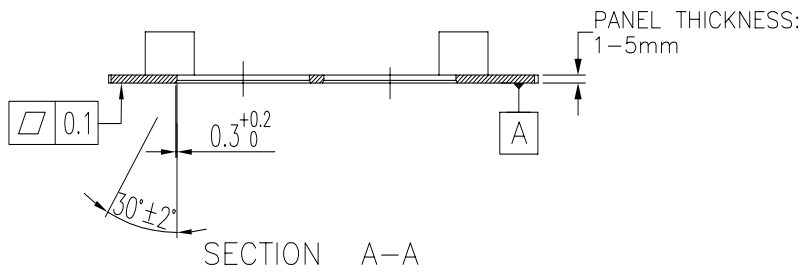
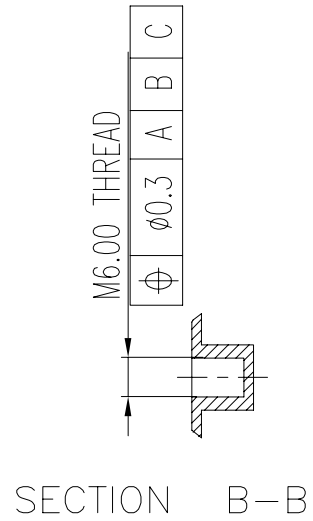
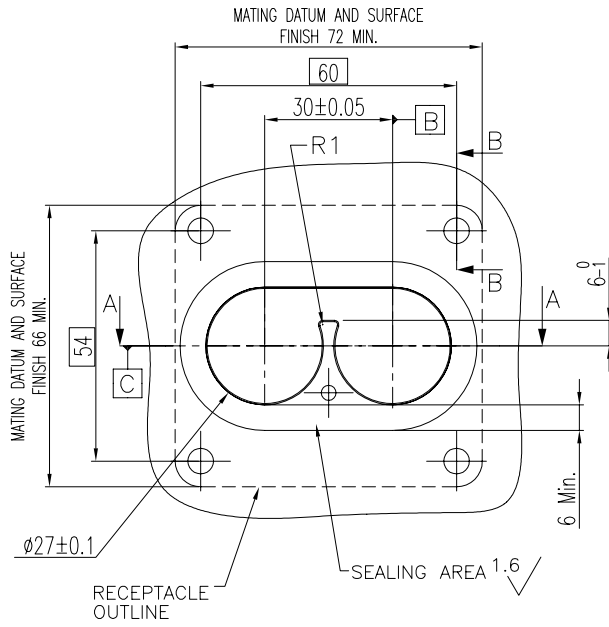


INSERT ORIENTATIONS

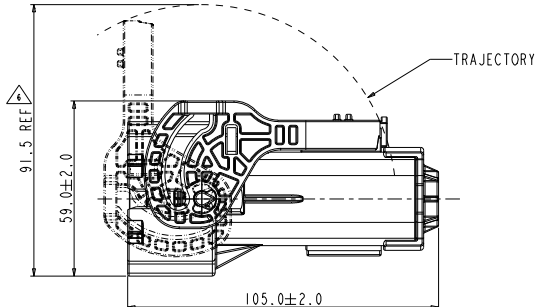



| | | | |
|-----|-----------------|-----------------|-----------------|
| | Coding A | Coding B | Coding C |
| P/N | HVSL1000 02 2 A | HVSL1000 02 2 B | HVSL1000 02 2 C |

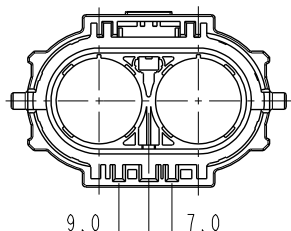
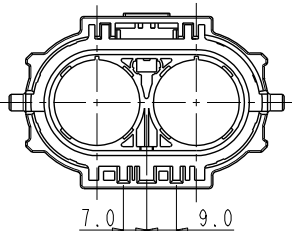
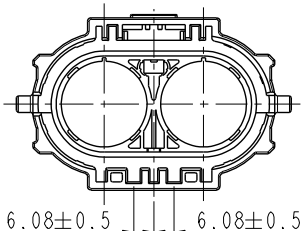
PANEL MOUNTING DIMENSIONS



2 PIN PLUG

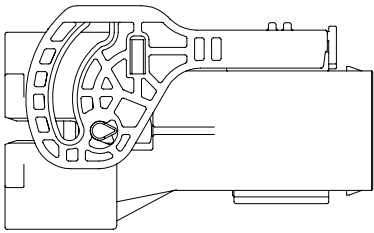


INSERT ORIENTATIONS

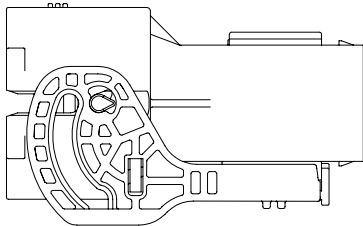


| | | | |
|-----|-----------------|-----------------|-----------------|
| | Coding A | Coding B | Coding C |
| P/N | HVSL1000 06 2 A | HVSL1000 06 2 B | HVSL1000 06 2 C |

LEVER POSITION

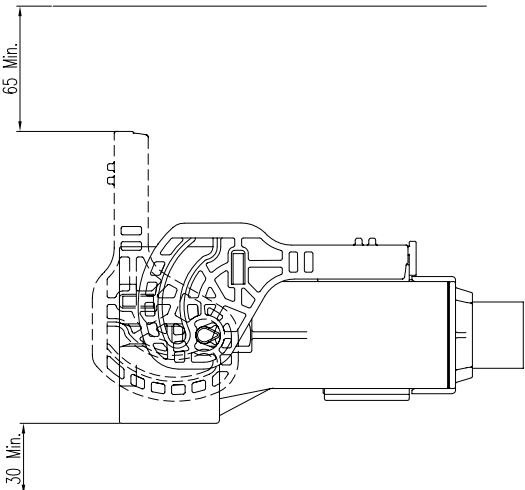


STANDARD LEVER



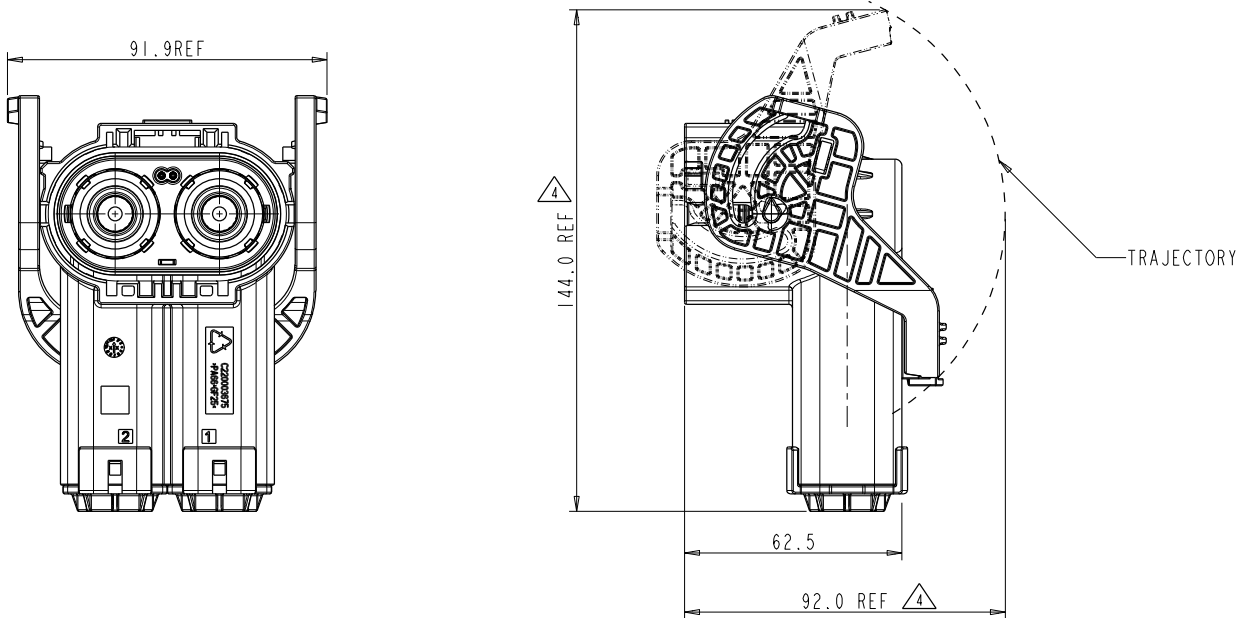
REVERSE LEVER

INSTALLATION CLEARANCE

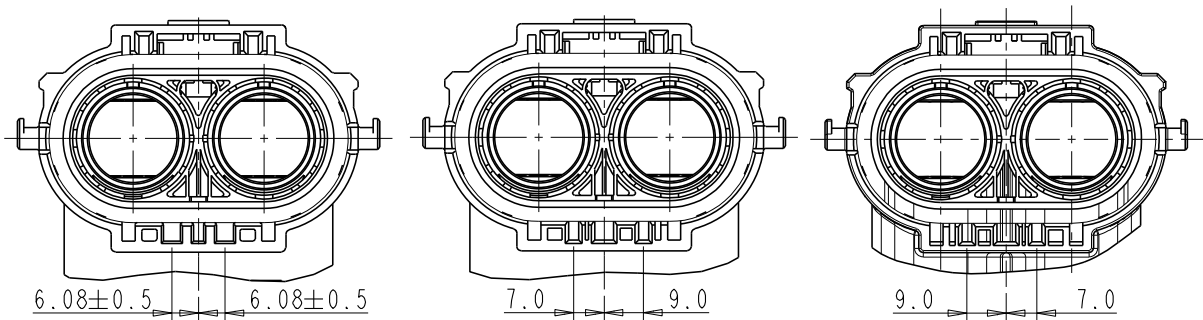


Excel|Mate Plus (HVSL 1000)

2 PIN PLUG RIGHT ANGLE

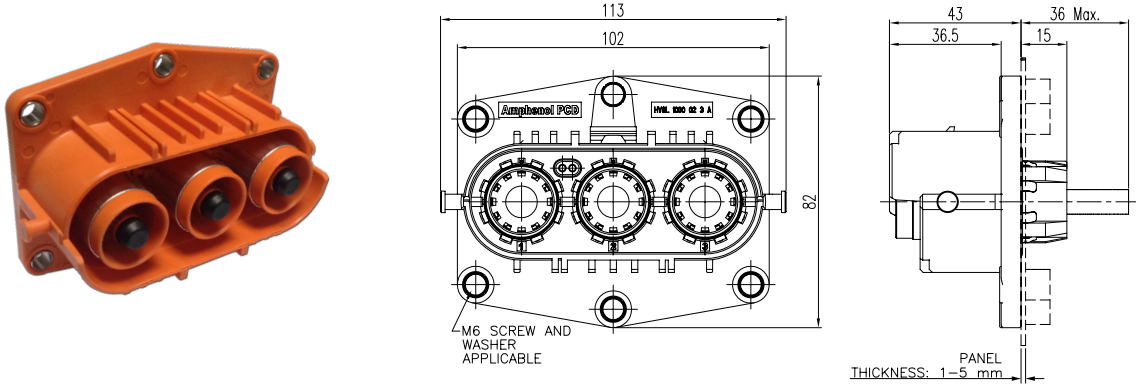


INSERT ORIENTATIONS

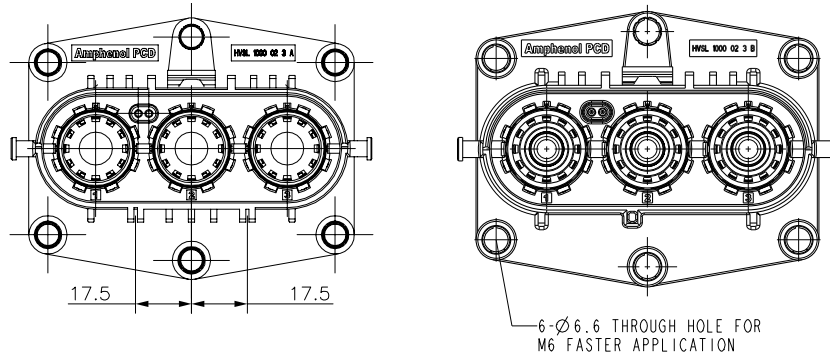


| | Coding A | Coding B | Coding C |
|-----|-----------------|-----------------|-----------------|
| P/N | HVSL1000 08 2 A | HVSL1000 08 2 B | HVSL1000 08 2 C |

3 PIN RECEPTACLE BOX MOUNTED

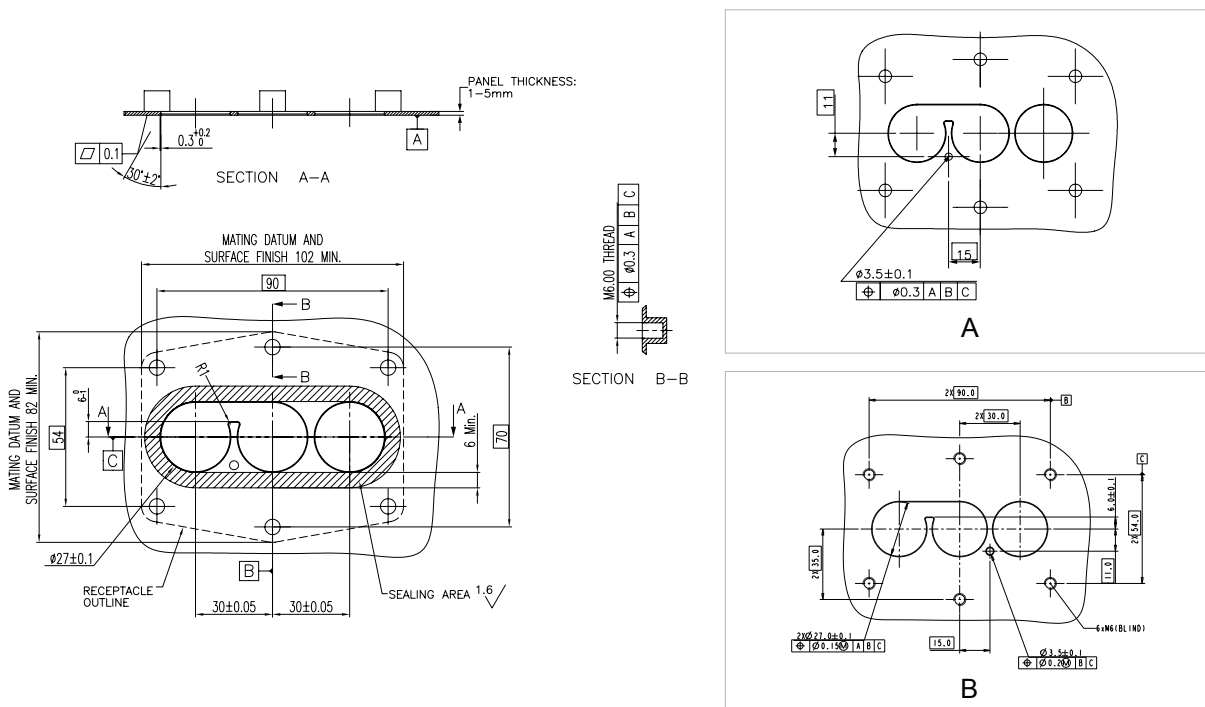


INSERT ORIENTATIONS



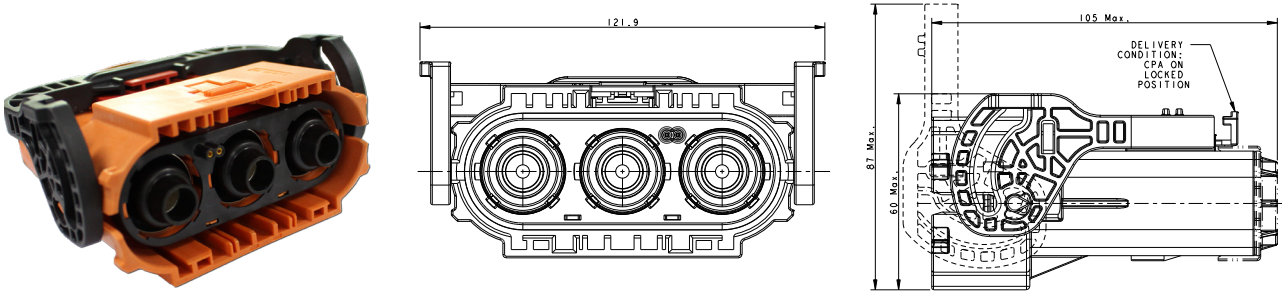
| P/N | Coding A HVSL1000 02 3 A | Coding B HVSL1000 02 3 B |
|-----|-----------------------------|-----------------------------|
|-----|-----------------------------|-----------------------------|

PANEL MOUNTING DIMENSIONS

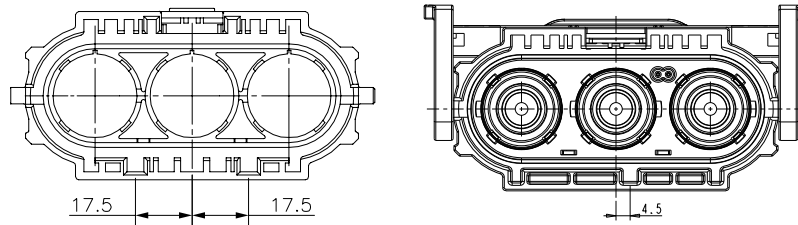


Excel|Mate Plus (HVSL 1000)

3 PIN PLUG

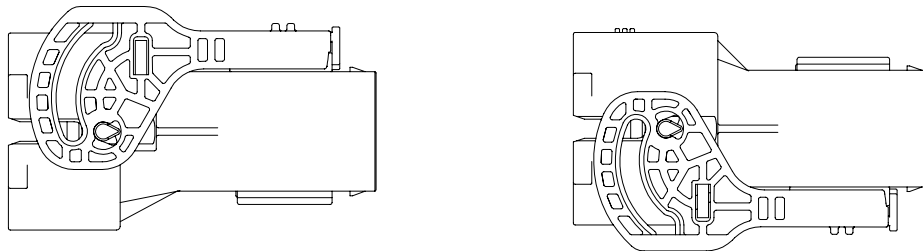


INSERT ORIENTATIONS



| | Coding A | Coding B |
|-----|-----------------|-----------------|
| P/N | HVSL1000 06 3 A | HVSL1000 06 3 B |

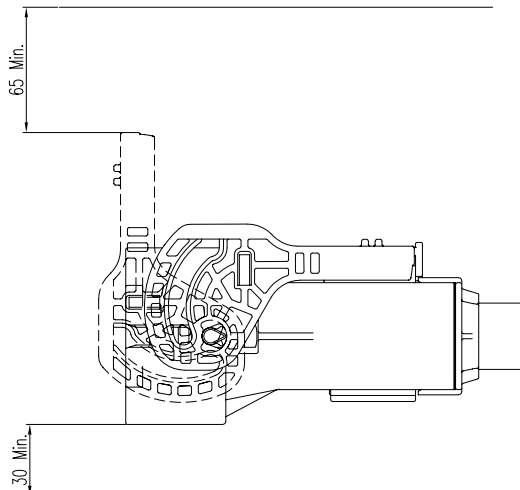
LEVER POSITION



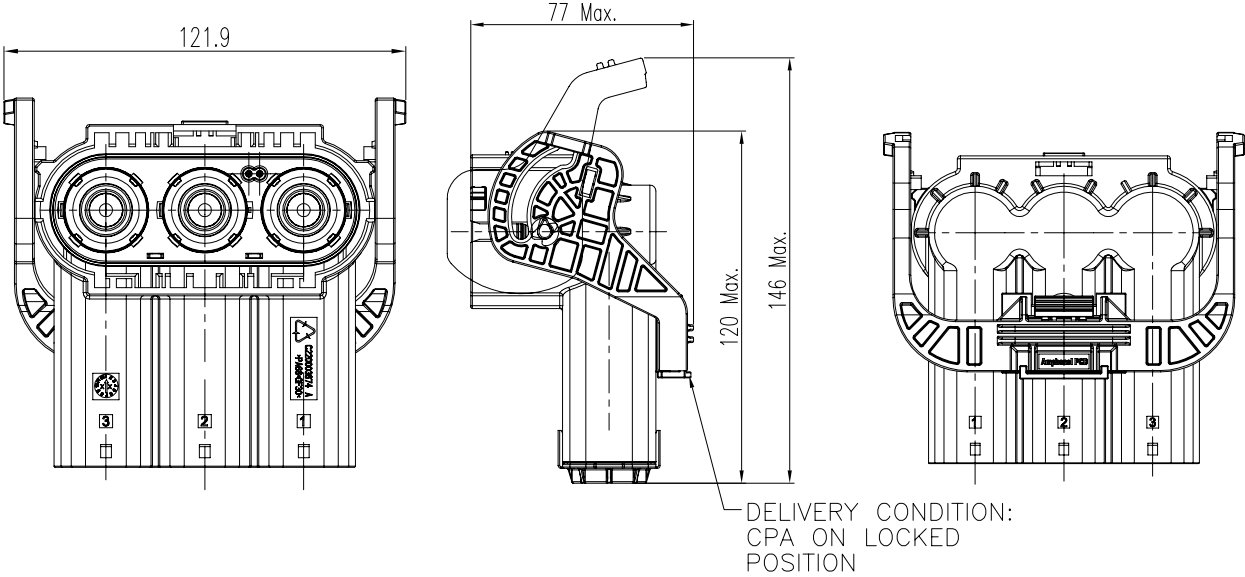
STANDARD LEVER

REVERSE LEVER

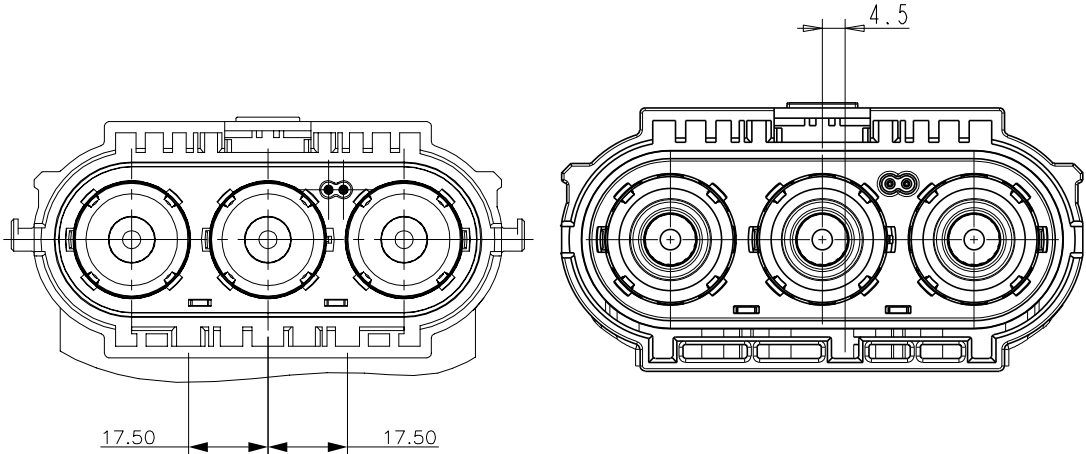
INSTALLATION CLEARANCE



3 PIN PLUG RIGHT ANGLE

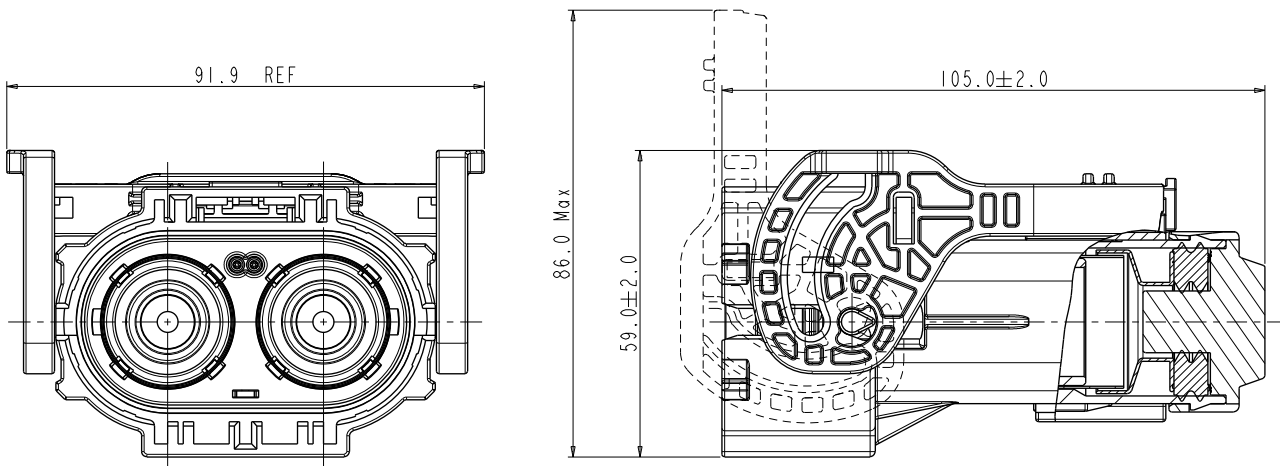


INSERT ORIENTATIONS



| | Coding A | Coding B |
|-----|-----------------|-----------------|
| P/N | HVSL1000 08 3 A | HVSL1000 08 3 B |

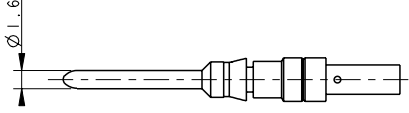
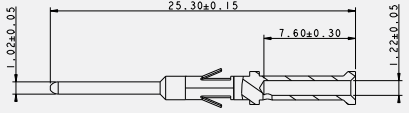
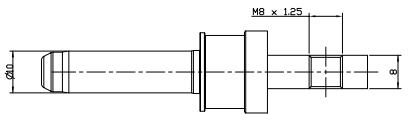
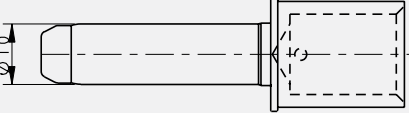
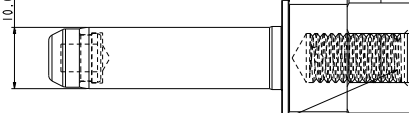
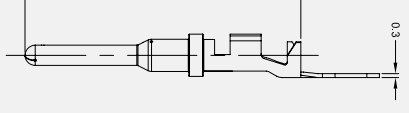
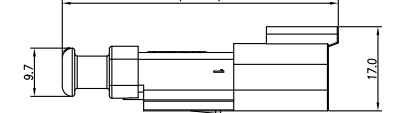
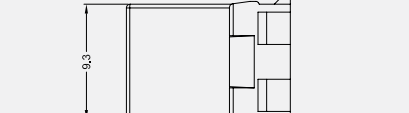
DUMMY PLUG



| | | | | | | |
|-------------------------------------|---|----|---|---|---|----|
| | HVSL1000 | 06 | 2 | A | 0 | S1 |
| Product type: | 06: Straight plug | | | | | |
| Position: | 2: 2 position | | | | | |
| Coding / Alternate position: | A: Coding A B: Coding B C: Coding C | | | | | |
| Interlock: | 0: Without interlock 1: With interlock | | | | | |
| Dummy plug: | S1 | | | | | |

ATTACHMENT: CONTACTS FOR RECEPTACLE

All connectors include contacts. For extra contacts, please order them separately (ref: P/N below)

| Name | Contact P/N & Wire Size | Drawing |
|---|--|--|
| 1 Pin Box mounted receptacle for Interlock | C42000400504G 0.5 to 0.75mm ² max wire |  |
| 2 or 3 pin for Interlock | C200003609 0.5 to 0.75mm ² max wire |  |
| Power contact Thread for Bus-bar | C4200036152 |  |
| Power contact Crimp for wire | C42000361511 - 70mm ² wire C42000361512 - 50mm ² wire C42000361513 - 35mm ² wire C42000361514 - 25mm ² wire |  |
| Power contact for thread | P01BM00023 M8 |  |
| 1 Pin: In-line receptacle for Interlock | AT60-16-0622 0.5mm ² max wire |  |
| | AT04-2P-SR02BLK 0.5mm ² max wire |  |
| | AW2P |  |

CONTACTS FOR RECEPTACLE

ATTACHMENT: CONTACTS FOR PLUG

All connectors include contacts. For extra contacts, please order them separately (ref: P/N below)

| Name | Contact P/N & Wire Size | Drawing |
|--|--|---------|
| 1 Pin HVIL plug | C210003610 | |
| 1 Pin (For In-line plug) Rope for Interlock | C210003608 (Order with HVIL plug) | |
| 1 Pin (For R/A plug) Rope for Interlock | C210003611 (Order with HVIL plug) | |
| Socket contact | C4200036161 - 70mm ² wire C4200036162 - 50mm ² wire C4200036163 - 35mm ² wire C4200036164 - 25mm ² wire | |
| Kit of socket insert For plug | C4220036011 - 70mm ² wire C4220036012 - 50mm ² wire C4220036013 - 35mm ² wire C4220036014 - 25mm ² wire | |
| Kit of socket insert For receptacle in-line | C4220036021 - 70mm ² wire C4220036022 - 50mm ² wire C4220036023 - 35mm ² wire C4220036024 - 25mm ² wire | |
| Power contact - rear Crimp for wire for right angle plug | C4220036031 - 70mm ² wire C4220036032 - 50mm ² wire C4220036033 - 35mm ² wire C4220036034 - 25mm ² wire | |

HVSL 1000 | PRODUCT SERIES OVERVIEW

Single pin
(HVIL External)



In-line receptacle



In-line plug


Single pin
(Without HVIL)



2 pin
(HVIL Integrated)



3 pin
(HVIL Integrated)



EXTRACTION TOOL FOR RECEPTACLE SIGNAL CONTACT

HVIL-contact Extraction tool: HVTOOL11R



HOW TO ORDER (HVSL 1000)

HOW TO ORDER: PLUG

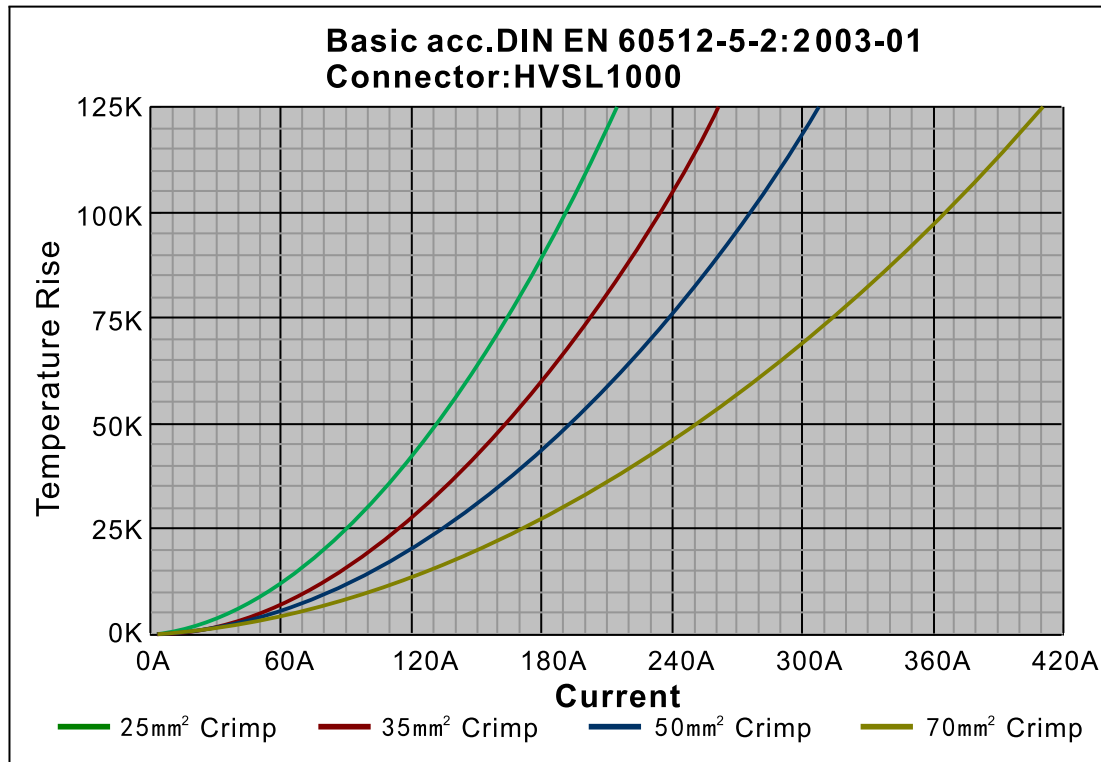
| | | | | | |
|---|----|---|---|---|----|
| HVSL1000 | 06 | 1 | A | 0 | 35 |
| Product type: | | | | | |
| 06: Straight plug 08: Right angle plug | | | | | |
| Position: | | | | | |
| 1: 1 position 2: 2 position 3: 3 position | | | | | |
| Coding / Alternate position: | | | | | |
| A: Coding A (for positions 1, 2 & 3) | | | | | |
| B: Coding B (for positions 1 & 2) | | | | | |
| C: Coding C (for position 1) | | | | | |
| D: Coding D (for position 1) | | | | | |
| Interlock: | | | | | |
| 0: Without interlock 1: With interlock | | | | | |
| Cable size: | | | | | |
| 25: 25mm ² cable 35: 35mm ² cable 50: 50mm ² cable 70: 70mm ² cable | | | | | |

HOW TO ORDER: RECEPTACLE

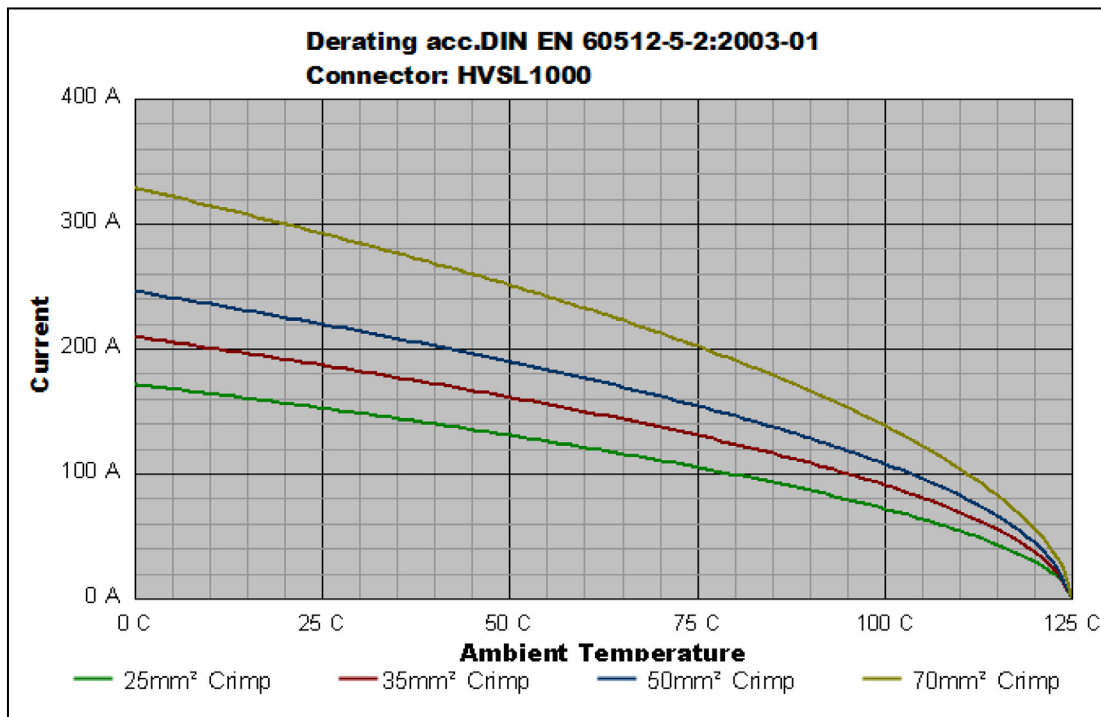
| | | | | | |
|---|----|---|---|---|----|
| HVSL1000 | 01 | 1 | A | 0 | 35 |
| Product type: | | | | | |
| 01: In-line receptacle | | | | | |
| Position: | | | | | |
| 1: 1 position | | | | | |
| Coding / Alternate position: | | | | | |
| A: Coding A | | | | | |
| B: Coding B | | | | | |
| C: Coding C | | | | | |
| D: Coding D | | | | | |
| Interlock: | | | | | |
| 0: Without interlock 1: With interlock | | | | | |
| Cable size: | | | | | |
| 25: 25mm ² cable 35: 35mm ² cable 50: 50mm ² cable 70: 70mm ² cable | | | | | |

| | | | | | |
|---|----|---|---|---|----|
| HVSL1000 | 02 | 1 | A | 0 | H8 |
| Product type: | | | | | |
| 02: Box mounted receptacle | | | | | |
| 04: Box mounted receptacle without Interlock | | | | | |
| Position: | | | | | |
| 1: 1 position 2: 2 position 3: 3 position | | | | | |
| Coding / Alternate position: | | | | | |
| A: Coding A (for positions 1, 2 & 3) | | | | | |
| B: Coding B (for positions 1 & 2) | | | | | |
| C: Coding C (for position 1) | | | | | |
| D: Coding D (for position 1) | | | | | |
| Interlock: | | | | | |
| 0: Without interlock 1: With interlock | | | | | |
| Cable size: | | | | | |
| H8: M8 busbar terminal | | | | | |

HVSL 1000 | Temperature Rise



HVSL 1000 | Derating Curve



Remark: tests carried out on the complete connector.

Excel|Mate Plus (HVSL P 1000)

EXCEL | MATE Plus (P 1000)



High Voltage Safety Lock

EXCEL | MATE Plus (P 1000) offers a max rated voltage up to 1000V and a max rated current of 250A. It can be used for power solutions in various HEV applications.

External HVIL.

KEY FEATURES

With interlock solution

Sealing, IP67 (mated), IP6K9K

2-position available

Touch-proof, IP2XB

Multiple coding positions

APPLICATIONS

HEV Battery

Inverters

Junction boxes

Power distribution boxes

MECHANICAL

Durability ≥ 50 mating cycles

Wire range 50 to 70 mm²

ELECTRICAL

Rated voltage 1000V DC

Rated current 70mm² shield cable:
250A Max @ ambient temperature 70°C

50mm² shield cable:
200A Max @ ambient temperature 70°C

Insulator resistance $> 200M\Omega$

Dielectric withstand voltage 3000V AC

ENVIRONMENTAL

Sealing IP67, IP6K9K (mated)

Touch-proof IP2XB

Temperature range -40°C to 125°C

STANDARDS

USCAR-2

USCAR-37

LV-215

RoHS & REACH

MATERIAL

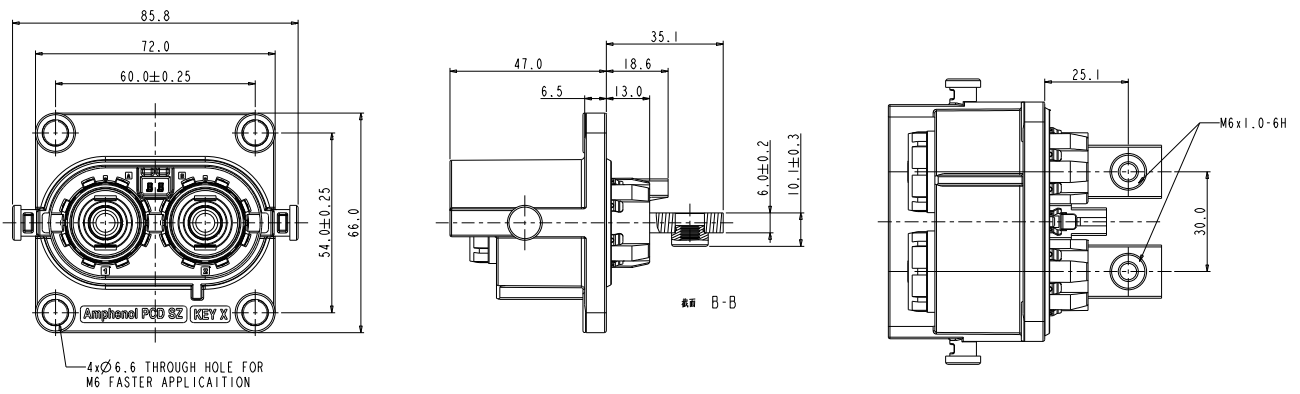
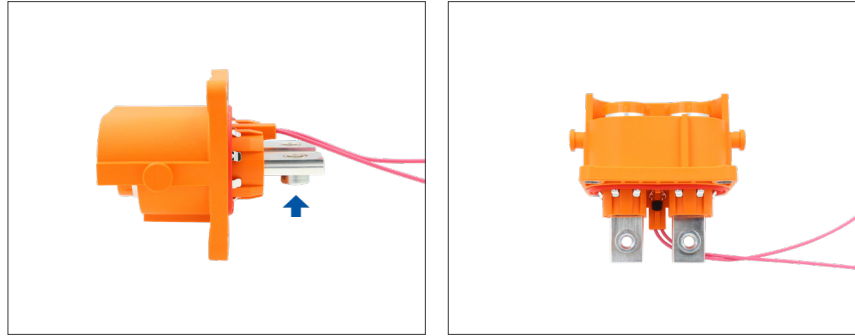
Contacts Copper alloy with silver plating

Housing PA66 + GF

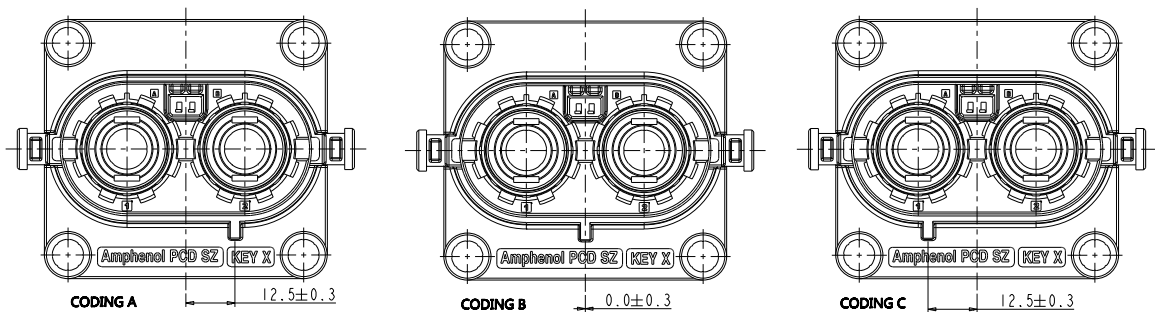
Seal SR

2 PIN RECEPTACLE

Signal PIN and TPA need to be purchased separately.

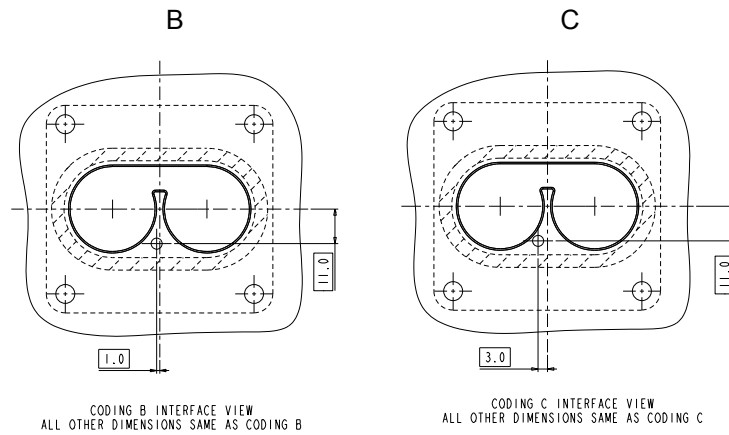
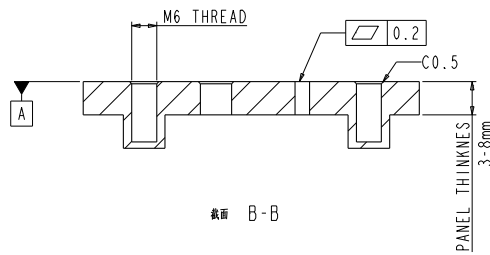
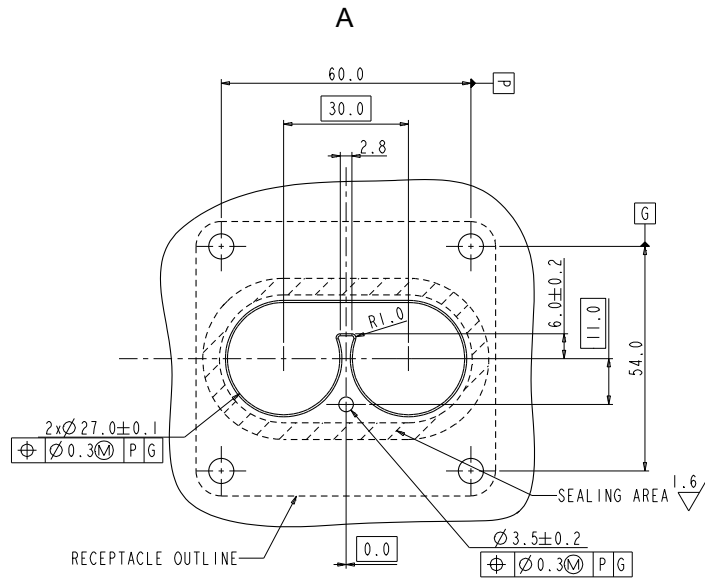


INSERT ORIENTATIONS

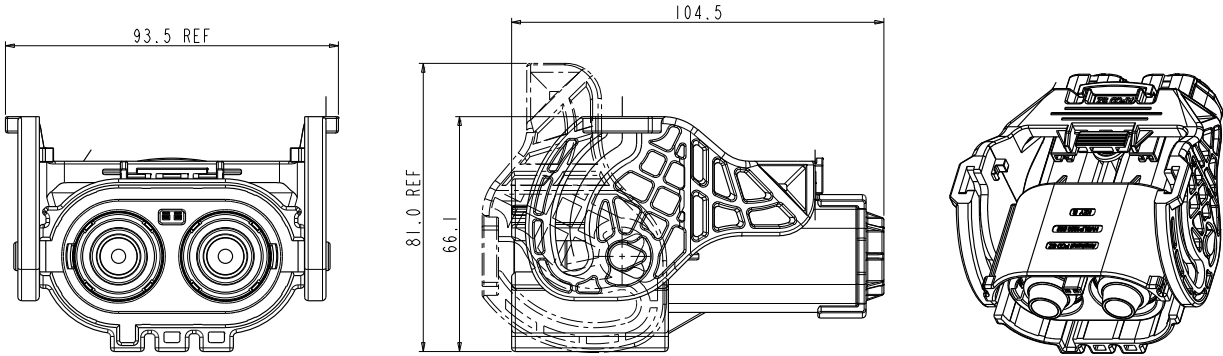


| | Coding A | Coding B | Coding C |
|-----|--------------------|--------------------|--------------------|
| P/N | HVSL P 1000 02 2 A | HVSL P 1000 02 2 B | HVSL P 1000 02 2 C |

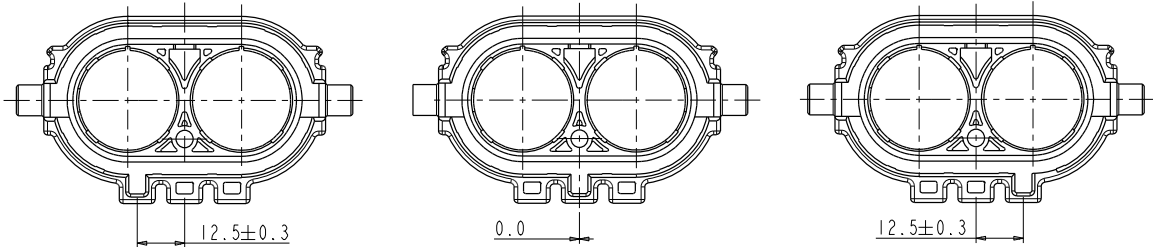
PANEL MOUNTING DIMENSIONS



2 PIN STRAIGHT PLUG



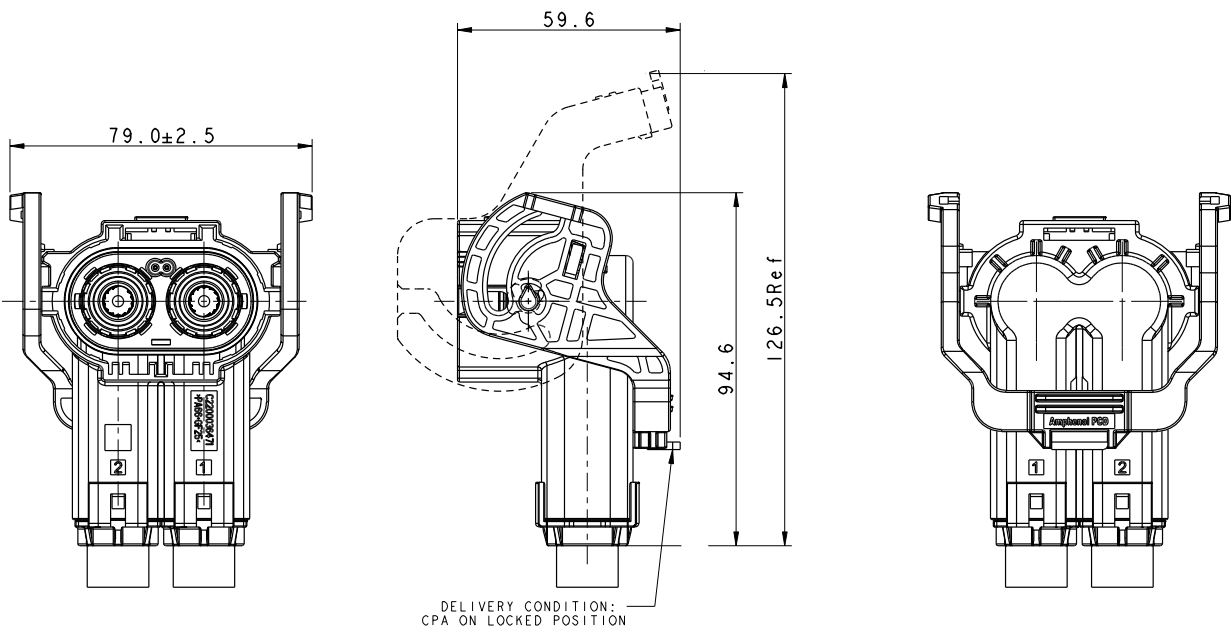

INSERT ORIENTATIONS



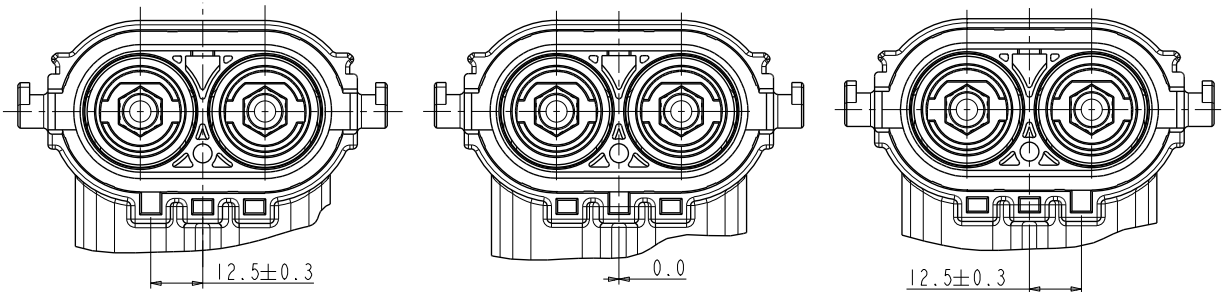
| | Coding A | Coding B | Coding C |
|-----|--------------------|--------------------|--------------------|
| P/N | HVSL P 1000 06 2 A | HVSL P 1000 06 2 B | HVSL P 1000 06 2 C |

ExcelMate Plus (HVSL P 1000)

2 PIN RIGHT ANGLE PLUG



INSERT ORIENTATIONS



| | Coding A | Coding B | Coding C |
|-----|--------------------|--------------------|--------------------|
| P/N | HVSL P 1000 08 2 A | HVSL P 1000 08 2 B | HVSL P 1000 08 2 C |

HOW TO ORDER: PLUG

| | | | | | | |
|--|-----------|----|---|---|---|----|
| | HVSLP1000 | 06 | 2 | A | 0 | 01 |
| Product type: | | | | | | |
| 06: Straight plug 08: Right angle plug | | | | | | |
| Position: | | | | | | |
| 2: 2-position | | | | | | |
| Coding / Alternate position: | | | | | | |
| A: Coding A | | | | | | |
| B: Coding B | | | | | | |
| C: Coding C | | | | | | |
| Interlock: | | | | | | |
| 0: Without interlock 1: With interlock | | | | | | |
| Cable OD: | | | | | | |
| 01: 17.9 ± 0.3mm (70mm ² cable) 02: 15.5 ± 0.3mm (50mm ² wire) | | | | | | |

HOW TO ORDER: RECEPTACLE

| | | | | | | |
|---|-----------|----|---|---|---|----|
| | HVSLP1000 | 02 | 2 | A | D | H6 |
| Product type: | | | | | | |
| 02: Box mounted receptacle | | | | | | |
| Position: | | | | | | |
| 2: 2 position | | | | | | |
| Coding / Alternate position: | | | | | | |
| A: Coding A | | | | | | |
| B: Coding B | | | | | | |
| C: Coding C | | | | | | |
| Standard part: | | | | | | |
| D: The nut is at the bottom of the terminal | | | | | | |
| Cable size: | | | | | | |
| H6: M6 OT terminal | | | | | | |

Excel|Mate S (HVSL 800)

ExcelMate S (HVSL800)



EXCEL | MATE S

EXCEL | MATE S is a 2 pin and 3 pin connector with a current carrying capacity from 120 to 200A and 25 to 50 mm² crimping cable.

Specially designed for battery, inverters, junction boxes, power distribution boxes and others HEV devices' equipment.

KEY FEATURES

Integrated internal HVIL

Current rating up to 200A@ ambient temperature 70°C

No tool required to unmate

Sealing, IP67 , IP6K9K

Touch-proof, IP2XB

Multiple coding positions

CPA available

MECHANICAL

| | |
|--------------------------------|--|
| Durability | ≥ 50 mating cycles |
| Wire range | 25 to 50 mm ² shielded wire |
| Insertion and extraction force | < 100N |
| Connection type | Copper bar |
| HVIL | Integrated |
| CPA | CPA |

ELECTRICAL

| | |
|------------------------------|-------------------------------------|
| Rated voltage | 1000V DC |
| Rated current | Max 180A @ ambient temperature 70°C |
| Insulator resistance | > 100MΩ |
| Dielectric withstand voltage | 3000V AC |
| Shielding | 360° from wire to device |

ENVIRONMENTAL

| | |
|-------------------|----------------------|
| Sealing | IP67, IP6K9K (mated) |
| Touch-proof | IP2XB |
| Temperature range | -40°C to 125°C |

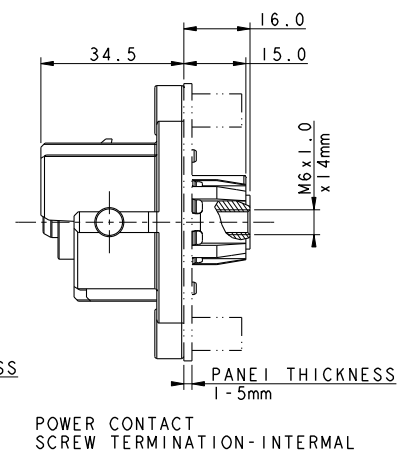
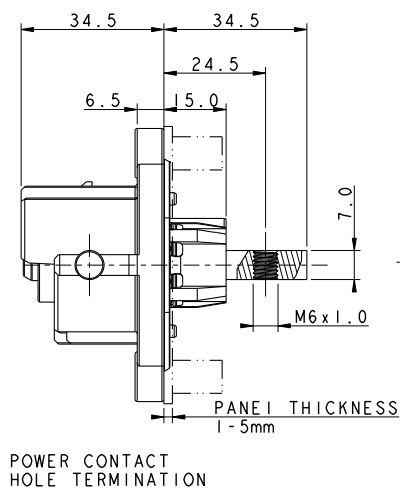
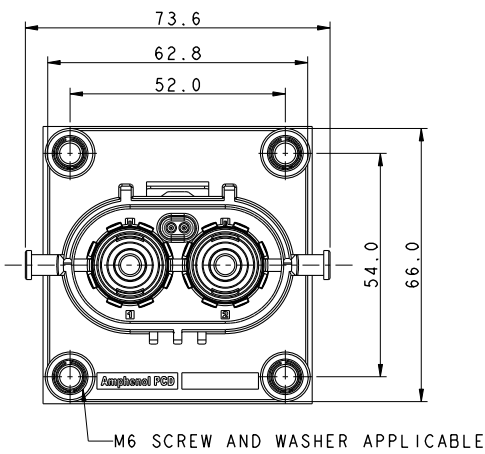
STANDARDS

| |
|----------|
| USCAR-2 |
| USCAR-37 |
| LV-215 |
| RoHS |

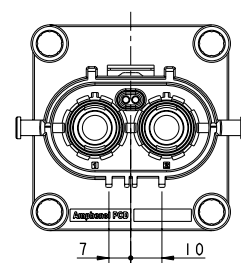
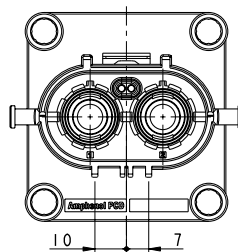
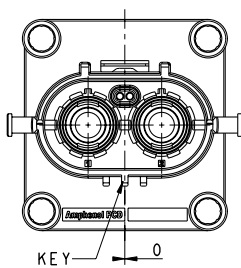
MATERIAL

| | |
|----------|----------------------------------|
| Contacts | Copper alloy with silver plating |
| Housing | PA66 + GF |
| Seal | SR |

2 PIN RECEPTACLE



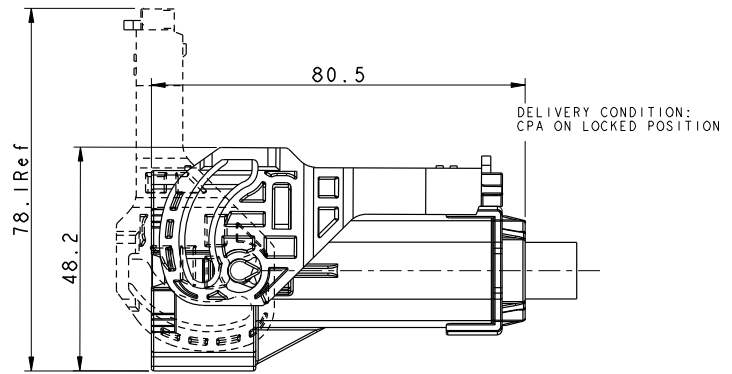
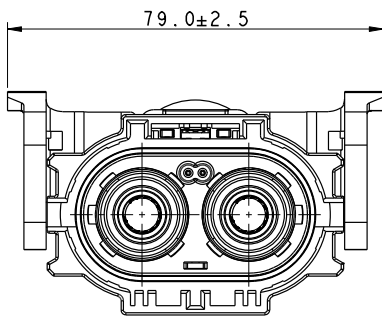
INSERT ORIENTATIONS



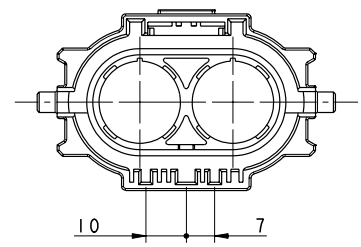
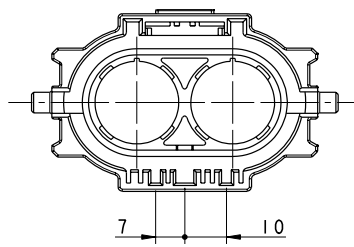
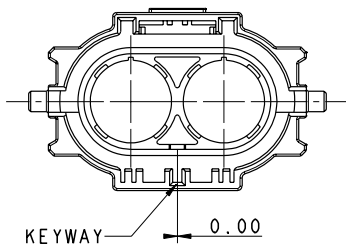
| | Coding A | Coding B | Coding C |
|-----|----------------|----------------|----------------|
| P/N | HVSL800 02 2 A | HVSL800 02 2 B | HVSL800 02 2 C |

Excel|Mate S (HVSL 800)

2 PIN STRAIGHT PLUG

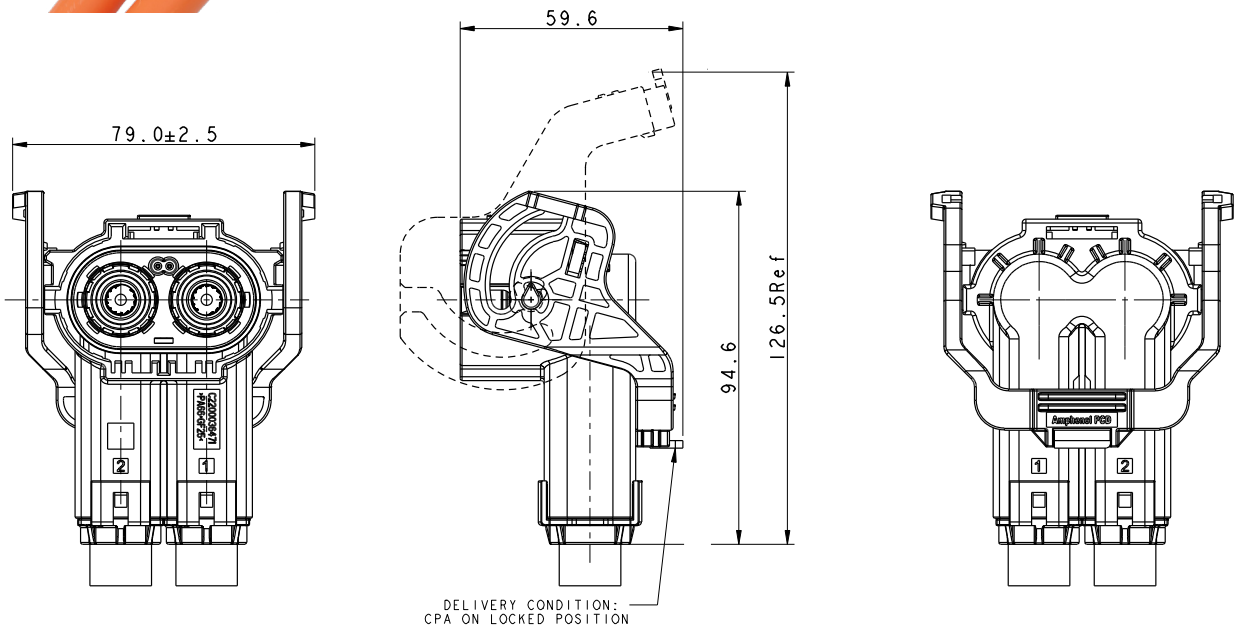


INSERT ORIENTATIONS

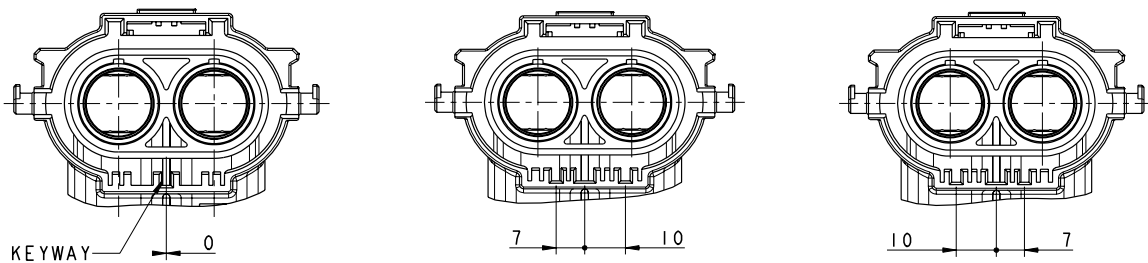


| | Coding A | Coding B | Coding C |
|-----|----------------|----------------|----------------|
| P/N | HVSL800 06 2 A | HVSL800 06 2 B | HVSL800 06 2 C |

2 PIN RIGHT ANGLE PLUG



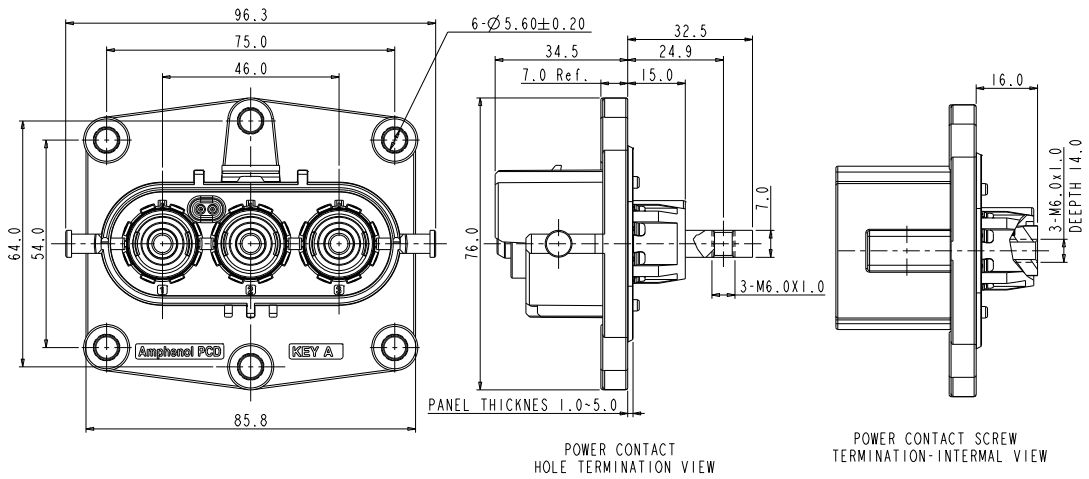

INSERT ORIENTATIONS



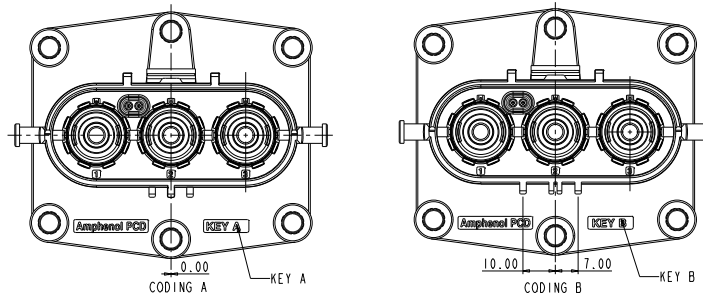
| | Coding A | Coding B | Coding C |
|-----|----------------|----------------|----------------|
| P/N | HVSL800 08 2 A | HVSL800 08 2 B | HVSL800 08 2 C |

Excel|Mate S (HVSL 800)

3 PIN RECEPTACLE

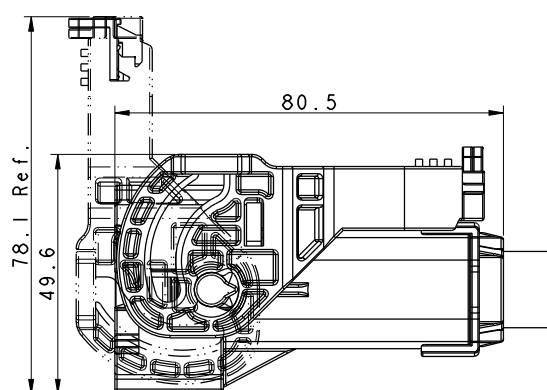
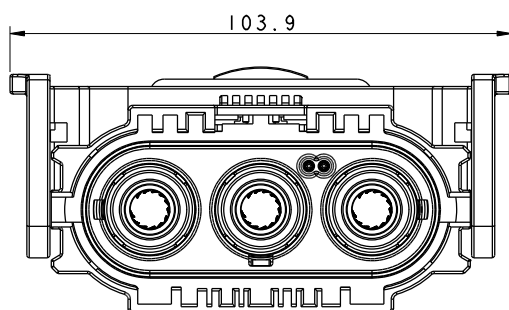


INSERT ORIENTATIONS

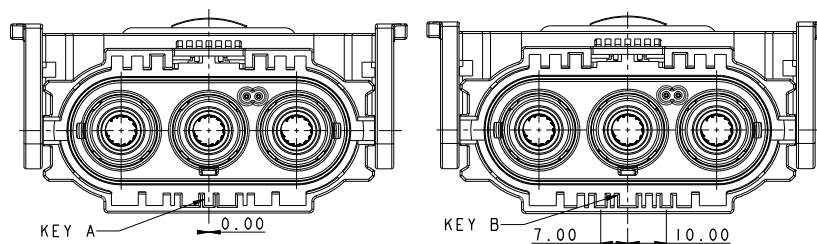


| | Coding A | Coding B |
|-----|----------------|----------------|
| P/N | HVSL800 02 3 A | HVSL800 02 3 B |

3 PIN STRAIGHT PLUG



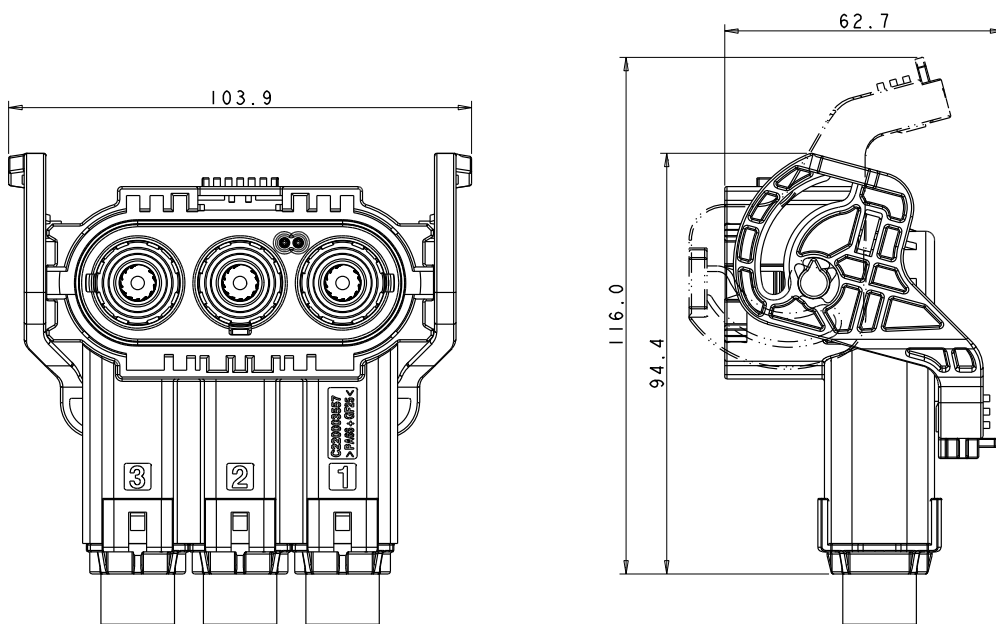
INSERT ORIENTATIONS



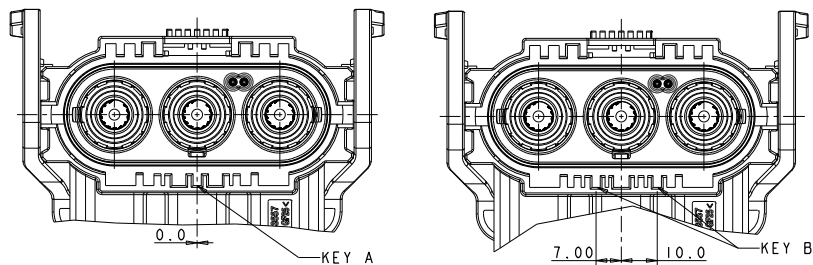
| | Coding A | Coding B |
|-----|----------------|----------------|
| P/N | HVSL800 06 3 A | HVSL800 06 3 B |

Excel|Mate S (HVSL 800)

3 PIN RIGHT ANGLE PLUG

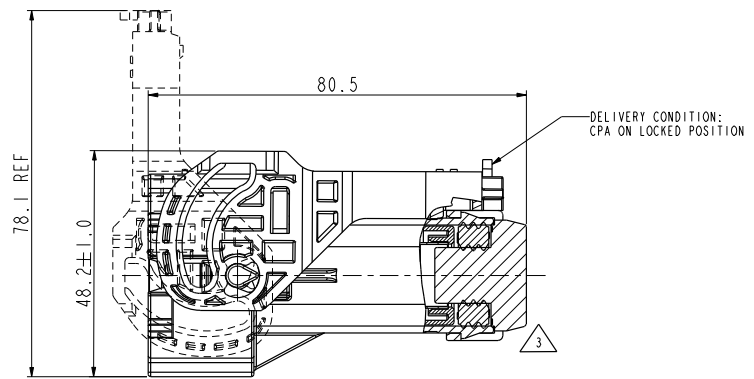
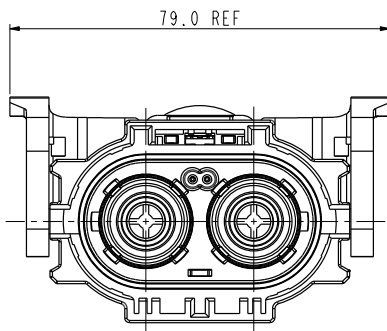


INSERT ORIENTATIONS



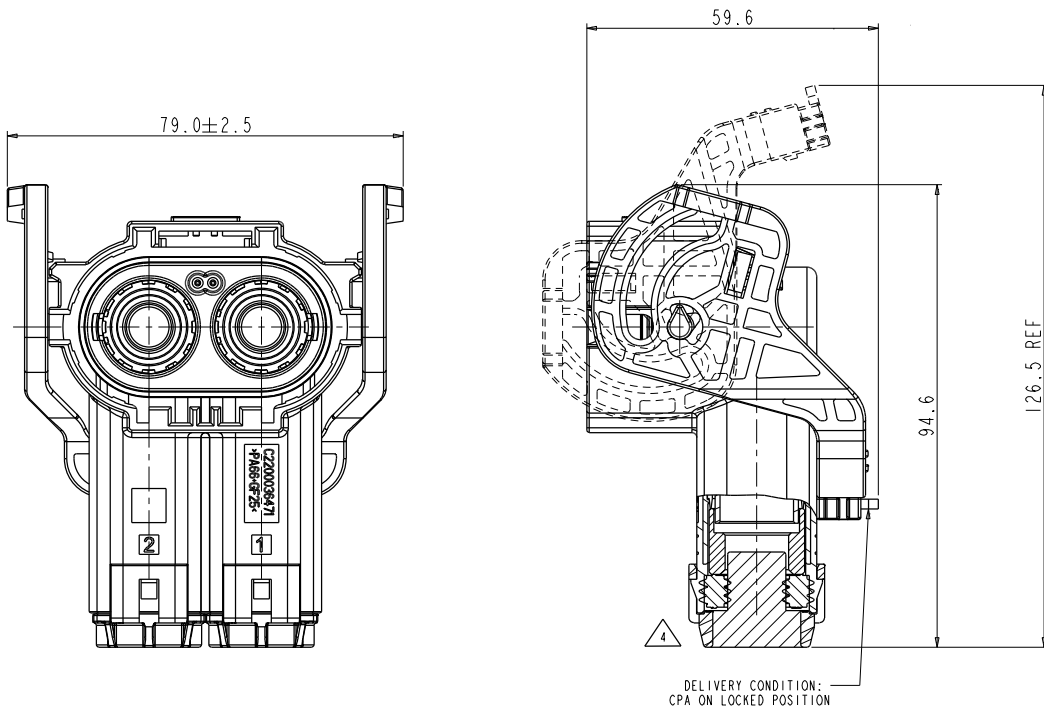
| | Coding A | Coding B |
|-----|----------------|----------------|
| P/N | HVSL800 08 3 A | HVSL800 08 3 B |

DUMMY STRAIGHT PLUG



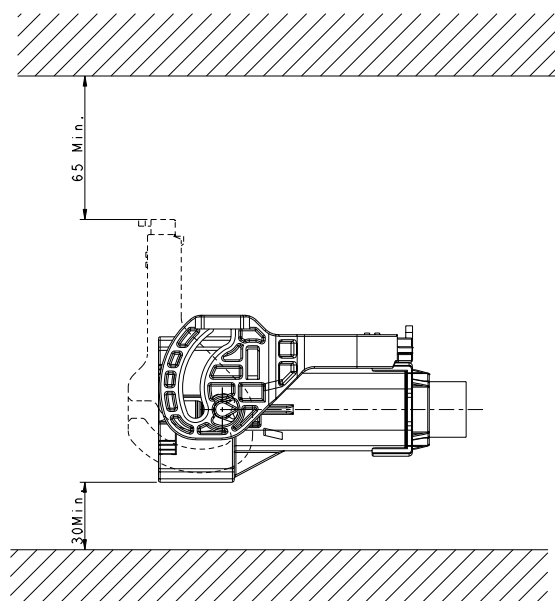
| | | | | | | |
|-------------------------------------|---|----|---|---|---|----|
| | HVSL800 | 06 | 2 | A | 0 | S1 |
| Product type: | 06: Straight plug | | | | | |
| Position: | 2: 2 position | | | | | |
| Coding / Alternate position: | A: Coding A B: Coding B C: Coding C | | | | | |
| Interlock: | 0: Without interlock 1: With interlock | | | | | |
| Dummy plug: | S1 | | | | | |

DUMMY RIGHT ANGLE PLUG



| | | | | | | |
|-------------------------------------|---|----|---|---|---|----|
| | HVSL800 | 08 | 2 | A | 0 | S1 |
| Product type: | 08: Right angle plug | | | | | |
| Position: | 2: 2 position | | | | | |
| Coding / Alternate position: | A: Coding A B: Coding B C: Coding C | | | | | |
| Interlock: | 0: Without interlock 1: With interlock | | | | | |
| Dummy plug: | S1 | | | | | |

INSTALLATION CLEARANCE



EXTRACTION TOOL FOR RECEPTACLE HVIL

HVIL-contact Extraction tool: HVTOOL11R



HOW TO ORDER: PLUG

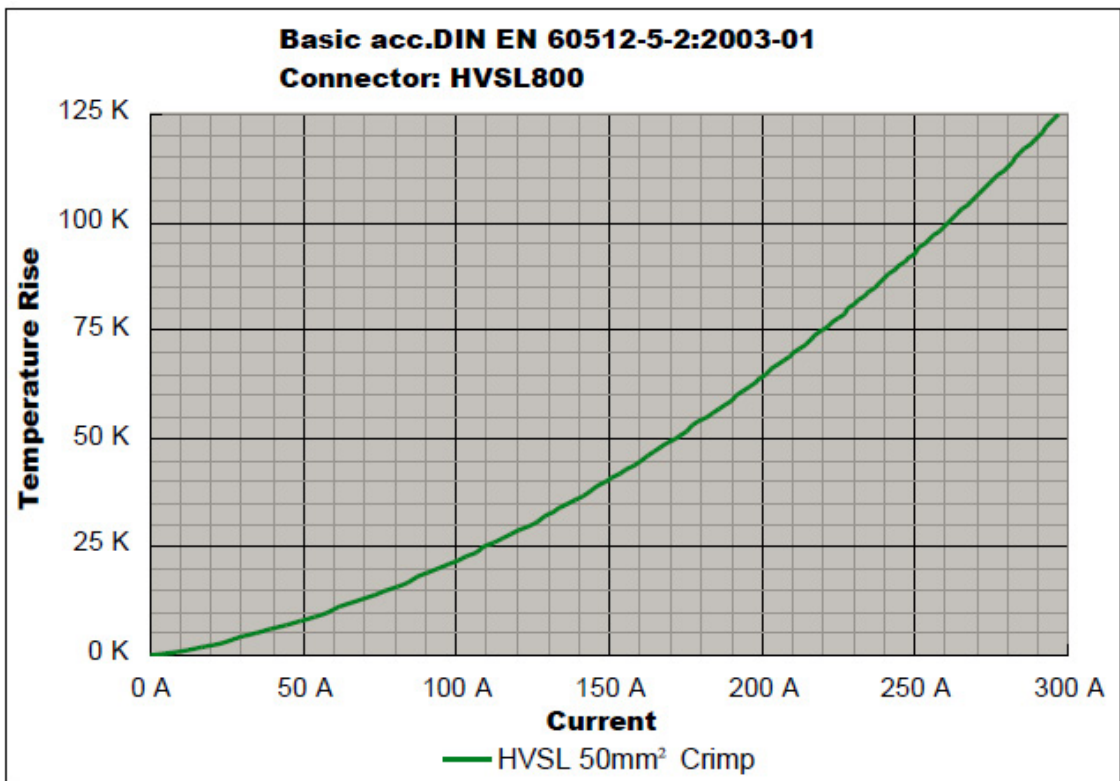
| | | | | | | |
|-------------------------------------|---|----|---|---|---|----|
| | HVSL800 | 06 | 2 | A | 0 | 50 |
| Product type: | 06: Straight plug 08: Right angle plug | | | | | |
| Position: | 2: 2 position 3: 3 position | | | | | |
| Coding / Alternate position: | A: Coding A B: Coding B C: Coding C (Only for 2 position) | | | | | |
| Interlock: | 0: Without interlock 1: With interlock | | | | | |
| Cable size: | 25: 25mm ² cable 35: 35mm ² cable 50: 50mm ² cable | | | | | |

HOW TO ORDER: RECEPTACLE

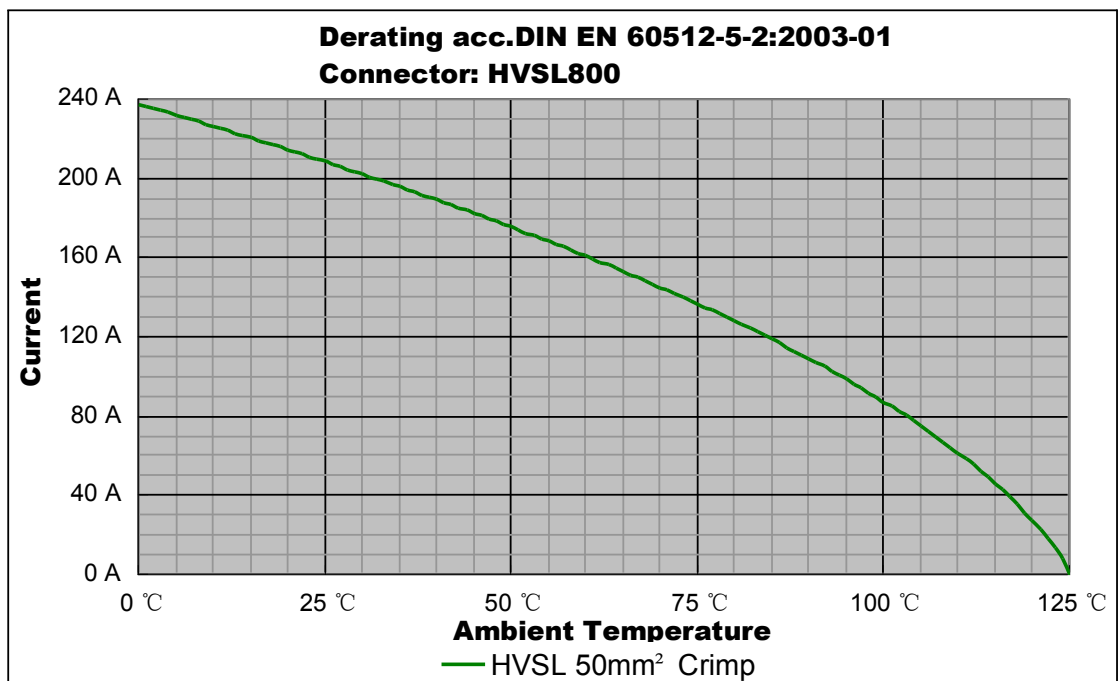
| | | | | | | |
|-------------------------------------|---|----|---|---|---|----|
| | HVSL800 | 02 | 2 | A | 0 | H6 |
| Product type: | 02: Box mounted receptacle | | | | | |
| Position: | 2: 2 position 3: 3 position | | | | | |
| Coding / Alternate position: | A: Coding A B: Coding B C: Coding C (Only for 2 positions) | | | | | |
| Interlock: | 0: Without interlock 1: With interlock | | | | | |
| Cable size: | H6: Copper bar, OT terminal D6: Screw (Internal), OT terminal | | | | | |

CHARTS (HVSL 800)

HVSL 800 | Temperature Rise



HVSL 800 | Derating Curve



Remark: tests carried out on the complete connector.

ExcelMate S (P 800)



EXCEL | MATE S

EXCEL | MATE S (P 800) is a 2 pin connector with a current carrying capacity from 120 to 200A and 25 to 50 mm² crimping cable.

Specially designed for battery, inverters, junction boxes, power distribution boxes and others HEV devices' equipment.

KEY FEATURES

Integrated internal HVIL

Current rating up to 200A@ ambient temperature 70°C


No tool required to unmate

Sealing, IP67 , IP6K9K

Touch-proof, IP2XB

Multiple coding positions

CPA available



Improved production efficiency. Automated tape and reel packaging.

MECHANICAL

| | |
|--------------------------------|--|
| Durability | ≥ 50 mating cycles |
| Wire range | 16 to 50 mm ² shielded wire |
| Insertion and extraction force | < 100N |
| Connection type | Copper bar |
| HVIL | Integrated |
| CPA | CPA |

ELECTRICAL

| | |
|------------------------------|-------------------------------------|
| Rated voltage | 1000V DC |
| Rated current | Max 200A @ ambient temperature 70°C |
| Insulator resistance | > 100MΩ |
| Dielectric withstand voltage | 3000V AC |
| Shielding | 360° from wire to device |

ENVIRONMENTAL

| | |
|-------------------|----------------------|
| Sealing | IP67, IP6K9K (mated) |
| Touch-proof | IP2XB |
| Temperature range | -40°C to 125°C |

STANDARDS

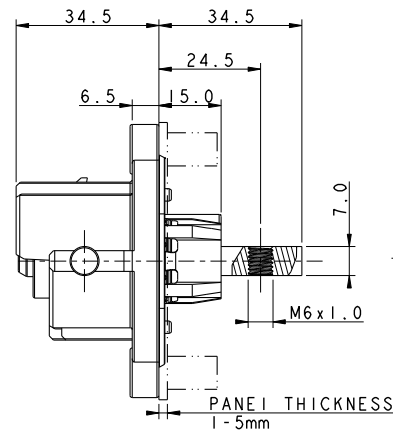
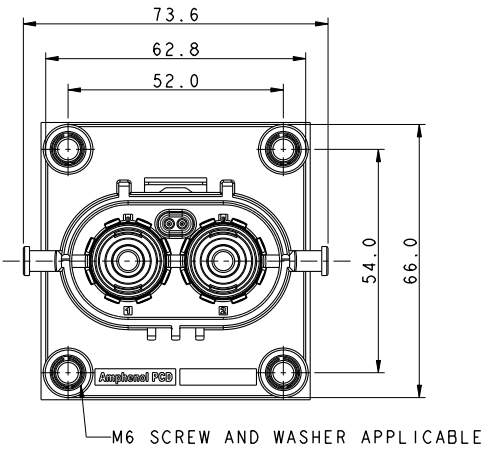

| |
|----------|
| USCAR-2 |
| USCAR-37 |
| LV-215 |
| RoHS |

MATERIAL

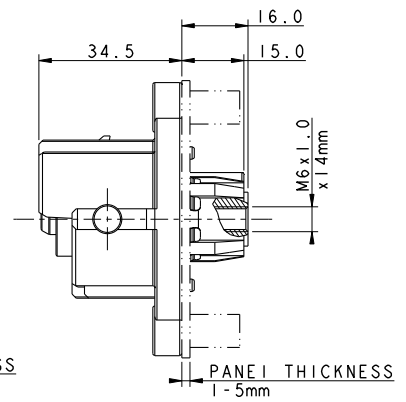
| | |
|----------|----------------------------------|
| Contacts | Copper alloy with silver plating |
| Housing | PA66 + GF |
| Seal | SR |

Excel|Mate S (HVSL P 800)

2 PIN RECEPTACLE

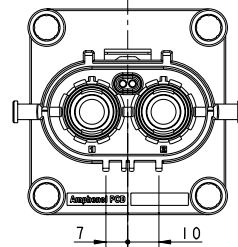
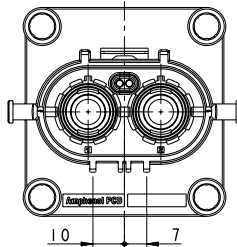
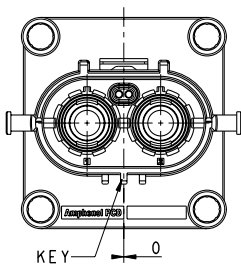


POWER CONTACT
HOLE TERMINATION



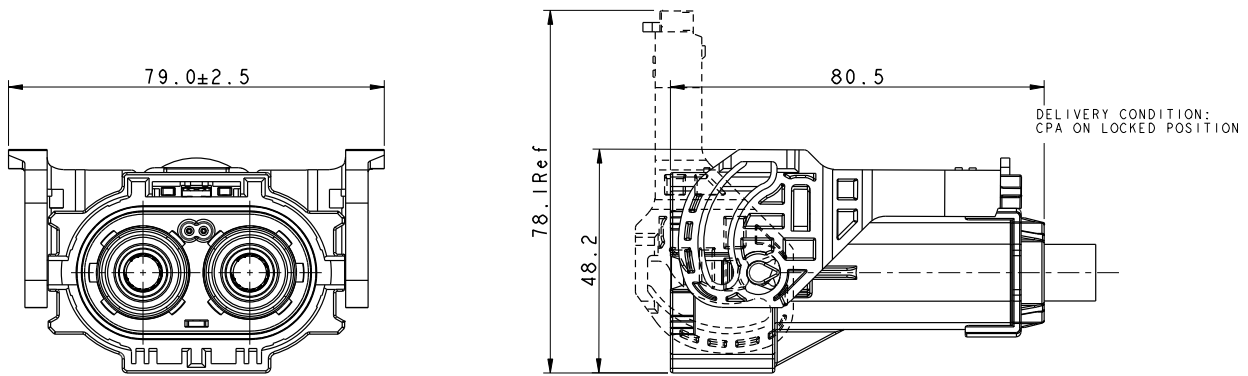
POWER CONTACT
SCREW TERMINATION-INTERNAL

INSERT ORIENTATIONS

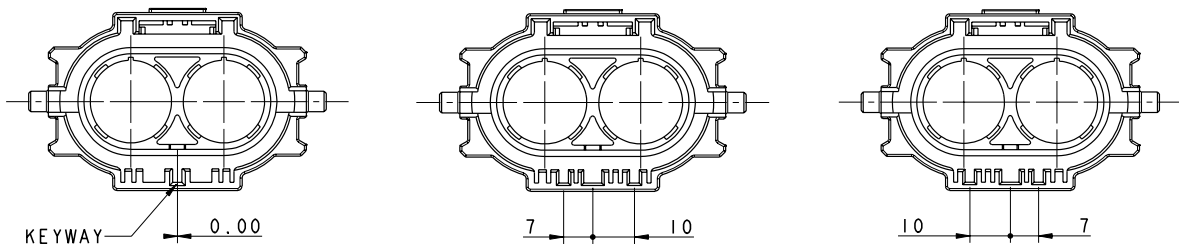


| | Coding A | Coding B | Coding C |
|-----|----------------|----------------|----------------|
| P/N | HVSL800 02 2 A | HVSL800 02 2 B | HVSL800 02 2 C |

2 PIN STRAIGHT PLUG



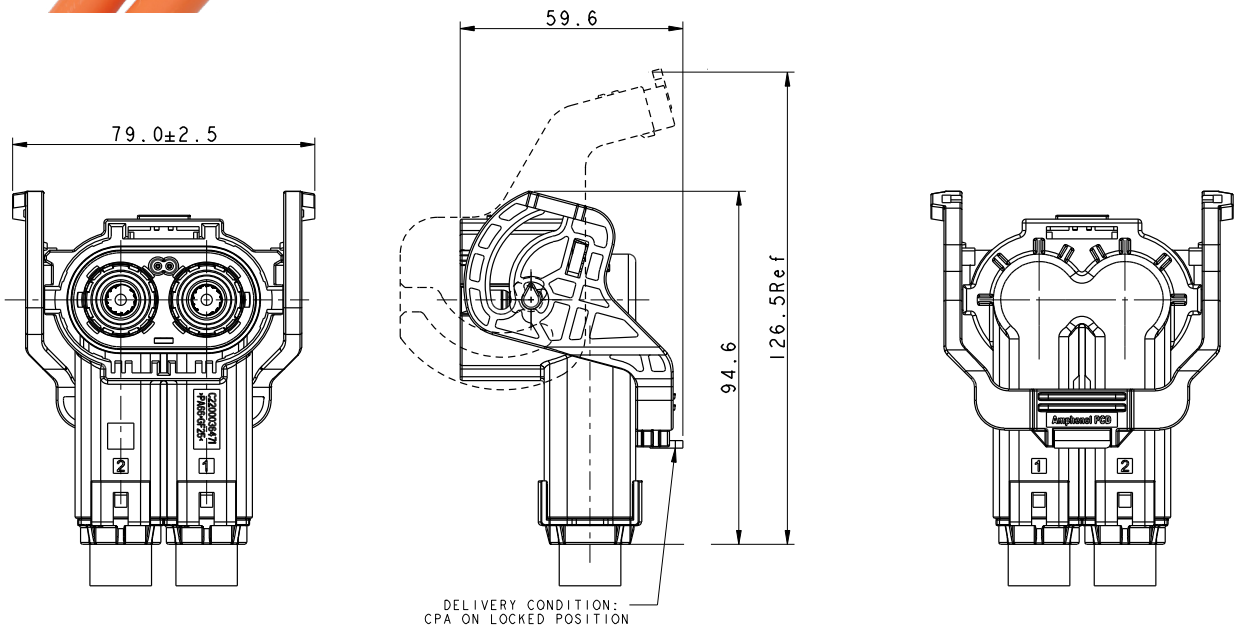
INSERT ORIENTATIONS



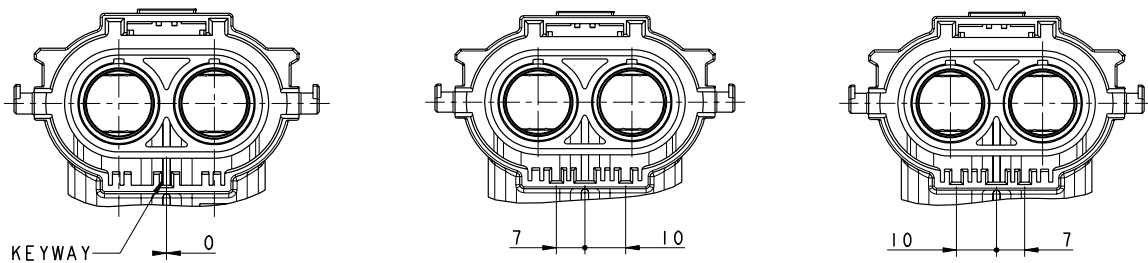
| | Coding A | Coding B | Coding C |
|-----|-----------------|-----------------|-----------------|
| P/N | HVSLP800 06 2 A | HVSLP800 06 2 B | HVSLP800 06 2 C |

Excel|Mate S (HVSL P 800)

2 PIN RIGHT ANGLE PLUG

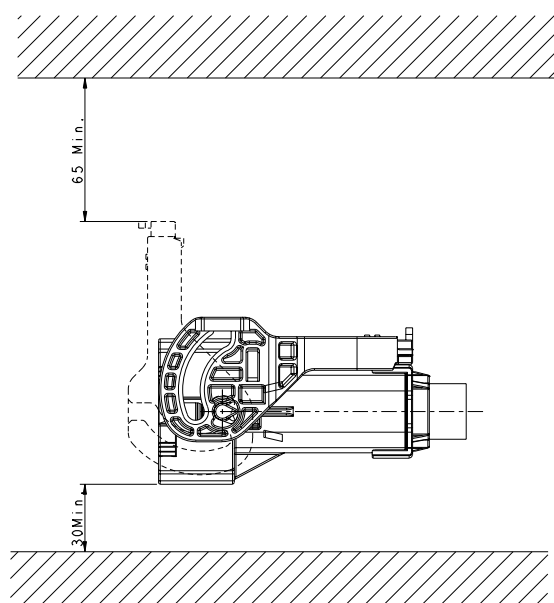


INSERT ORIENTATIONS



| | Coding A | Coding B | Coding C |
|-----|-----------------|-----------------|-----------------|
| P/N | HVSLP800 08 2 A | HVSLP800 08 2 B | HVSLP800 08 2 C |

INSTALLATION CLEARANCE



EXTRACTION TOOL FOR RECEPTACLE HVIL

HVIL-contact Extraction tool: HVTOOL11R



HOW TO ORDER: PLUG

| | | | | | | |
|-------------------------------------|--|----|---|---|---|----|
| | HVSLP800 | 06 | 2 | A | 0 | 01 |
| Product type: | 06: Straight plug 08: Right angle plug | | | | | |
| Position: | 2: 2 position | | | | | |
| Coding / Alternate position: | A: Coding A B: Coding B C: Coding C | | | | | |
| Interlock: | 0: Without interlock 1: With interlock | | | | | |
| Cable size: | 01: 16.5 ± 0.3mm (50mm ² cable) 02: 14.2 ± 0.3mm (35mm ² cable) 03: 11.9 ± 0.3mm (25mm ² cable) 04: 13.5 ± 0.3mm (25mm ² cable) 05: 15.5 ± 0.3mm (50mm ² cable) | | | | | |

HOW TO ORDER: RECEPTACLE

| | | | | | | |
|-------------------------------------|---|----|---|---|---|----|
| | HVSL800 | 02 | 2 | A | 0 | H6 |
| Product type: | 02: Box mounted receptacle | | | | | |
| Position: | 2: 2 position | | | | | |
| Coding / Alternate position: | A: Coding A B: Coding B C: Coding C | | | | | |
| Interlock: | 0: Without interlock 1: With interlock | | | | | |
| Cable size: | H6: Copper bar, OT terminal D6: Screw (Internal), OT terminal | | | | | |

Excel|Mate PT (HVPC 800)

HVPC 800

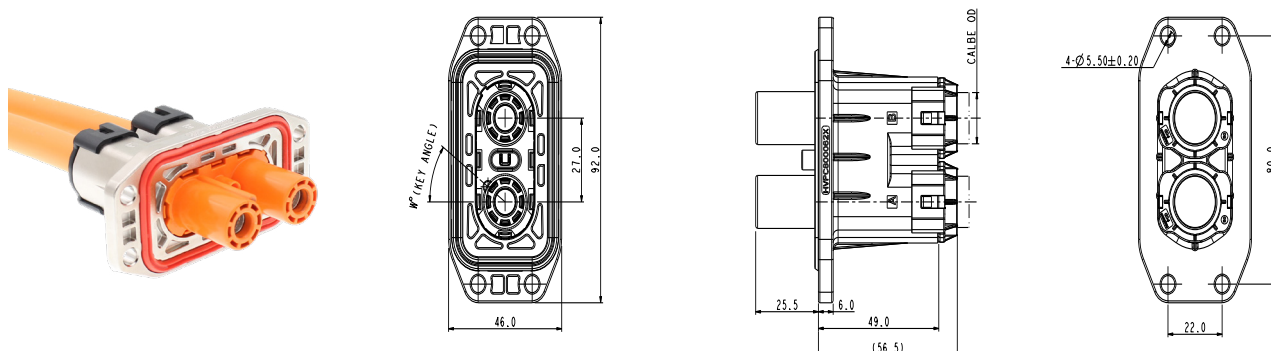


KEY FEATURES

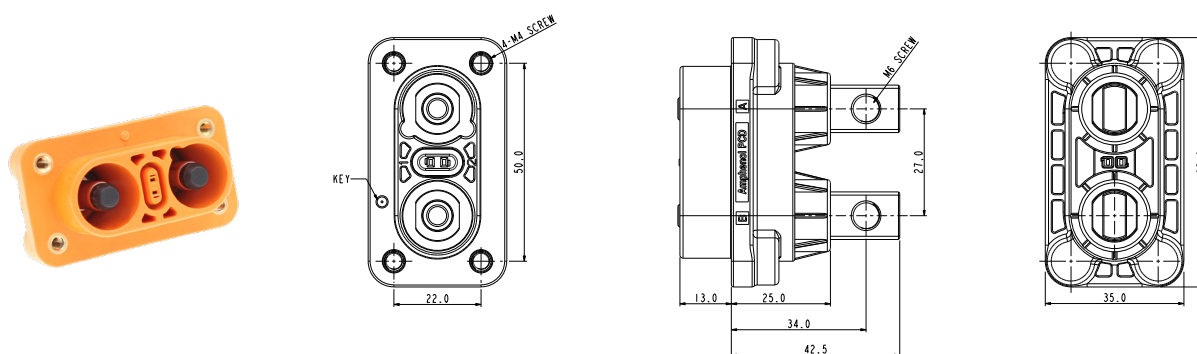
- Easy to install, reliable connection
- Sealing, IP67, IP6K9K (mated)
- Multiple coding positions
- 360° shielded from wire to device
- Economical

| MECHANICAL | |
|--------------------------------|--|
| Durability | ≥ 50 mating cycles |
| Wire range | 35 to 50 mm ² shielded wire |
| Insertion and extraction force | < 100N |
| Connection type | Crimp |
| HVIL | Integrated |
| ELECTRICAL | |
| Rated voltage | 1000V DC |
| Rated current | Max 180A @ ambient temperature 70°C |
| Insulator resistance | > 100MΩ |
| Dielectric withstand voltage | 3000V AC |
| Shielding | 360° from wire to device |
| ENVIRONMENTAL | |
| Sealing | IP67, IP6K9K (mated) |
| Temperature range | -40°C to 125°C |
| Salt spray | 96 hours |
| STANDARDS | |
| USCAR-2 | |
| USCAR-37 | |
| LV-215 | |
| RoHS | |
| MATERIAL | |
| Housing | Metal |

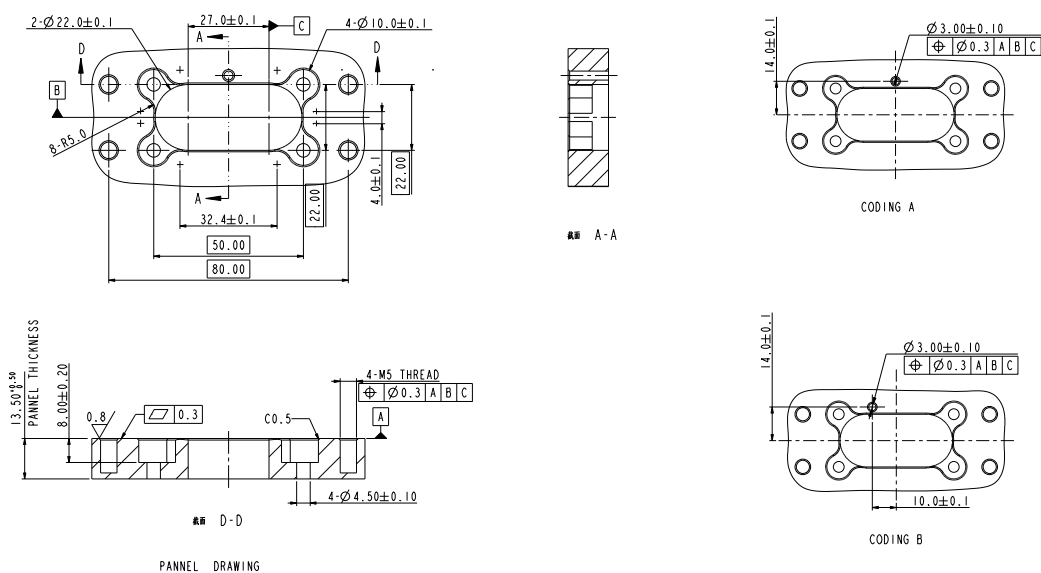
HVPC 800 PLUG



HVPC 800 RECEPTACLE



PANEL MOUNTING DIMENSION



HOW TO ORDER (HVPC 800)


HOW TO ORDER: PLUG

| | | | | | | |
|--|----------|----|---|---|---|----|
| | HVPC 800 | 06 | 2 | A | 1 | 35 |
| Product type: | | | | | | |
| 06: Plug | | | | | | |
| Position: | | | | | | |
| 2: 2 positions | | | | | | |
| Coding: | | | | | | |
| A: Coding A | | | | | | |
| B: Coding B | | | | | | |
| HVIL: | | | | | | |
| 0: Without HVIL | | | | | | |
| 1: With HVIL | | | | | | |
| Wire type: | | | | | | |
| 35: 35mm ² shielded wire | | | | | | |
| 50: 50mm ² shielded wire | | | | | | |

HOW TO ORDER: RECEPTACLE

| | | | | | | |
|---------------------------|----------|----|---|---|---|----|
| | HVPC 800 | 02 | 2 | A | 1 | H6 |
| Product type: | | | | | | |
| 02: Receptacle | | | | | | |
| Position: | | | | | | |
| 2: 2 positions | | | | | | |
| Coding: | | | | | | |
| A: Coding A | | | | | | |
| B: Coding B | | | | | | |
| HVIL: | | | | | | |
| 0: Without HVIL | | | | | | |
| 1: With HVIL | | | | | | |
| Wire type: | | | | | | |
| H6: M6 OT terminal | | | | | | |

HVSLF



KEY FEATURES

Easy to install, reliable connection

Sealing, IP67, IP6K9K (mated)

Multiple coding positions

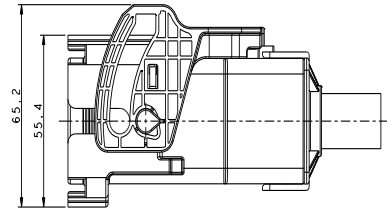
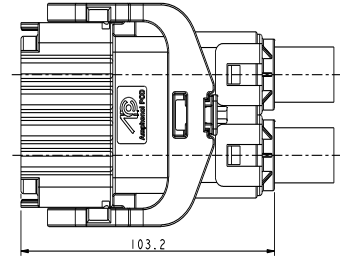
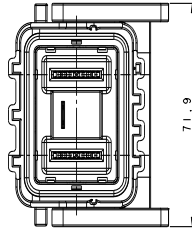
360° shielded from wire to device

Economical

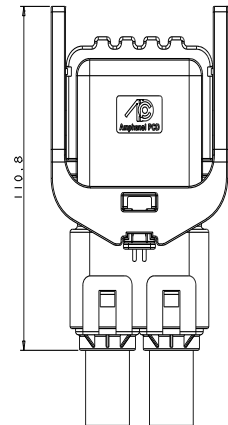
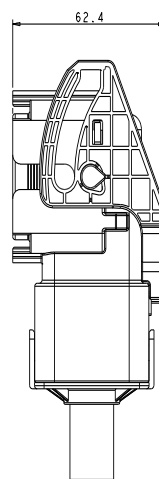
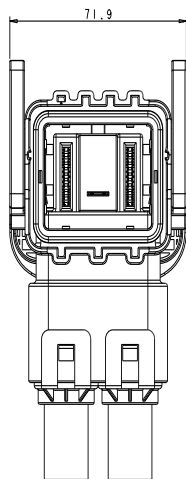
| MECHANICAL | |
|--------------------------------|--|
| Durability | 50 mating cycles |
| Wire range | 35 to 70 mm ² shielded wire |
| Insertion and extraction force | < 100N |
| Connection type | Crimp |
| HVIL | Integrated |
| ELECTRICAL | |
| Rated voltage | 1000V DC |
| Rated current | Max 270A @ ambient temperature 70°C |
| Insulator resistance | > 100MΩ |
| Dielectric withstand voltage | 3000V AC |
| Shielding | 360° from wire to device |
| ENVIRONMENTAL | |
| Sealing | IP67, IP6K9K (mated) |
| Temperature range | -40°C to 125°C |
| Salt spray | 96 hours |
| STANDARDS | |
| USCAR-2 | |
| USCAR-37 | |
| LV-215 | |
| RoHS | |
| MATERIAL | |
| Housing | Thermoplastics |
| Contacts | Copper alloy, silver plating |
| Cables | Ultrasonic welding with copper wiring (aluminium optional) |

Excel|Mate S (HVSLF)

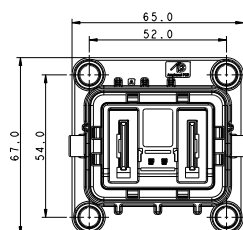
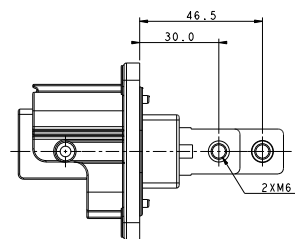
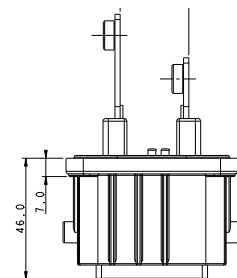

HVSLF STRAIGHT PLUG



HVSLF RIGHT-ANGLE PLUG



HVSLF RECEPTACLE



HOW TO ORDER: PLUGS

| | | | | | | |
|-------------------------------------|----------|----|---|---|---|----|
| | HVSLF 18 | 06 | 2 | A | 1 | 35 |
| Product type: | | | | | | |
| 06: Straight Plug | | | | | | |
| Position: | | | | | | |
| 2: 2 positions | | | | | | |
| Coding: | | | | | | |
| A: Coding A C: Coding C | | | | | | |
| B: Coding B D: Coding D | | | | | | |
| HVIL: | | | | | | |
| 0: Without HVIL | | | | | | |
| 1: With HVIL | | | | | | |
| Wire type: | | | | | | |
| 35: 35mm ² shielded wire | | | | | | |
| 50: 50mm ² shielded wire | | | | | | |
| 70: 70mm ² shielded wire | | | | | | |

| | | | | | | |
|-------------------------------------|----------|----|---|---|---|----|
| | HVSLF 18 | 08 | 2 | A | 1 | 35 |
| Product type: | | | | | | |
| 08: Right-Angle Plug | | | | | | |
| Position: | | | | | | |
| 2: 2 positions | | | | | | |
| Coding: | | | | | | |
| A: Coding A C: Coding C | | | | | | |
| B: Coding B D: Coding D | | | | | | |
| HVIL: | | | | | | |
| 0: Without HVIL | | | | | | |
| 1: With HVIL | | | | | | |
| Wire type: | | | | | | |
| 35: 35mm ² shielded wire | | | | | | |
| 50: 50mm ² shielded wire | | | | | | |
| 70: 70mm ² shielded wire | | | | | | |

HOW TO ORDER: RECEPTACLE

| | | | | | | |
|------------------------------|----------|----|---|---|---|--|
| | HVSLF 18 | 02 | 2 | A | 1 | |
| Product type: | | | | | | |
| 02: Receptacle | | | | | | |
| Position: | | | | | | |
| 2: 2 positions | | | | | | |
| Coding: | | | | | | |
| A: Coding A C: Coding C | | | | | | |
| B: Coding B D: Coding D | | | | | | |
| HVIL: | | | | | | |
| 0: Without HVIL | | | | | | |
| 1: With HVIL | | | | | | |

Excel|Mate Eco (HVSL 600)

Excel|Mate Eco (HVSL600)



HVSL600

HVSL600 is a single pin connector with a current carrying capacity of 120A and 25mm² crimping cable. It can be utilized with multi-core or individually shielded wire. An integrated internal HVIL with multiple routing options allows package size optimization and flexibility.

KEY FEATURES

Integrated internal HVIL

Current rating up to 120A@ ambient temperature 70°C

Two-stage, tool or thumb activated latching

No tool required to unmate

Sealing, IP67, IP6K9K (mated)

Touch-proof, IP2XB

Multiple coding positions

CPA available

MECHANICAL

| | |
|--------------------------------|---------------------------------|
| Durability | ≥ 50 mating cycles |
| Wire range | 25mm ² shielded wire |
| Insertion and extraction force | < 100N |
| Connection type | Crimping or bus-bar |
| Latching style | Two stage, finger actuated |
| HVIL | Integrated |
| CPA | Available |

ELECTRICAL

| | |
|------------------------------|---------------------------------|
| Rated voltage | 1000V DC |
| Rated current | 120A @ ambient temperature 70°C |
| Insulator resistance | > 100MΩ |
| Dielectric withstand voltage | 3000V AC |
| Shielding | 360° from wire to device |

ENVIRONMENTAL

| | |
|-------------------|----------------------|
| Sealing | IP67, IP6K9K (mated) |
| Touch-proof | IP2XB |
| Temperature range | -40°C to 125°C |

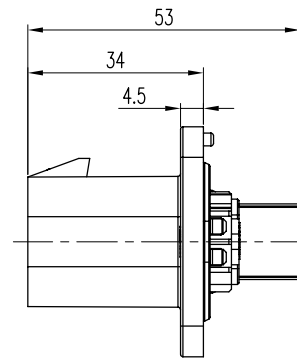
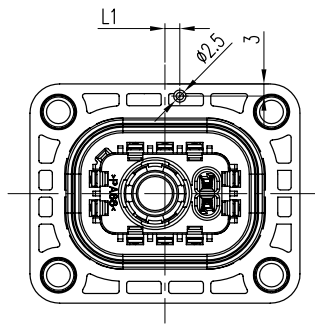
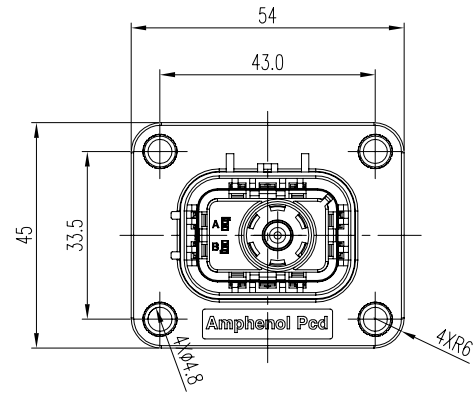
STANDARDS

| |
|----------|
| USCAR-2 |
| USCAR-37 |
| LV-215 |
| RoHS |

MATERIAL

| | |
|-----------|---|
| Terminals | Copper/copper alloy with silver plating |
| Housing | PA66 + GF |

RECEPTACLE



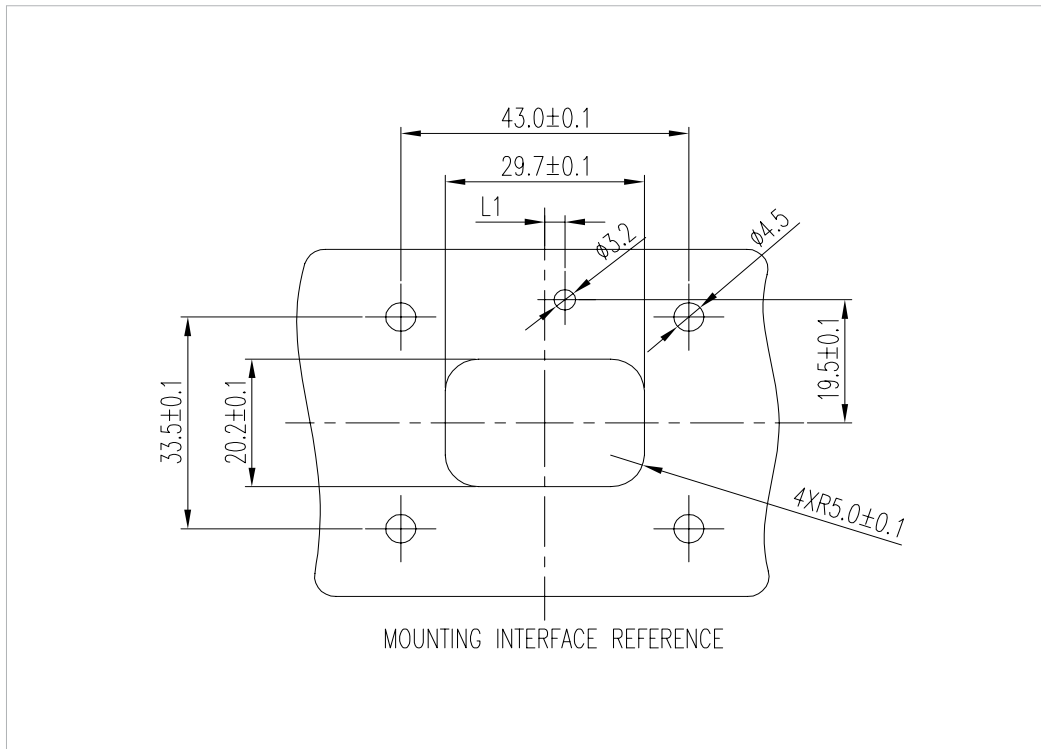
CONTACTS

All connectors do not include contacts. Please order them separately (ref: P/N below)

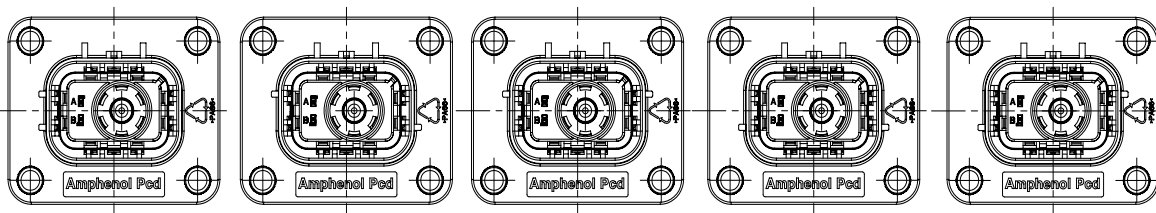
| Pin contact: crimping | Pin contact: end with bus-bar | Pin signal contact (HVIL) |
|-----------------------------------|-------------------------------|------------------------------------|
| P/N: C420003621 | P/N: C420003625 | P/N: C310003613S |
| | | |
| 25mm ² unshielded wire | OT terminal | 0.5mm ² unshielded wire |

PANEL MOUNTING DIMENSIONS

| CODING | A | B | C | D | E |
|------------------|---|----|----|---|---|
| L1 (Panel mount) | 0 | -3 | -6 | 3 | 6 |

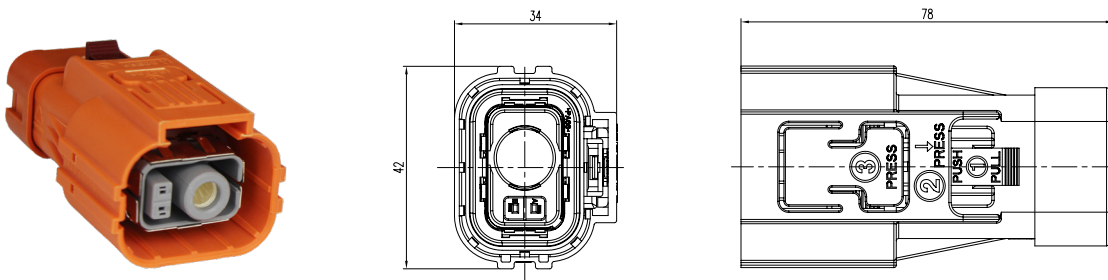


INSERT ORIENTATIONS



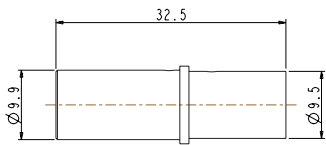
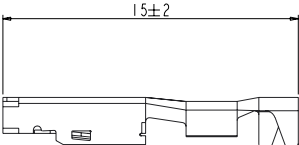
| | Coding A | Coding B | Coding C | Coding D | Coding E |
|-----|--------------|--------------|--------------|--------------|--------------|
| P/N | HVSL600 02 A | HVSL600 02 B | HVSL600 02 C | HVSL600 02 D | HVSL600 02 E |

PLUG

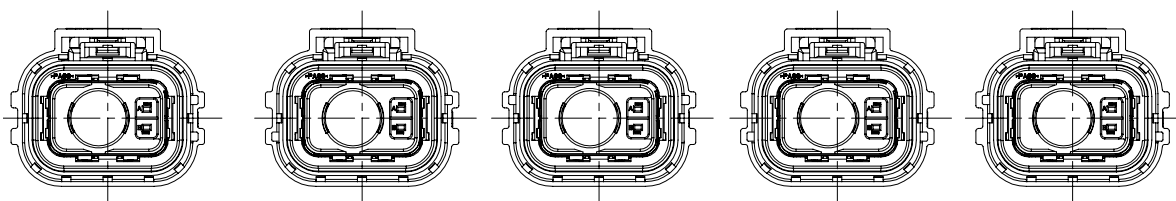


CONTACTS

All connectors do not include contacts. Please order them separately (ref: P/N below)

| Socket contact | Socket signal contact (HVIL) |
|--|---|
| P/N: C420003620 | P/N: C310003614S |
|  |  |
| 25mm ² shielded wire | 0.5mm ² unshielded wire |

INSERT ORIENTATIONS



| | Coding A | Coding B | Coding C | Coding D | Coding E |
|-----|----------------|----------------|----------------|----------------|----------------|
| P/N | HVSL600 06 1 A | HVSL600 06 1 B | HVSL600 06 1 C | HVSL600 06 1 D | HVSL600 06 1 E |

HOW TO ORDER (HVSL 600)

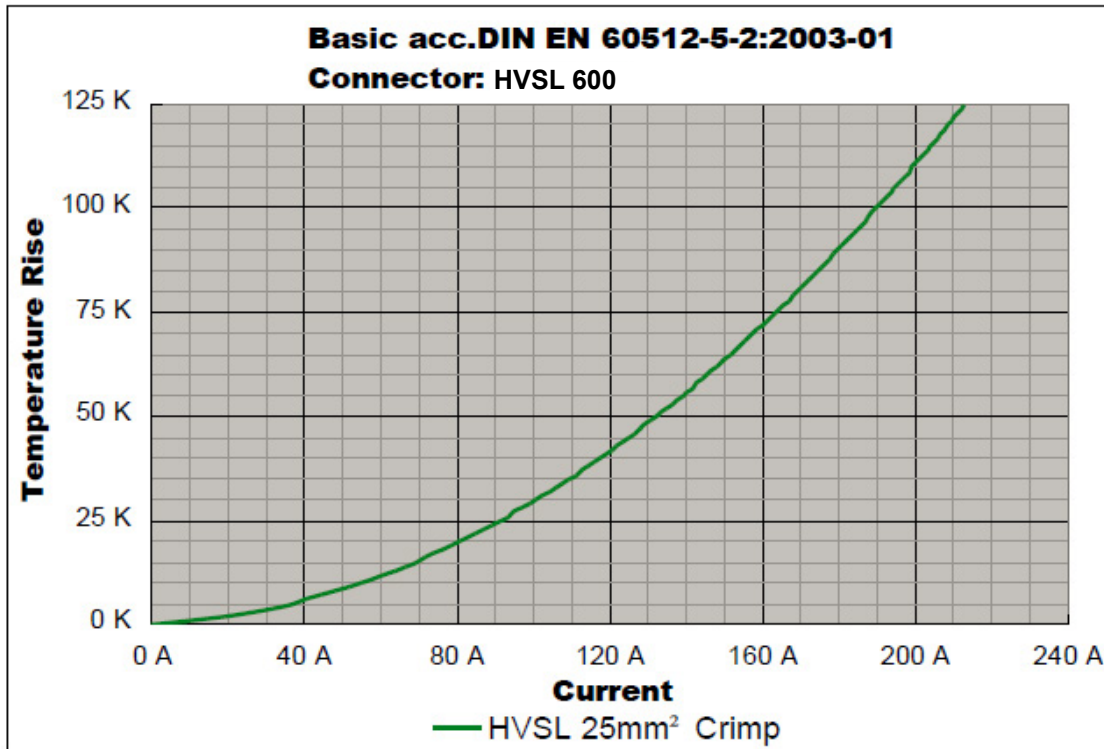
HOW TO ORDER: PLUG

| | HVSL600 | 06 | 1 | A | 0 | 25 | 10 |
|-------------------------------------|--|----|---|---|---|----|----|
| Product type: | 06: Straight plug | | | | | | |
| Position: | 1: 1 position | | | | | | |
| Coding / Alternate position: | A: Coding A B: Coding B C: Coding C D: Coding D E: Coding E | | | | | | |
| HVIL: | 0: Without interlock 1: With interlock | | | | | | |
| Cable size: | 25: 25mm² | | | | | | |
| Cable OD: | 10: 10 ± 0.5mm 11: 11 ± 0.5mm 12: 12 ± 0.5mm 13: 13 +0/-0.5mm | | | | | | |

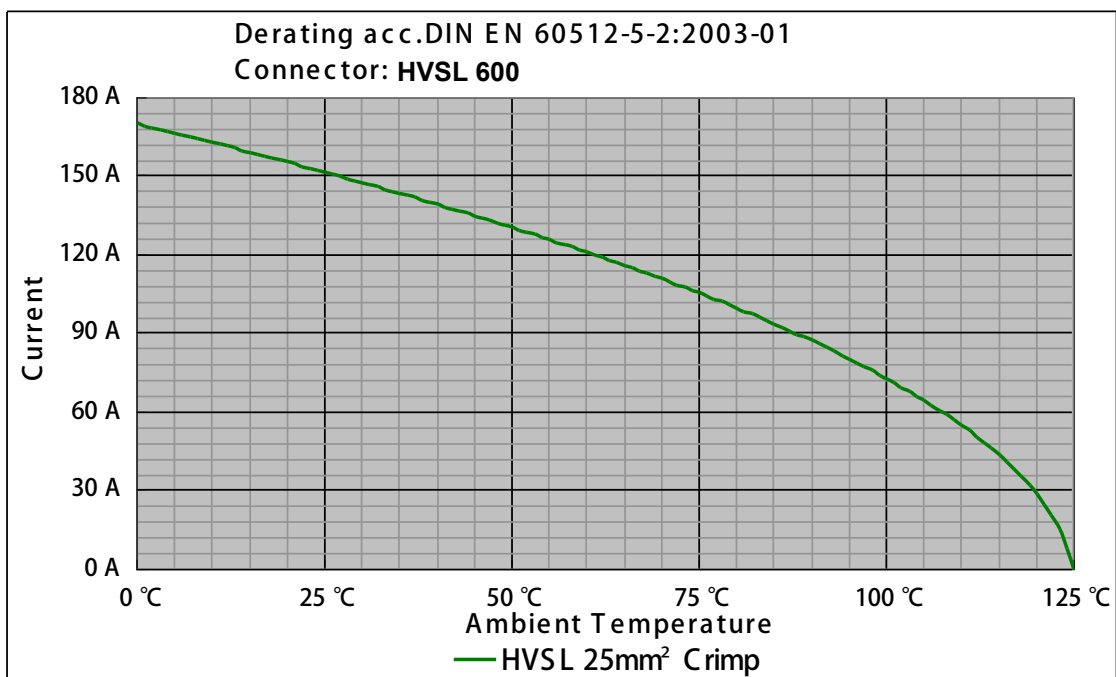
HOW TO ORDER: RECEPTACLE

| | HVSL600 | 02 | 1 | A | 0 | 25 |
|-------------------------------------|--|----|---|---|---|----|
| Product type: | 02: Box mounted receptacle | | | | | |
| Position: | 1: 1 position | | | | | |
| Coding / Alternate position: | A: Coding A B: Coding B C: Coding C D: Coding D E: Coding E | | | | | |
| HVIL: | 0: Without interlock 1: With interlock | | | | | |
| Cable size: | 25: 25mm² H6: OT terminal | | | | | |

HVSL 600 | Temperature Rise



HVSL 600 | Derating Curve



Remark: tests carried out on the complete connector.

Excel|Mate Eco (HVSL 630)

Excel|Mate Eco (HVSL630)



HVSL630

HVSL630 is a 2 position connector with a current carrying capacity from 23 to 40A and 4 to 6mm² crimping cable.

Specially designed for DC-DC, air-conditioner, and others HEV devices' equipment.

KEY FEATURES

Integrated internal HVIL

Current rating up to 40A@ ambient temperature 70°C

Two-stage, tool or thumb activated latching

No tool required to unmate

Sealing, IP67, IP6K9K (mated)

Touch-proof, IP2XB

Multiple coding positions

CPA available

MECHANICAL

| | |
|--------------------------------|---------------------------------------|
| Durability | ≥ 50 mating cycles |
| Wire range | 4 to 6 mm ² shielded cable |
| Insertion and extraction force | < 100N |
| Connection type | Crimping |
| Latching style | Two stage, finger actuated |
| HVIL | Integrated |
| CPA | Available |

ELECTRICAL

| | |
|------------------------------|------------------------------------|
| Rated voltage | 1000V DC |
| Rated current | 40A Max @ ambient temperature 70°C |
| Insulator resistance | > 100MΩ |
| Dielectric withstand voltage | 3000V AC |
| Shielding | 360° from wire to device |

ENVIRONMENTAL

| | |
|-------------------|----------------------|
| Sealing | IP67, IP6K9K (mated) |
| Touch-proof | IP2XB |
| Temperature range | -40°C to 125°C |

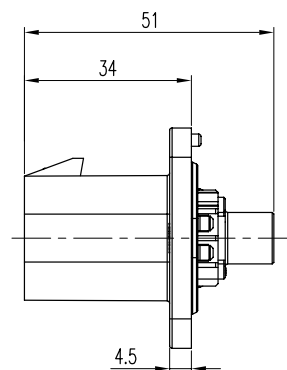
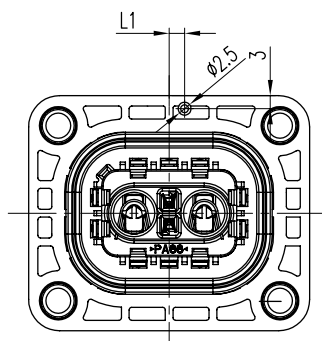
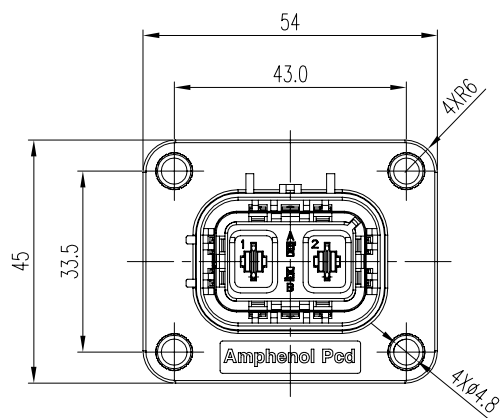
STANDARDS

| | |
|----------|--|
| USCAR-2 | |
| USCAR-37 | |
| LV-215 | |
| RoHS | |

MATERIAL

| | |
|-----------|--------------------------------------|
| Terminals | Copper/copper alloy with tin plating |
| Housing | PA66 + GF |

RECEPTACLE



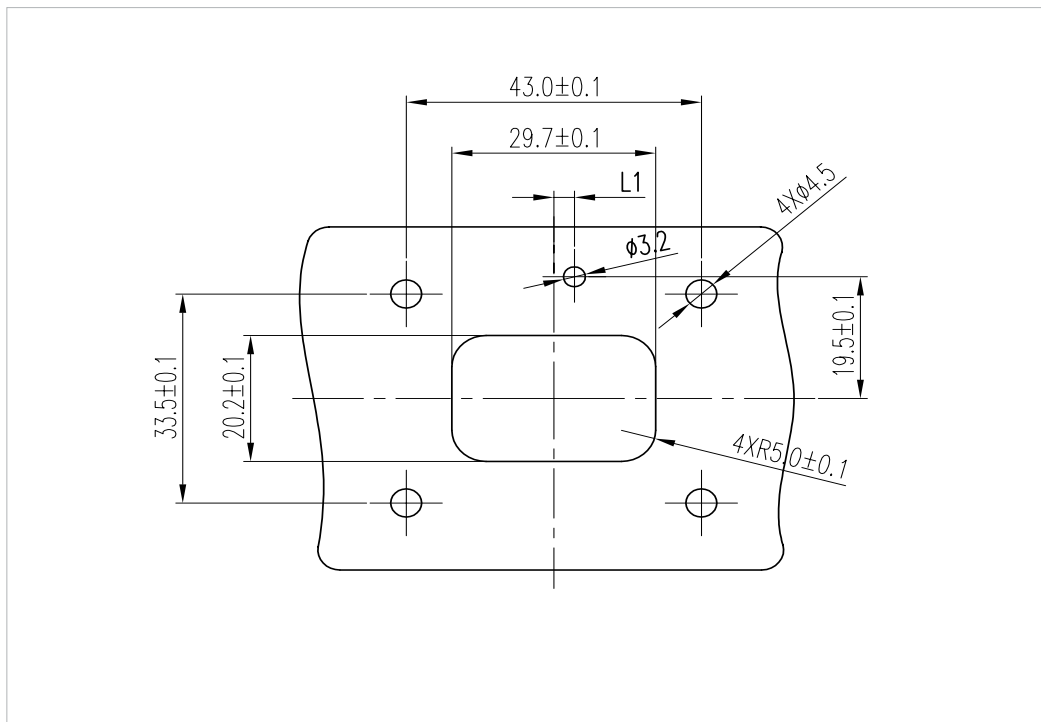
CONTACTS

All connectors do not include contacts. Please order them separately (ref: P/N below)

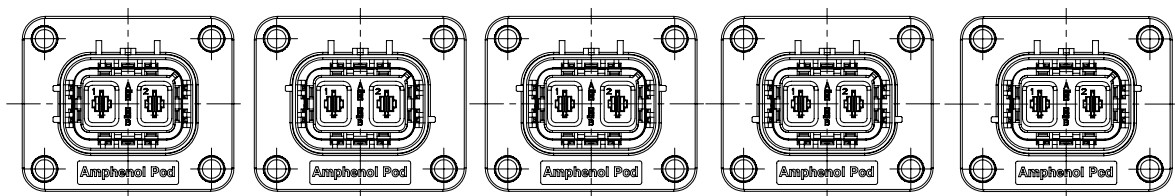
| Pin contact: crimping | HVIL CONTACTS |
|---------------------------------------|------------------------------------|
| P/N: C310003622S | P/N: C310003613S |
| | |
| 4 to 6mm ² unshielded wire | 0.5mm ² unshielded wire |

PANEL MOUNTING DIMENSION

| CODING | A | B | C | D | E |
|------------------|---|----|----|---|---|
| L1 (Panel mount) | 0 | -3 | -6 | 3 | 6 |

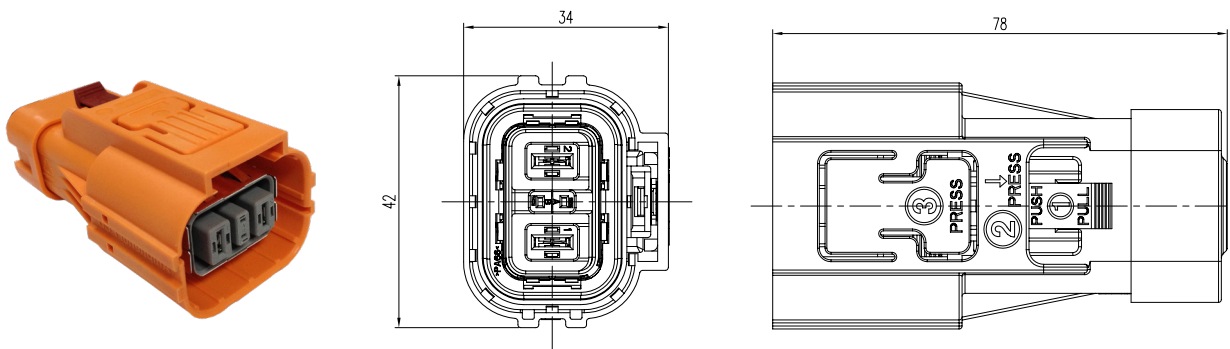


INSERT ORIENTATIONS

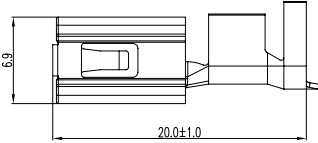
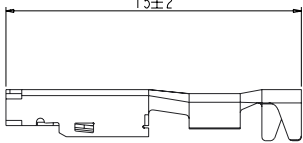


| | Coding A | Coding B | Coding C | Coding D | Coding E |
|-----|----------------|----------------|----------------|----------------|----------------|
| P/N | HVSL630 02 2 A | HVSL630 02 2 B | HVSL630 02 2 C | HVSL630 02 2 D | HVSL630 02 2 E |

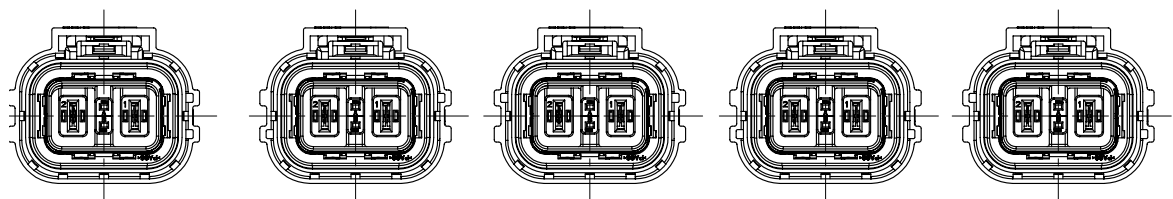
PLUG



CONTACTS

| All connectors do not include contacts. Please order them separately (ref: P/N below) | |
|---|--|
| Socket contact | Socket signal contact (HVIL) |
| P/N: C310003623S | P/N: C310003614S |
|  |  |
| 4 to 6mm ² shielded wire | 0.5mm ² unshielded wire |

INSERT ORIENTATIONS



| | Coding A | Coding B | Coding C | Coding D | Coding E |
|-----|----------------|----------------|----------------|----------------|----------------|
| P/N | HVSL630 06 2 A | HVSL630 06 2 B | HVSL630 06 2 C | HVSL630 06 2 D | HVSL630 06 2 E |

HOW TO ORDER (HVSL 630)

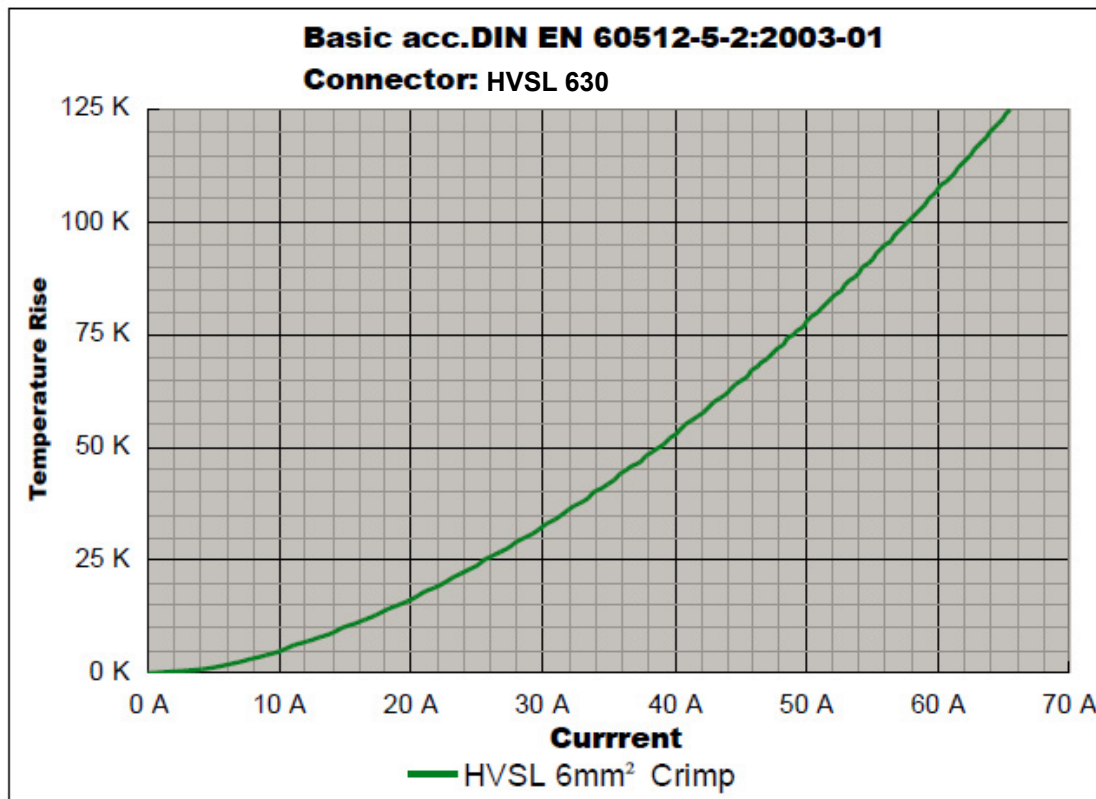
HOW TO ORDER: PLUG

| | HVSL630 | 06 | 2 | A | 0 | 04 | 10 |
|-------------------------------------|--|----|---|---|---|----|----|
| Product type: | 06: Straight plug | | | | | | |
| Position: | 2: 2 positions | | | | | | |
| Coding / Alternate position: | A: Coding A B: Coding B C: Coding C D: Coding D E: Coding E | | | | | | |
| HVIL: | 0: Without interlock 1: With interlock | | | | | | |
| Cable size: | 04: 4mm ² 06: 6mm ² | | | | | | |
| Cable OD: | 10: 10 ± 0.5mm 11: 11 ± 0.5mm 12: 12 ± 0.5mm 13: 13 +0/-0.5mm | | | | | | |

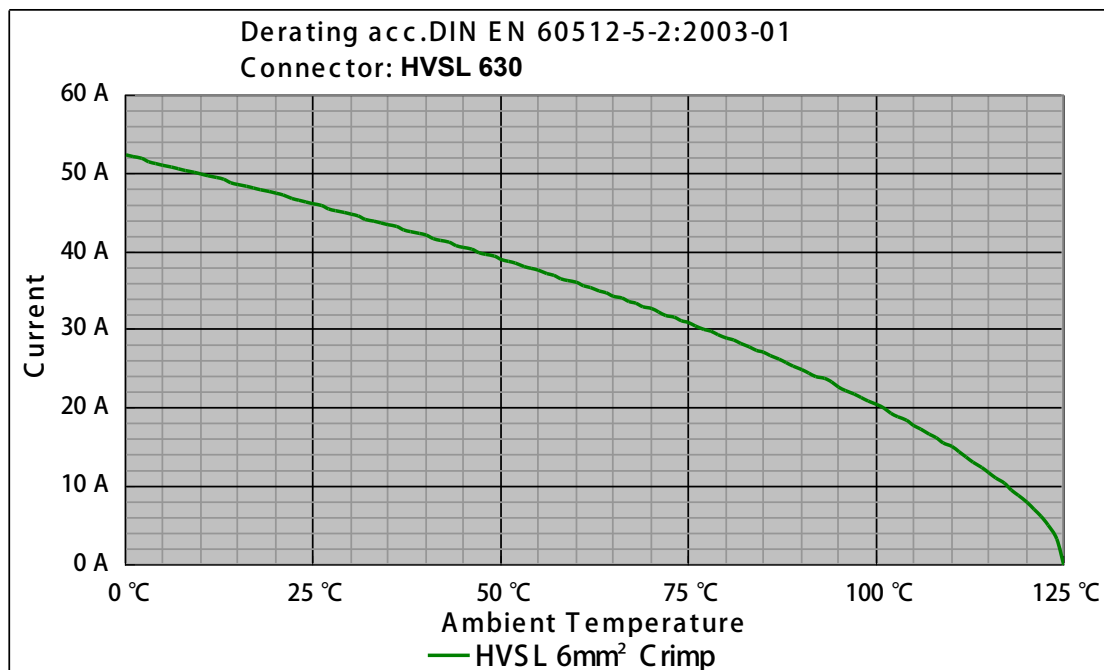
HOW TO ORDER: RECEPTACLE

| | HVSL630 | 02 | 2 | A | 0 | 04 |
|-------------------------------------|--|----|---|---|---|----|
| Product type: | 02: Box mounted receptacle | | | | | |
| Position: | 2: 2 positions | | | | | |
| Coding / Alternate position: | A: Coding A B: Coding B C: Coding C D: Coding D E: Coding E | | | | | |
| HVIL: | 0: Without interlock 1: With interlock | | | | | |
| Power contact: | 04: 4mm ² 06: 6mm ² | | | | | |

HVSL 630 | Temperature Rise



HVSL 630 | Derating Curve



Remark: tests carried out on the complete connector.

EXCEL | MATE Eco (HVSL 633)

EXCEL | MATE (HVSL633 3 pin connector)



HVSL633

HVSL633 is a 3 position connector with a current carrying capacity from 23 to 40A and 2.5 to 6mm² crimping cable.

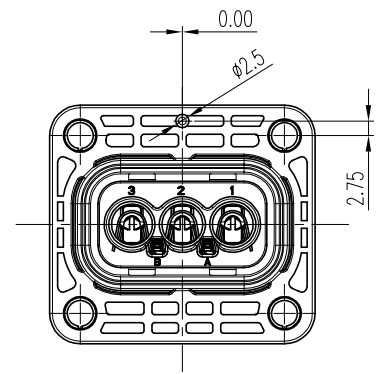
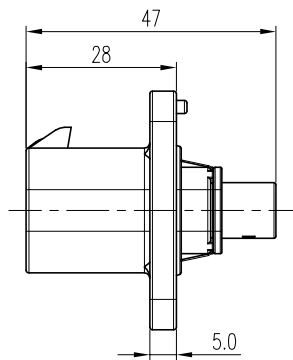
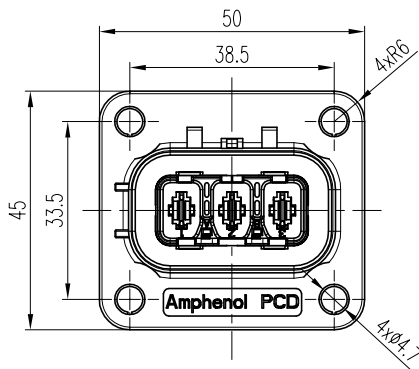
Specially designed for DC-DC, air-conditioner, and others HEV devices' equipment.

KEY FEATURES

- Integrated internal HVIL
- Current rating up to 40A@ ambient temperature 70°C
- Two-stage, tool or thumb activated latching
- No tool required to unmate
- Sealing, IP67, IP6K9K (mated)
- Touch-proof, IP2XB
- Multiple coding positions
- CPA available

| MECHANICAL | |
|--------------------------------|---|
| Durability | ≥ 50 mating cycles |
| Wire range | 2.5 to 6 mm ² shielded wire (2.5mm ² only for plug) |
| Insertion and extraction force | < 75N |
| Connection type | Crimping |
| Latching style | Two stage, finger actuated |
| HVIL | Integrated |
| CPA | Available |
| ELECTRICAL | |
| Rated voltage | 1000V DC |
| Rated current | 40A Max @ ambient temperature 70°C |
| Insulator resistance | > 200MΩ |
| Dielectric withstand voltage | 3000V AC |
| Shielding | 360° from wire to device |
| ENVIRONMENTAL | |
| Sealing | IP67, IP6K9K (mated) |
| Touch-proof | IP2XB |
| Temperature range | -40°C to 125°C |
| STANDARDS | |
| USCAR-2 | |
| USCAR-37 | |
| LV-215 | |
| RoHS | |
| MATERIAL | |
| Terminals | Copper/copper alloy |
| Housing | PA66 + GF |

RECEPTACLE HVSL633



CONTACTS

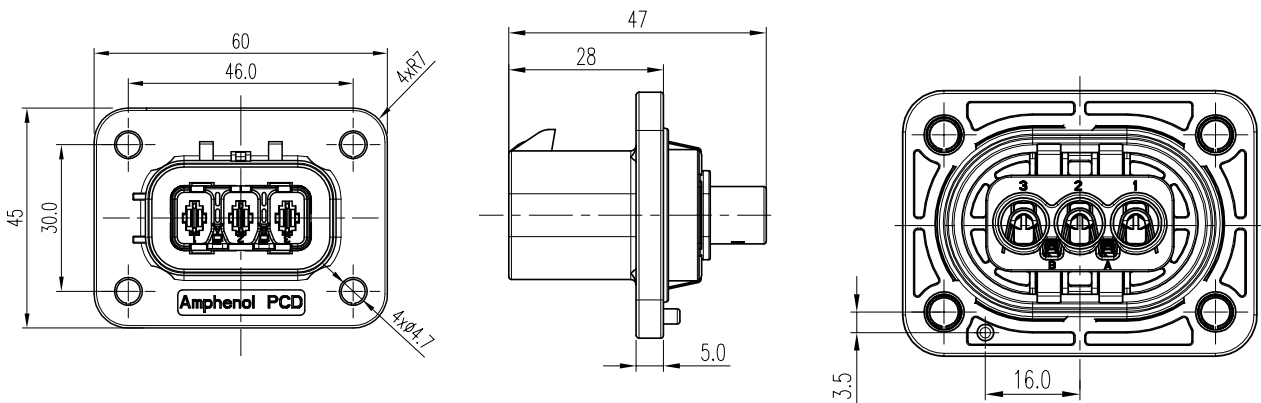
All connectors do not include contacts. Please order them separately (ref: P/N below)

| Pin contact: crimping | Pin contact: crimping | Socket signal contact (HVIL) |
|------------------------------------|---------------------------------------|------------------------------------|
| P/N: C310023505 | P/N: C310003622S | P/N: C310003614S |
| | | |
| 2.5mm ² unshielded wire | 4 to 6mm ² unshielded wire | 0.5mm ² unshielded wire |

PANEL MOUNTING DIMENSION

| PART NUMBER | INSERT ORIENTATION | PANEL MOUNTING DIMENSION |
|---------------|--------------------|--------------------------|
| HVSL633 023 A | | |
| HVSL633 023 B | | |
| HVSL633 023 C | | |
| HVSL633 023 D | | |
| HVSL633 023 E | | |

RECEPTACLE HVSLC633



CONTACTS

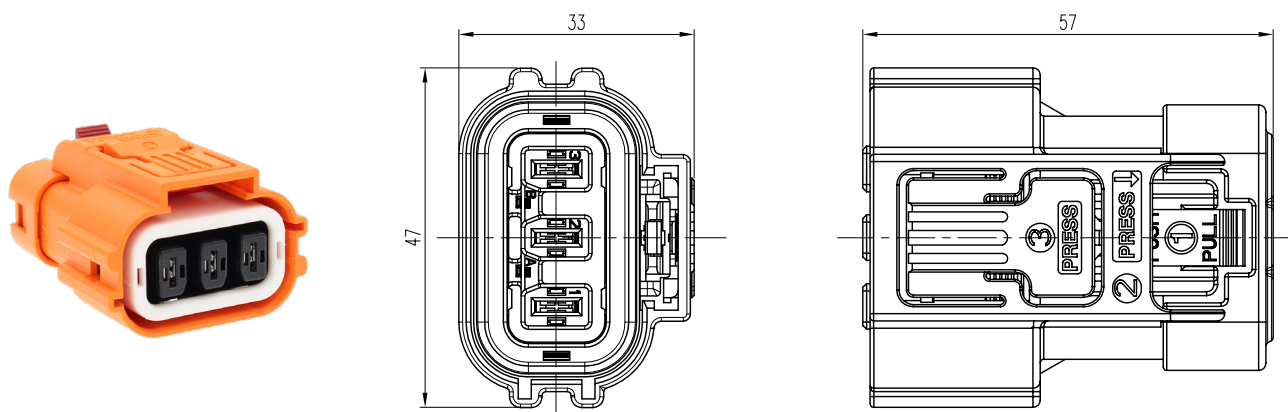
All connectors do not include contacts. Please order them separately (ref: P/N below)

| Pin contact: crimping | Pin contact: crimping | Socket signal contact (HVIL) |
|------------------------------------|---------------------------------------|------------------------------------|
| P/N: C310023505 | P/N: C310003622S | P/N: C310003614S |
| | | |
| 2.5mm ² unshielded wire | 4 to 6mm ² unshielded wire | 0.5mm ² unshielded wire |

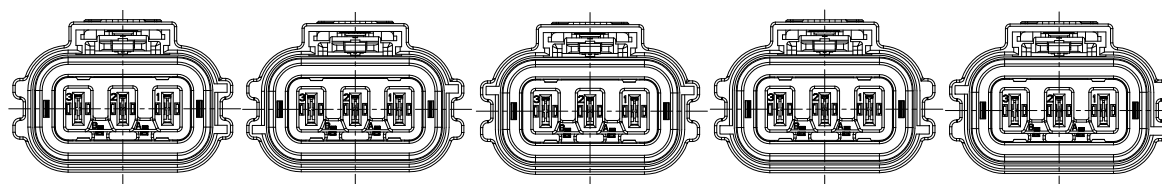
PANEL MOUNTING DIMENSION

| PART NUMBER | INSERT ORIENTATIONS | PANEL MOUNTED DIMENSION |
|----------------|---------------------|-------------------------|
| HVSLC633 023 A | | |
| HVSLC633 023 B | | |
| HVSLC633 023 C | | |
| HVSLC633 023 D | | |

PLUG

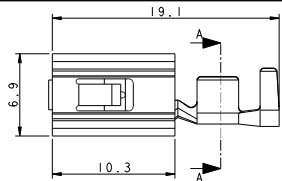
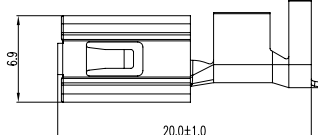


INSERT ORIENTATIONS

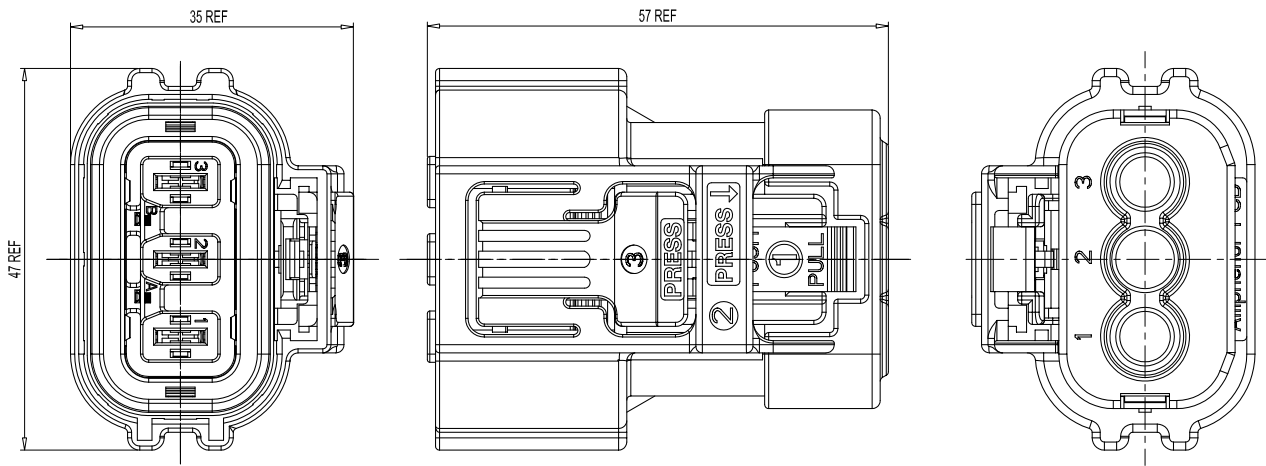


| | Coding A | Coding B | Coding C | Coding D | Coding E |
|-----|----------------|----------------|----------------|----------------|----------------|
| P/N | HVSL633 06 3 A | HVSL633 06 3 B | HVSL633 06 3 C | HVSL633 06 3 D | HVSL633 06 3 E |

CONTACTS

| All connectors do not include contacts. Please order them separately (ref: P/N below) | | |
|---|---|-----------------------------|
| Socket contact: crimping | Socket contact: crimping | HVIL contacts |
| P/N: C310023506 | P/N: C310003623S | Integrated, no need to buy. |
|  |  | |
| 2.5mm ² shielded wire | 4 to 6mm ² shielded wire | |

DUMMY PLUG



| | | | | | | |
|-------------------------------------|---|----|---|---|---|----|
| | HVSL633 | 06 | 3 | A | 0 | S1 |
| Product type: | 06: Straight plug | | | | | |
| Position: | 3: 3 position | | | | | |
| Coding / Alternate position: | A: Coding A D: Coding D B: Coding B E: Coding E C: Coding C | | | | | |
| Interlock: | 0: Without interlock 1: With interlock | | | | | |
| Dummy plug: | S1 | | | | | |

HOW TO ORDER: PLUG

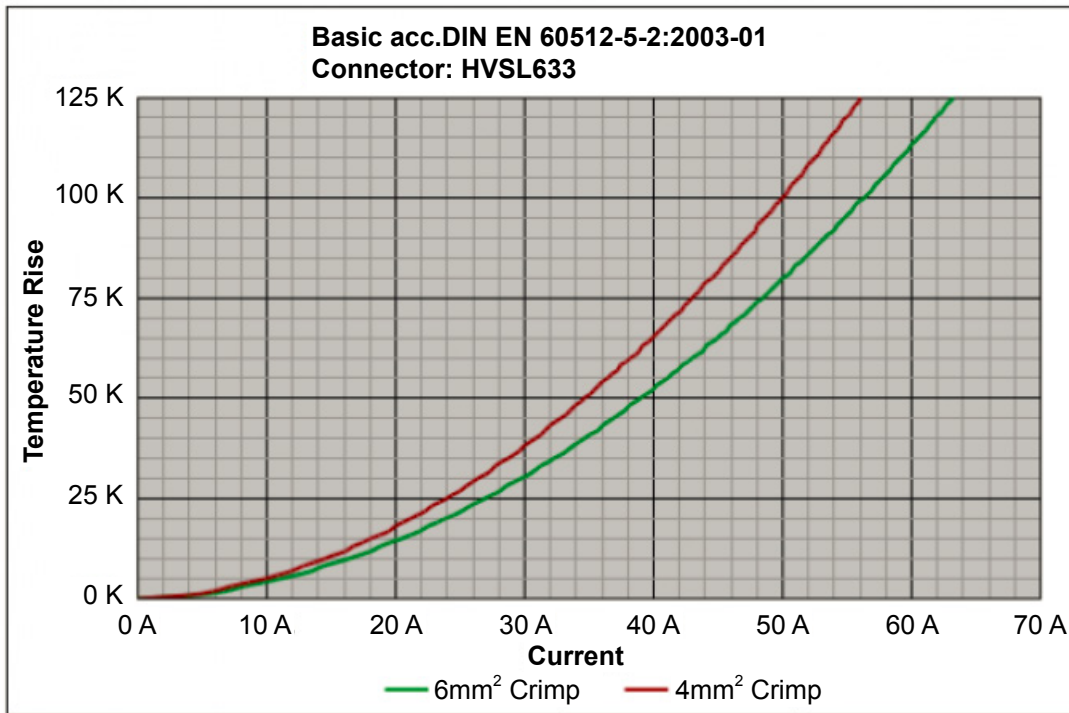
| | HVSL633 | 06 | 3 | A | 0 | 04 | I |
|-------------------------------------|--|----|---|---|---|----|---|
| Product type: | 06: Straight plug | | | | | | |
| Position: | 3: 3 positions | | | | | | |
| Coding / Alternate position: | A: Coding A B: Coding B C: Coding C D: Coding D E: Coding E | | | | | | |
| Interlock: | 0: Without interlock 1: With shunted interlock 2: With pass through interlock | | | | | | |
| Cable size: | 03: 2.5mm ² 04: 4mm ² 06: 6mm ² | | | | | | |
| Wire type: | I: Individually shielded wire | | | | | | |

HOW TO ORDER: RECEPTACLES

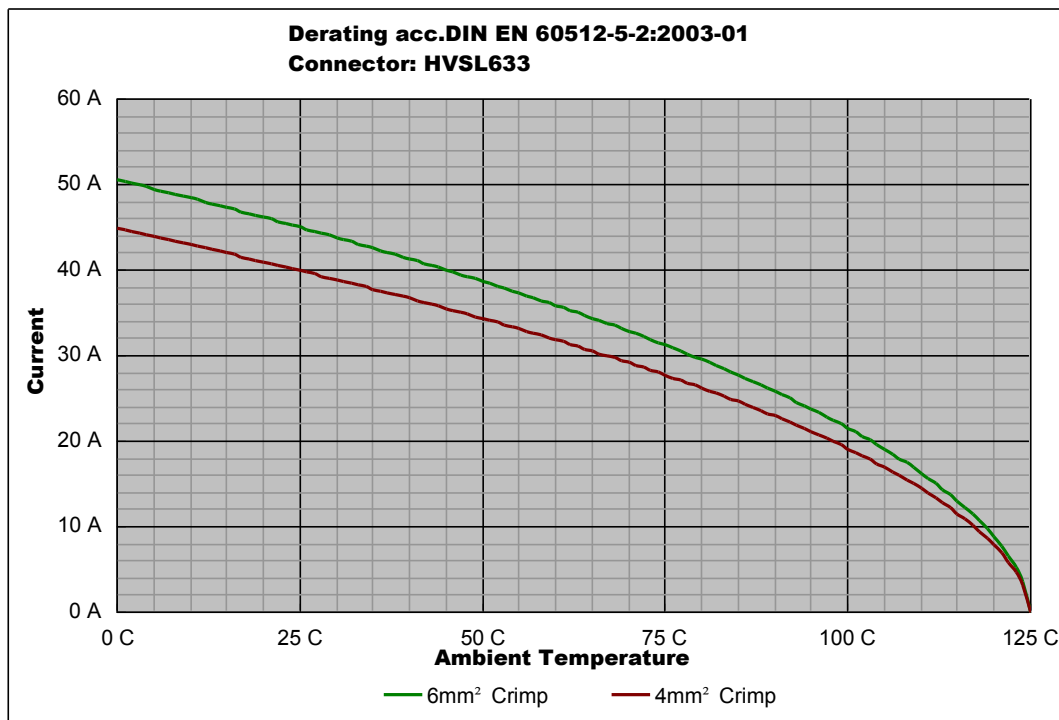
| | HVSL633 | 02 | 3 | A |
|-------------------------------------|--|----|---|---|
| Product type: | 02: Box mounted receptacle | | | |
| Position: | 3: 3 positions | | | |
| Coding / Alternate position: | A: Coding A B: Coding B C: Coding C D: Coding D E: Coding E | | | |

| | HVSLC633 | 02 | 3 | A |
|-------------------------------------|--|----|---|---|
| Product type: | 02: Box mounted receptacle | | | |
| Position: | 3: 3 positions | | | |
| Coding / Alternate position: | A: Coding A B: Coding B C: Coding C D: Coding D | | | |

HVSL 633 | Temperature Rise



HVSL 633 | Derating Curve



Remark: tests carried out on the complete connector.

EXCEL | MATE Eco (HVSL635B)



HVSL635B

HVSL635B is a 5 position connector with plastic housing, high voltage, integrated HVIL. It provides a current carrying capacity up to 40A and 2.5 to 6mm² crimping cable.

Specially designed for DC-DC, air-conditioner, and other equipment in HEV device applications.

KEY FEATURES

Integrated internal HVIL

Current rating up to 40A @ ambient temperature 70°C

Two-stage, tool or thumb activated latching

No tool required to unmate

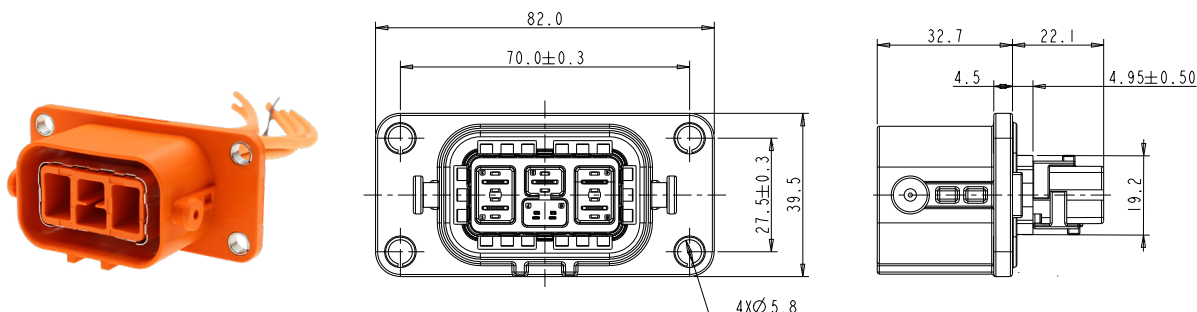
Sealing, IP67, IP6K9K (mated)

Touch-proof, IP2XB

CPA available

| MECHANICAL | |
|--------------------------------|---------------------------------------|
| Durability | ≥ 50 mating cycles |
| Wire range | 2.5 to 6mm ² shielded wire |
| Insertion and extraction force | < 75N |
| Connection type | Crimping |
| Latching style | Two stage, finger actuated |
| HVIL | Integrated |
| CPA | Available |
| ELECTRICAL | |
| Rated voltage | 690V DC |
| Rated current | 40A Max @ ambient temperature 70°C |
| Insulator resistance | ≥ 200MΩ Min. @25°C |
| Dielectric withstand voltage | 2380V AC |
| Shielding | 360° from wire to device |
| ENVIRONMENTAL | |
| Sealing | IP67, IP6K9K (mated) |
| Touch-proof | IP2XB |
| Temperature range | -40°C to 125°C |
| STANDARDS | |
| USCAR-2 | |
| USCAR-37 | |
| LV-215 | |
| RoHS & REACH | |
| MATERIAL | |
| Housing | PA66 + GF |

RECEPTACLE



CONTACTS

| All connectors do not include contacts. Please order them separately (ref: P/N below) | | |
|---|-------------------------------------|--|
| Pin contact: crimping | Pin contact: crimping | Socket signal contact (HVIL) |
| P/N: C310023505 | P/N: C310003622S | P/N: C310003613S |
| | | |
| 2.5mm ² shielded wire | 4 to 6mm ² shielded wire | 0.5 to 0.75mm ² unshielded wire |

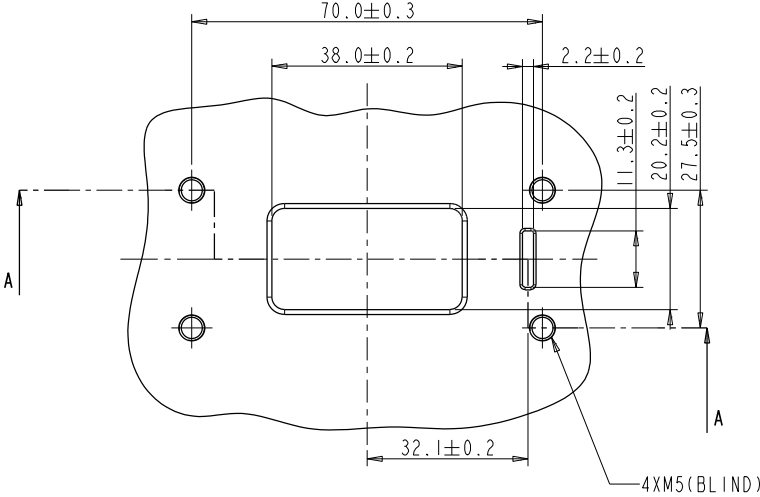
When customers purchase the complete connector, **two TPAs are already included as part of the package**. There is no need for them to make a separate purchase.

However, if customers only purchase specific parts of the connector, they are advised to refer to the customer drawings to obtain the respective part numbers for the different materials required.

PROTECTION CAP



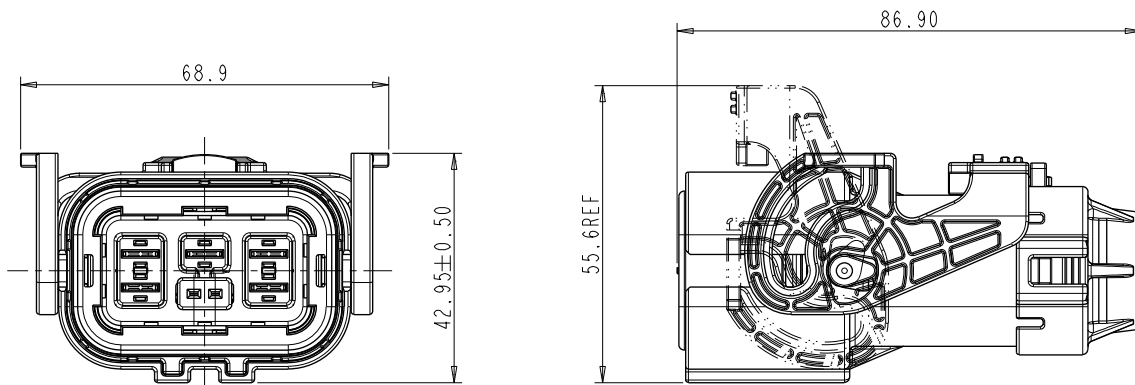
PANEL MOUNTING DIMENSION



MOUNTING INTERFACE SPECIFICATION
RECOMMENDED THICKNESS: 3.0mm Min

EXCEL | MATE Eco (HVSL 635B)

PLUG



CONTACTS

All connectors do not include contacts. Please order them separately (ref: P/N below)

| Socket contact: crimping | Socket contact: crimping | HVIL contacts |
|----------------------------------|-------------------------------------|-----------------------------|
| P/N: C310023506 | P/N: C310003623S | Integrated, no need to buy. |
| | | |
| 2.5mm ² shielded wire | 4 to 6mm ² shielded wire | |

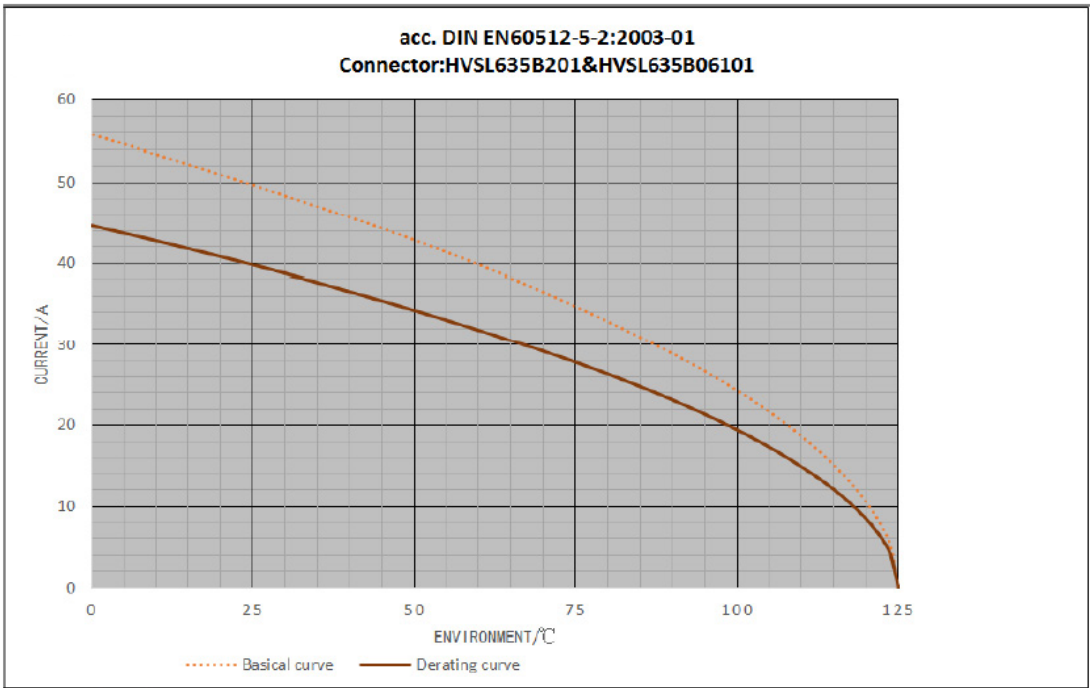
HOW TO ORDER: PLUG

| | | | | |
|----------------------|---|----|---|----|
| | HVSL635B | 06 | 1 | 01 |
| Product type: | 06: Straight plug | | | |
| HVIL: | 0: Without HVIL 1: With HVIL | | | |
| Cable OD: | 01: 16.3+0/-0.6mm | | | |

HOW TO ORDER: RECEPTACLE

| | | | |
|----------------------|-----------------------------------|----|----|
| | HVSL635B | 02 | 01 |
| Product type: | 02: Box mounted receptacle | | |
| Cable OD: | 01: 16.3+0/-0.6mm | | |

HVSL 635B | Derating Curve



Derating curve

Remark: tests carried out on the complete connector.

Excel|Mate Eco (HVSL 280)

Excel|Mate Eco (HVSL280)



HVSL280

HVSL280 is a 3 position connector with plastic housing, high voltage, integrated HVIL. It provides a current carrying capacity from 16 to 32A and 2.5 to 4mm² crimping cable.

Specially designed for DC-DC, air-conditioner, and other equipment in HEV device applications.

KEY FEATURES

Integrated internal HVIL

Current rating up to 32A@ ambient temperature 70°C

Two-stage, tool or thumb activated latching

No tool required to unmate

Sealing, IP67, IP6K9K (mated)

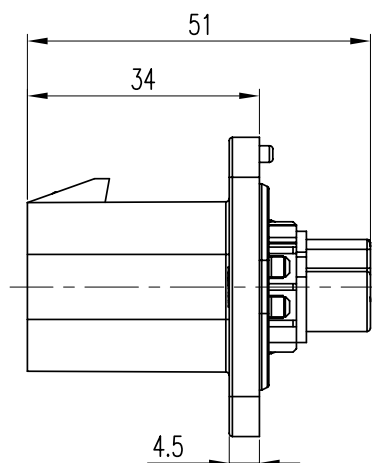
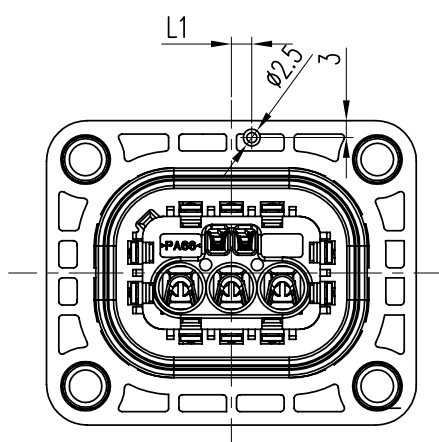
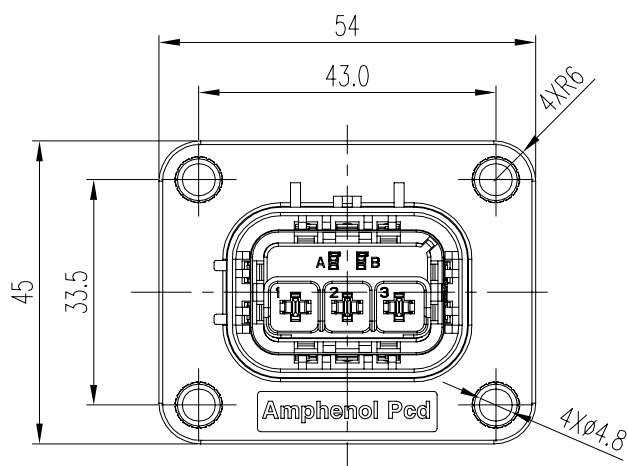

Touch-proof, IP2XB

Multiple coding positions

CPA available

| MECHANICAL | |
|--------------------------------|--|
| Durability | ≥ 50 mating cycles |
| Wire range | 2.5 to 4 mm ² shielded wire |
| Insertion and extraction force | < 100N |
| Connection type | Crimping |
| Latching style | Two stage, finger actuated |
| HVIL | Integrated |
| CPA | Available |
| ELECTRICAL | |
| Rated voltage | 1000V DC |
| Rated current | 32A Max @ ambient temperature 70°C |
| Insulator resistance | > 100MΩ |
| Dielectric withstand voltage | 3000V AC |
| Shielding | 360° from wire to device |
| ENVIRONMENTAL | |
| Sealing | IP67, IP6K9K (mated) |
| Touch-proof | IP2XB |
| Temperature range | -40°C to 125°C |
| STANDARDS | |
| USCAR-2 | |
| USCAR-37 | |
| LV-215 | |
| RoHS | |
| MATERIAL | |
| Terminals | Copper/copper alloy |
| Housing | PA66 + GF |

RECEPTACLE



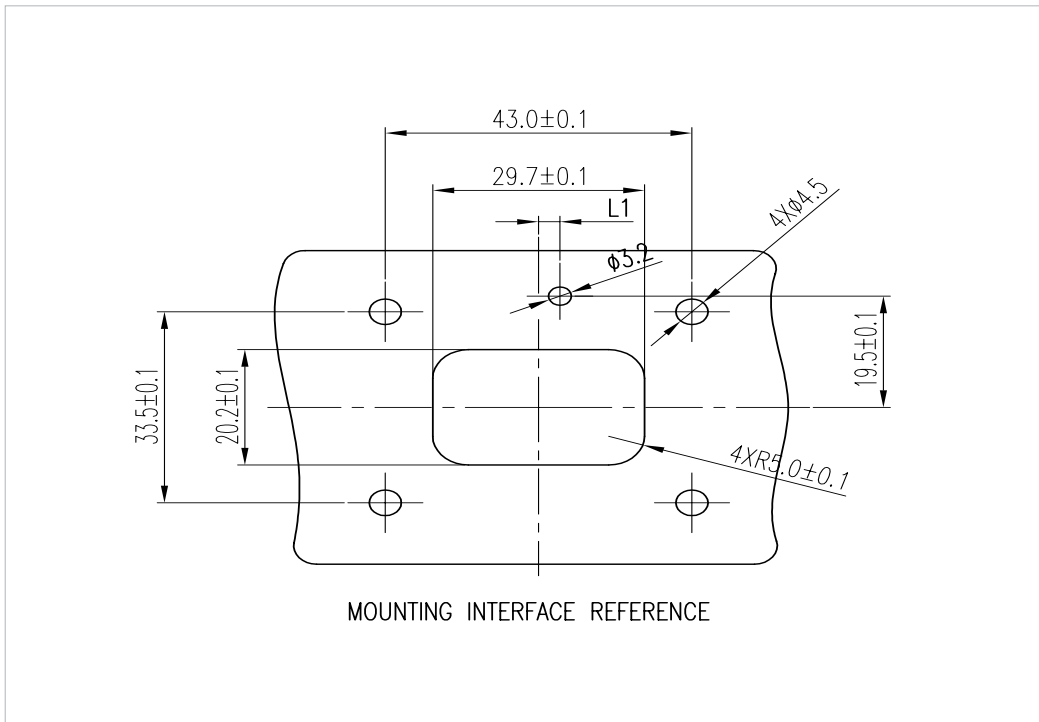
CONTACTS

All connectors do not include contacts. Please order them separately (ref: P/N below)

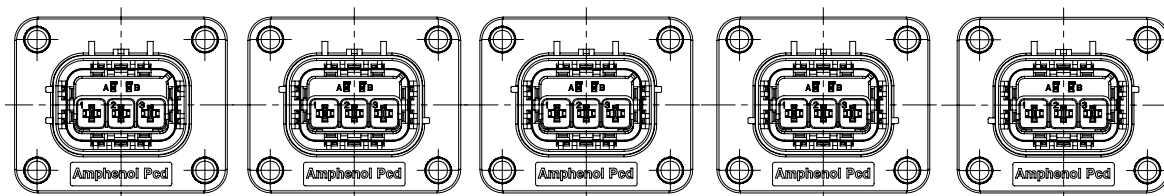
| Pin contact: crimping P/N: C310003611S | Pin signal contact (HVIL) P/N: C310003613S |
|---|---|
| | |
| 2.5 to 4mm ² unshielded wire | 0.5 to 0.75mm ² unshielded wire |

PANEL MOUNTING DIMENSION

| CODING | A | B | C | D | E |
|------------------|---|----|----|---|---|
| L1 (Panel mount) | 0 | -3 | -6 | 3 | 6 |

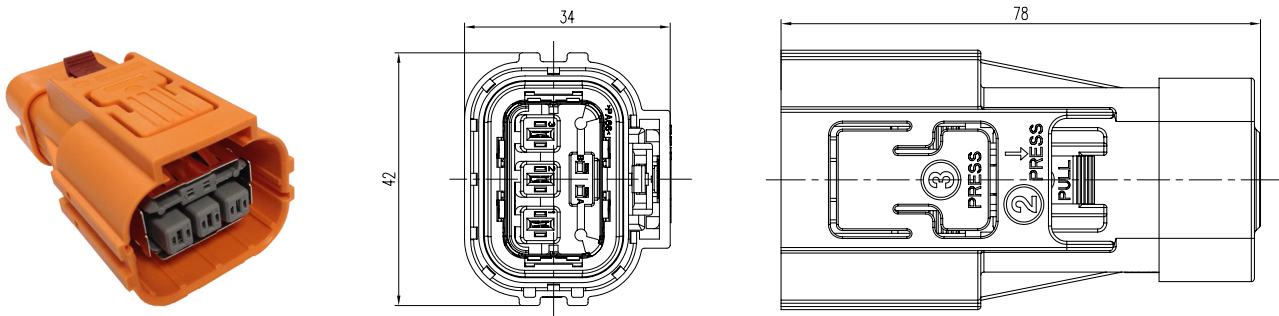


INSERT ORIENTATIONS



| | Coding A | Coding B | Coding C | Coding D | Coding E |
|-----|----------------|----------------|----------------|----------------|----------------|
| P/N | HVSL280 02 3 A | HVSL280 02 3 B | HVSL280 02 3 C | HVSL280 02 3 D | HVSL280 02 3 E |

PLUG

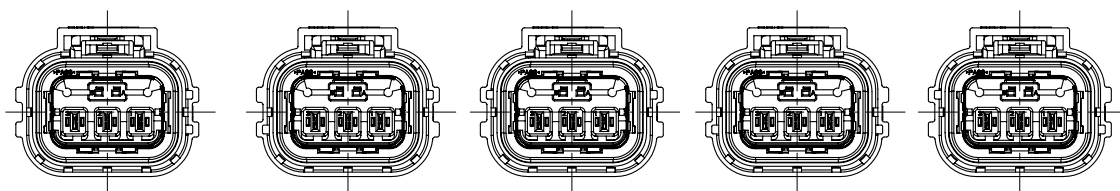


CONTACTS

All connectors do not include contacts. Please order them separately (ref: P/N below)

| Socket contact | Socket signal contact (HVIL) |
|---------------------------------------|--|
| P/N: C310003612S | P/N: C310003614S |
| | |
| 2.5 to 4mm ² shielded wire | 0.5 to 0.75mm ² unshielded wire |

INSERT ORIENTATIONS



| | Coding A | Coding B | Coding C | Coding D | Coding E |
|-----|----------------|----------------|----------------|----------------|----------------|
| P/N | HVSL280 06 3 A | HVSL280 06 3 B | HVSL280 06 3 C | HVSL280 06 3 D | HVSL280 06 3 E |

HOW TO ORDER (HVSL 280)

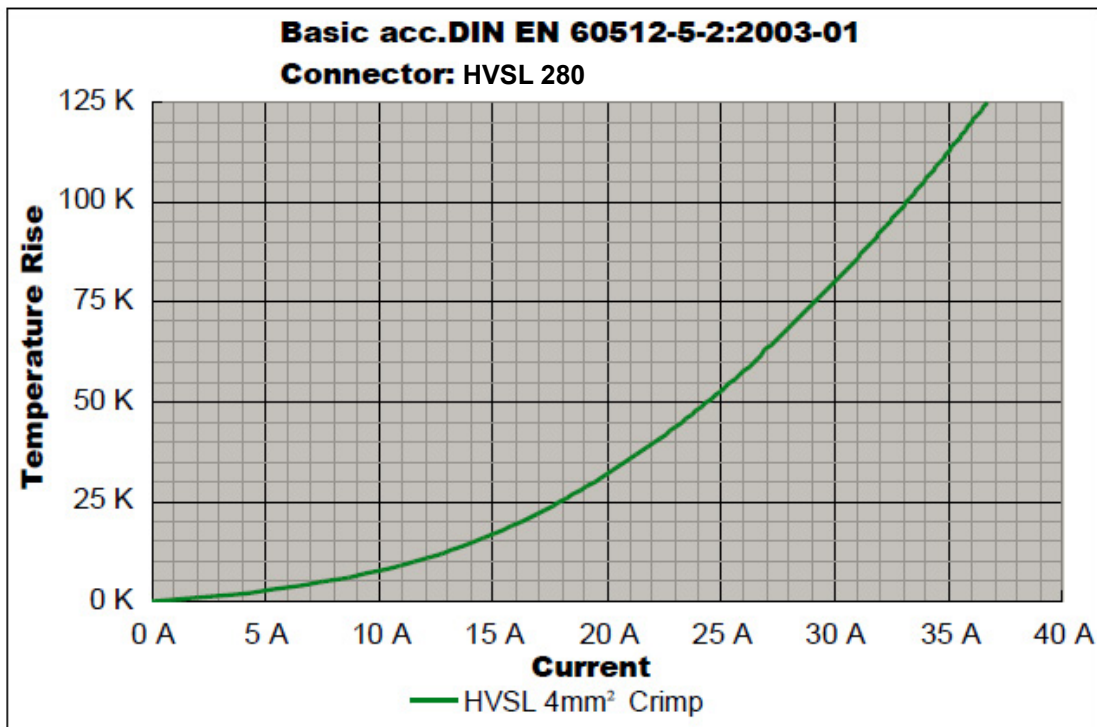
HOW TO ORDER: PLUG

| | HVSL280 | 06 | 3 | A | 10 |
|-------------------------------------|---|----|---|---|----|
| Product type: | 06: Straight plug | | | | |
| Position: | 3: 3 positions | | | | |
| Coding / Alternate position: | A: Coding A B: Coding B C: Coding C D: Coding D E: Coding E | | | | |
| Cable OD: | 10: Wire OD 9.8 to 10.5 mm 11: Wire OD 10.6 to 11.5 mm 12: Wire OD 11.6 to 12.5 mm 13: Wire OD 12.6 to 13.0 mm | | | | |

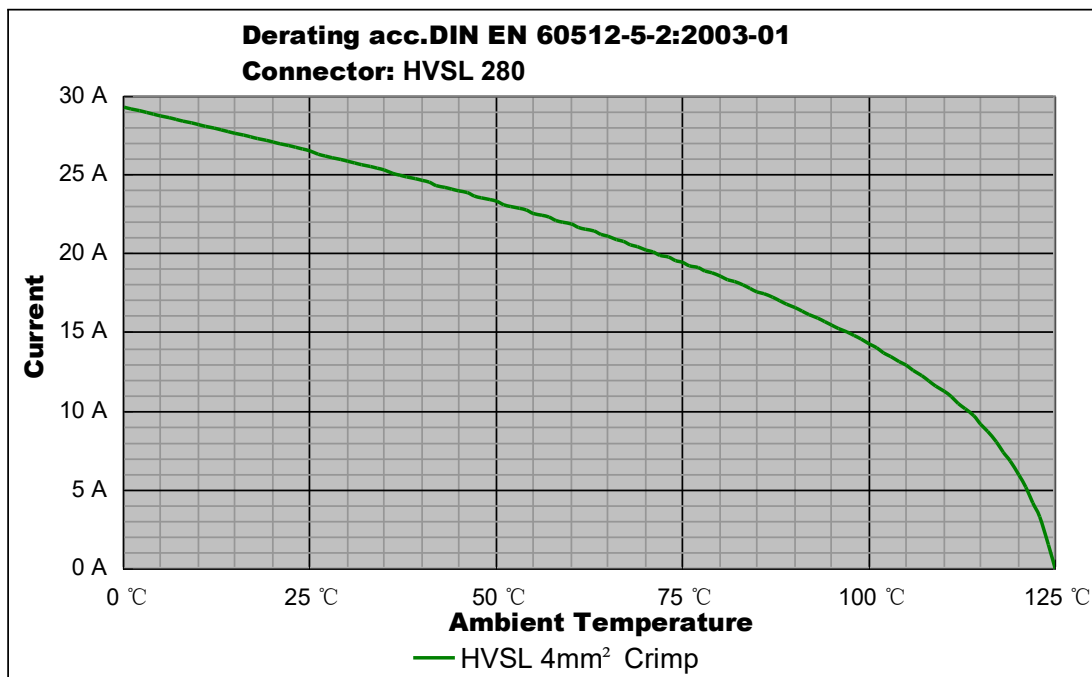
HOW TO ORDER: RECEPTACLE

| | HVSL280 | 02 | 3 | A |
|-------------------------------------|--|----|---|---|
| Product type: | 02: Box mounted receptacle | | | |
| Position: | 3: 3 positions | | | |
| Coding / Alternate position: | A: Coding A B: Coding B C: Coding C D: Coding D E: Coding E | | | |

HVSL 280 | Temperature Rise



HVSL 280 | Derating Curve



Remark: tests carried out on the complete connector.

Excel|Mate Eco (HVSL 282)

Excel|Mate Eco (HVSL282)



HVSL282

HVSL282 is a 2 position connector with plastic housing, high voltage, integrated HVIL. It provides a current carrying capacity from 16 to 32A and 2.5 to 4mm² crimping cable.

Specially designed for DC-DC, air-conditioner, and other equipment in HEV device applications.

KEY FEATURES

Integrated internal HVIL

Current rating up to 32A @ ambient temperature 70°C

Two-stage, tool or thumb activated latching

No tool required to unmate

Sealing, IP67, IP6K9K (mated)

Touch-proof, IP2XB

Multiple coding positions

CPA available

MECHANICAL

| | |
|--------------------------------|--|
| Durability | ≥ 50 mating cycles |
| Wire range | 2.5 to 4 mm ² shielded wire |
| Insertion and extraction force | < 100N |
| Connection type | Crimping |
| Latching style | Two stage, finger actuated |
| HVIL | Integrated |
| CPA | Available |

ELECTRICAL

| | |
|------------------------------|------------------------------------|
| Rated voltage | 1000V DC |
| Rated current | 32A Max @ ambient temperature 70°C |
| Insulator resistance | > 100MΩ |
| Dielectric withstand voltage | 3000V AC |
| Shielding | 360° from wire to device |

ENVIRONMENTAL

| | |
|-------------------|----------------------|
| Sealing | IP67, IP6K9K (mated) |
| Touch-proof | IP2XB |
| Temperature range | -40°C to 125°C |

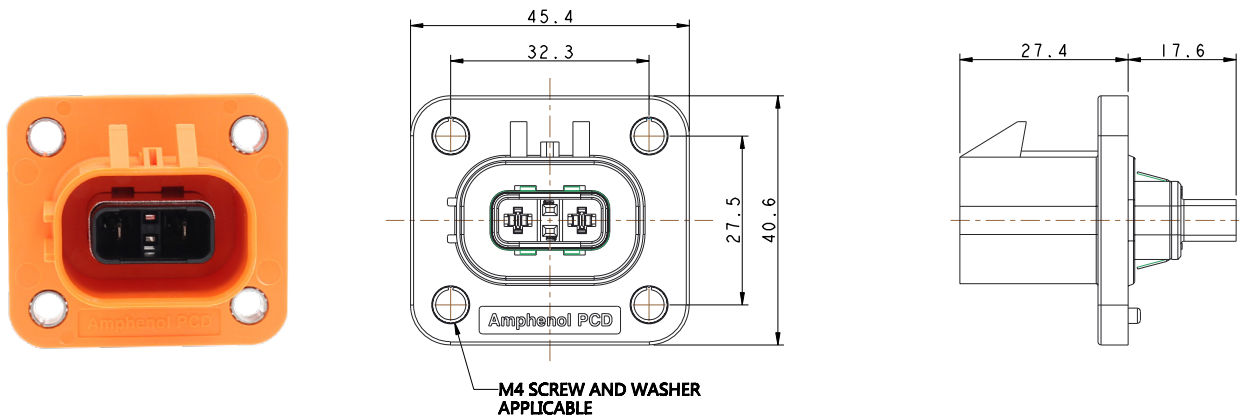
STANDARDS

| | |
|----------|--|
| USCAR-2 | |
| USCAR-37 | |
| LV-215 | |
| RoHS | |

MATERIAL

| | |
|-----------|---------------------|
| Terminals | Copper/copper alloy |
| Housing | PA66 + GF |

RECEPTACLE

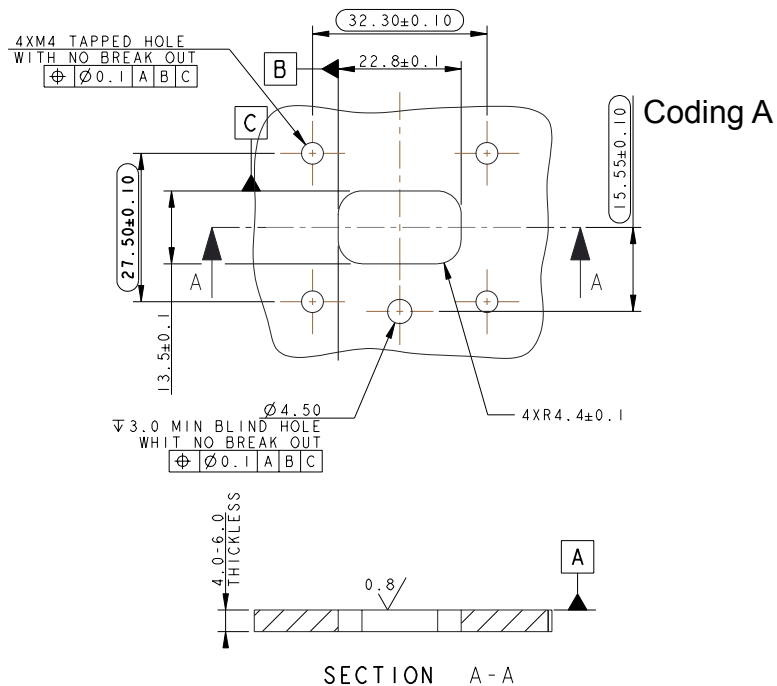


CONTACTS

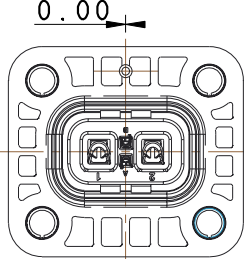
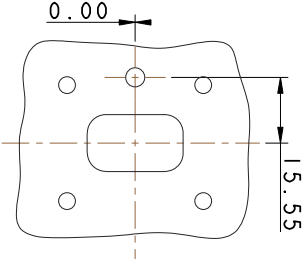
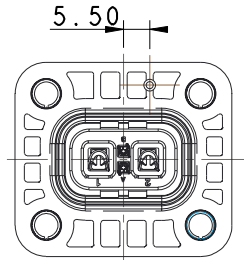
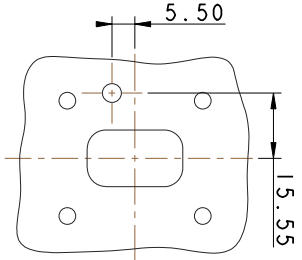
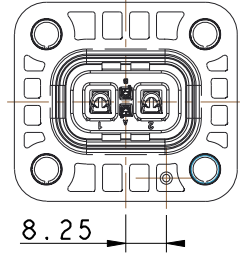
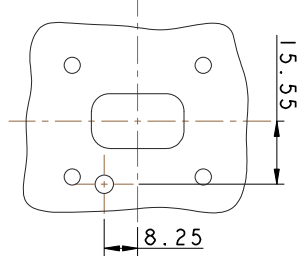
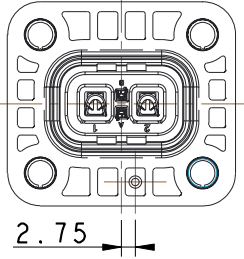
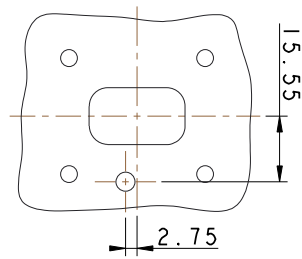
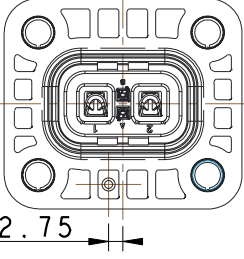
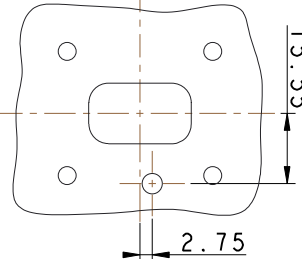
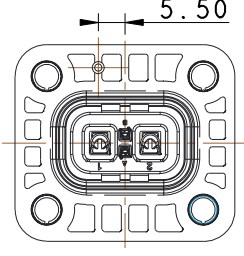
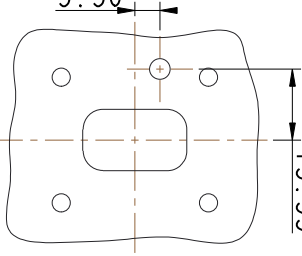
All connectors do not include contacts. Please order them separately (ref: P/N below)

| Pin contact: crimping | Socket signal contact (HVIL) |
|---|--|
| P/N: C310003611S | P/N: C310003614S |
| | |
| 2.5 to 4mm ² unshielded wire | 0.5 to 0.75mm ² unshielded wire |

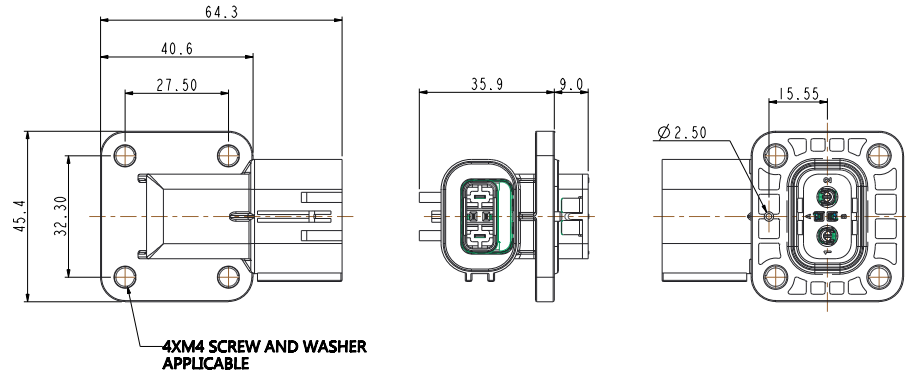
PANEL MOUNTING DIMENSION



PANEL MOUNTING DIMENSION

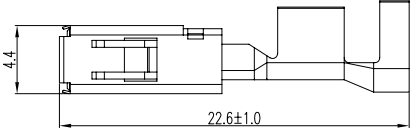
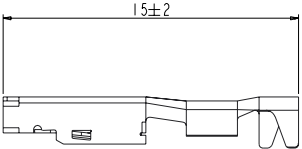
| Part number | INSERT ORIENTATIONS | PANEL MOUNTING DIMENSION |
|----------------|---|--|
| HVSL282 02 2 A |  <p>0.00</p> |  <p>0.00</p> <p>15.55</p> |
| HVSL282 02 2 B |  <p>5.50</p> |  <p>5.50</p> <p>15.55</p> |
| HVSL282 02 2 C |  <p>8.25</p> |  <p>8.25</p> <p>15.55</p> |
| HVSL282 02 2 D |  <p>2.75</p> |  <p>2.75</p> <p>15.55</p> |
| HVSL282 02 2 E |  <p>2.75</p> |  <p>2.75</p> <p>15.55</p> |
| HVSL282 02 2 F |  <p>5.50</p> |  <p>5.50</p> <p>15.55</p> |

RIGHT-ANGLE RECEPTACLE

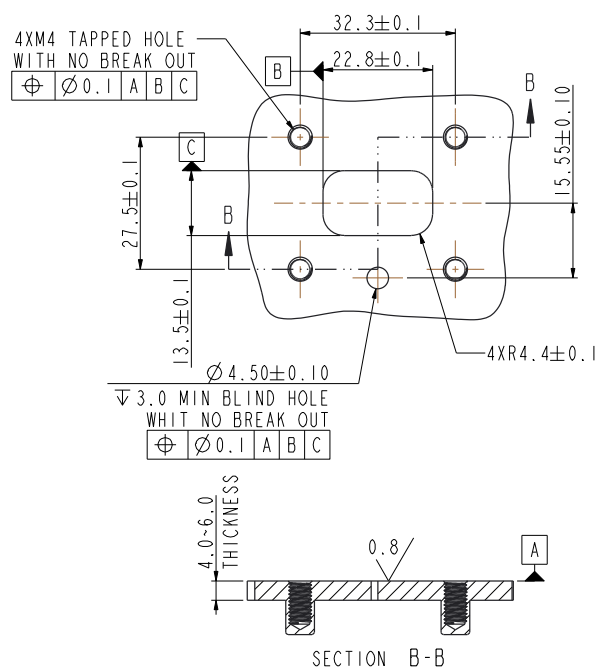


CONTACTS

All connectors do not include contacts. Please order them separately (ref: P/N below)

| Socket contact: crimping | Socket signal contact (HVIL) |
|---|--|
| P/N: C310003612S | P/N: C310003614S |
|  |  |
| 2.5 to 4mm ² unshielded wire | 0.5 to 0.75mm ² unshielded wire |

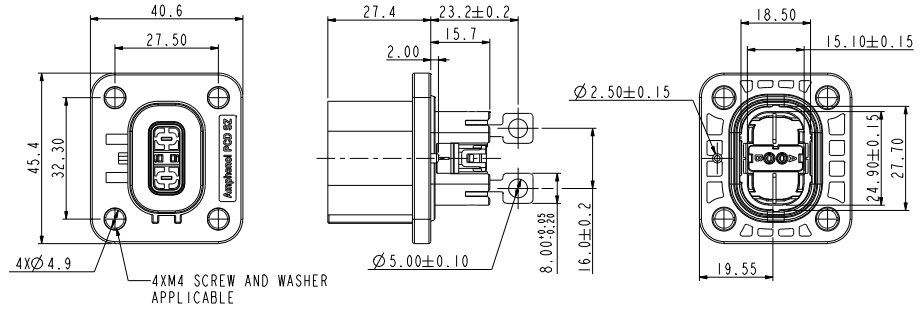
PANEL MOUNTING DIMENSION



PANEL MOUNTING DIMENSION

| Part number | INSERT ORIENTATIONS | PANEL MOUNTING DIMENSION |
|-----------------|---------------------|--------------------------|
| HVSL282 04 2 AX | | |
| HVSL282 04 2 BX | | |
| HVSL282 04 2 CX | | |
| HVSL282 04 2 DX | | |
| HVSL282 04 2 EX | | |
| HVSL282 04 2 FX | | |

RECEPTACLE WITH SOLDERED PIN FOR PCB BOARD

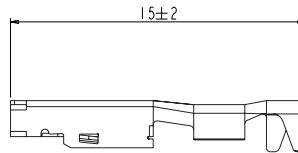


CONTACTS

All connectors do not include contacts. Please order them separately (ref: P/N below)

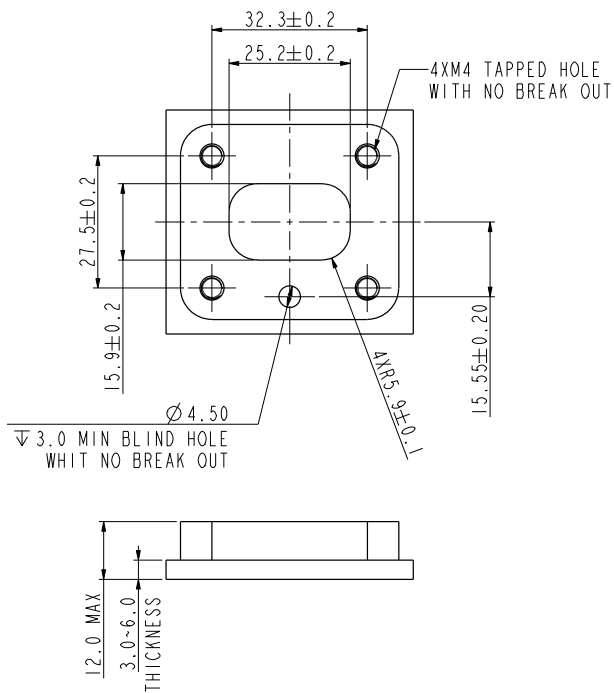
Socket signal contact (HVIL)

P/N: C310003614S



0.5 to 0.75mm² unshielded wire

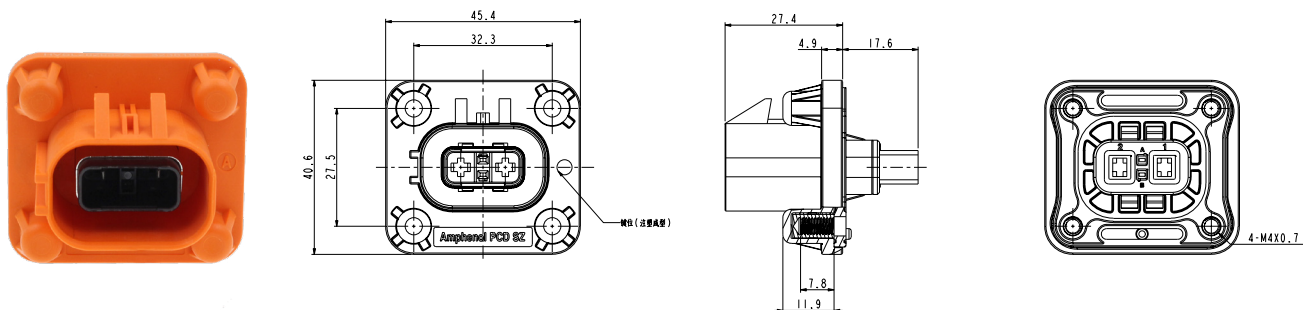
PANEL MOUNTING DIMENSION



PANEL MOUNTING DIMENSION

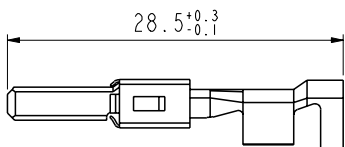
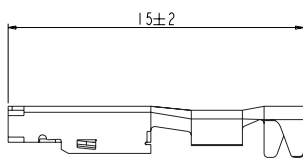
| Part number | INSERT ORIENTATIONS | PANEL MOUNTING DIMENSION |
|------------------|---------------------|--------------------------|
| HVSLW282 02 2 AX | | |
| HVSLW282 02 2 BX | | |
| HVSLW282 02 2 DX | | |
| HVSLW282 02 2 FX | | |

BLIND HOLE MOUNTED RECEPTACLE

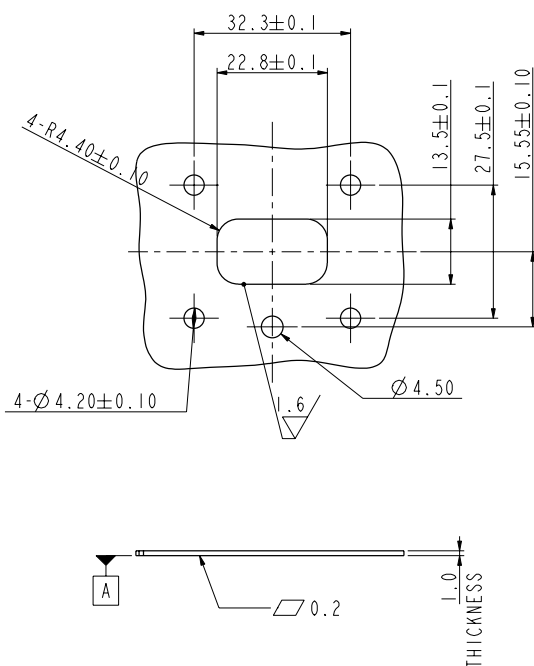


CONTACTS

All connectors do not include contacts. Please order them separately (ref: P/N below)

| Pin contact: crimping | Socket signal contact (HVIL) |
|---|--|
| P/N: C310003611S | P/N: C310003614S |
|  |  |
| 2.5 to 4mm ² unshielded wire | 0.5 to 0.75mm ² unshielded wire |

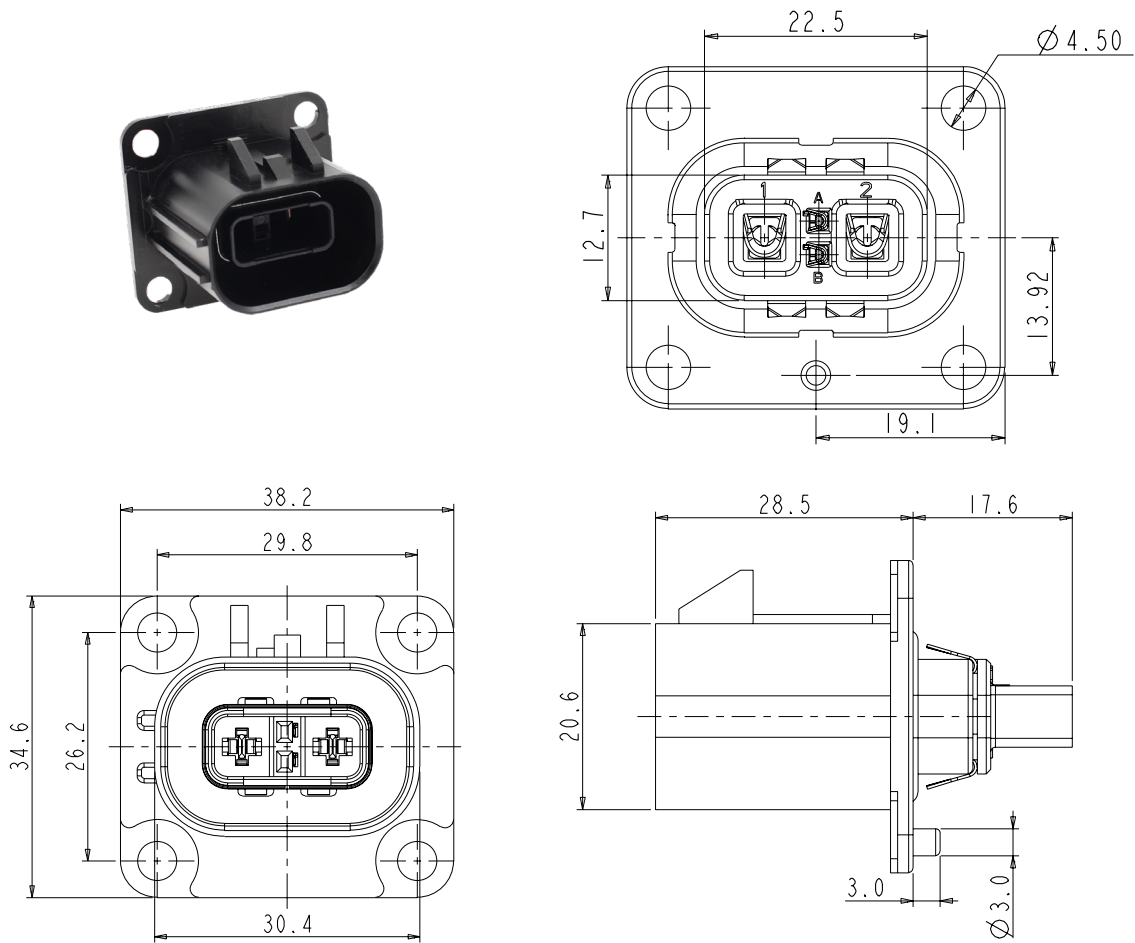
PANEL MOUNTING DIMENSION



PANEL MOUNTING DIMENSION

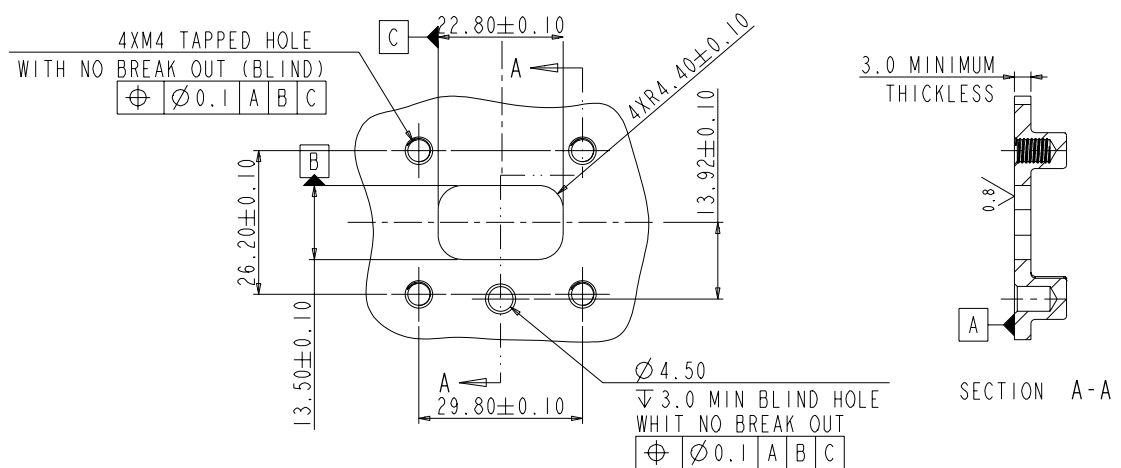
| Part number | INSERT ORIENTATIONS | | | PANEL MOUNTING DIMENSION |
|---------------|---------------------|--|--|--------------------------|
| HVSL282 032 A | | | | |
| HVSL282 032 B | | | | |
| HVSL282 032 C | | | | |
| HVSL282 032 D | | | | |
| HVSL282 032 E | | | | |
| HVSL282 032 F | | | | |

RECEPTACLE: METAL SHELL



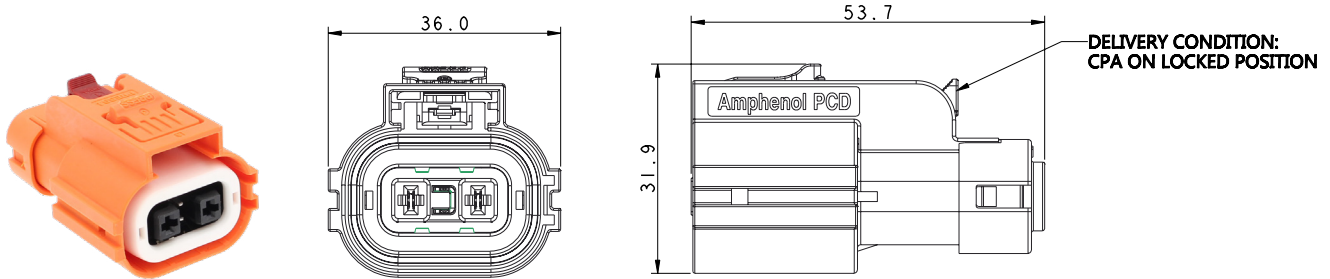
PANEL MOUNTING DIMENSION

PANEL CUT-OUT REFERENCE



Excel|Mate Eco (HVSL 282)

PLUG

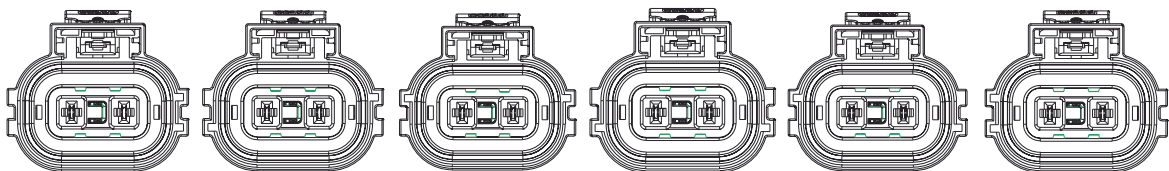


CONTACTS

All connectors do not include contacts. Please order them separately (ref: P/N below)

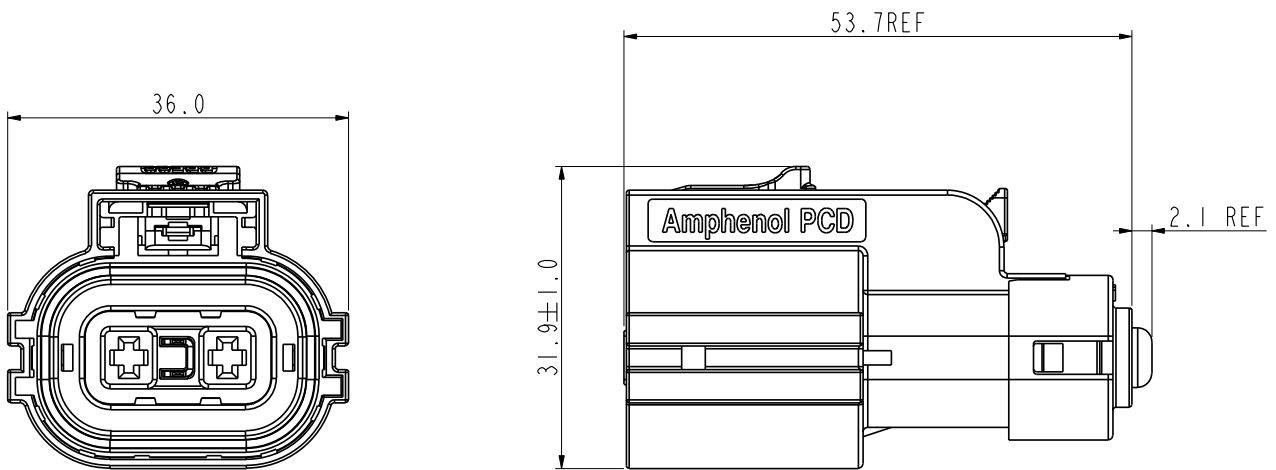
| Socket contact: crimping | HVIL contacts |
|---------------------------------------|-----------------------------|
| P/N: C310003612S | Integrated, no need to buy. |
| | |
| 2.5 to 4mm ² shielded wire | |

INSERT ORIENTATIONS



| | Coding A | Coding B | Coding C | Coding D | Coding E | Coding F |
|-----|----------------|----------------|----------------|----------------|----------------|----------------|
| P/N | HVSL282 06 2 A | HVSL282 06 2 B | HVSL282 06 2 C | HVSL282 06 2 D | HVSL282 06 2 E | HVSL282 06 2 F |

DUMMY PLUG



| | | | | | |
|-------------------------------------|--|----|---|---|---|
| | HVSL282 | 06 | 2 | N | 0 |
| Product type: | 06: Straight plug | | | | |
| Position: | 2: 2 position | | | | |
| Coding / Alternate position: | N: No coding key | | | | |
| Interlock: | 0: Without interlock 1: With interlock | | | | |

HOW TO ORDER (HVSL 282)

HOW TO ORDER: PLUG

| | HVSL282 | 06 | 2 | A | 0 | 03 | I/M |
|-------------------------------------|--------------------------------------|----|--------------------|---|---|----|-----|
| Product type: | 06: Straight plug | | | | | | |
| Position: | 2: 2 positions | | | | | | |
| Coding / Alternate position: | A: Coding A | | D: Coding D | | | | |
| | B: Coding B | | E: Coding E | | | | |
| | C: Coding C | | F: Coding F | | | | |
| HVIL: | 0: Without HVIL | | | | | | |
| | 1: With HVIL | | | | | | |
| Cable size: | 03: 2.5mm ² | | | | | | |
| | 04: 4mm ² | | | | | | |
| Wire type: | I: Individually shielded wire | | | | | | |

HOW TO ORDER: RECEPTACLES

| | | | | |
|-------------------------------------|--|--|---|---|
| | HVSL282 | 02 | 2 | A |
| Product type: | 02: Box mounted receptacle | | | |
| Position: | 2: 2 positions | | | |
| Coding / Alternate position: | A: Coding A B: Coding B C: Coding C | D: Coding D E: Coding E F: Coding F | | |

| | | | | |
|-------------------------------------|--|--|---|---|
| | HVSL282 | 03 | 2 | A |
| Product type: | 03: Blind hole mounted receptacle | | | |
| Position: | 2: 2 positions | | | |
| Coding / Alternate position: | A: Coding A B: Coding B C: Coding C | D: Coding D E: Coding E F: Coding F | | |

| | | | | | |
|-------------------------------------|--|--|---|---|---|
| | HVSL282 | 04 | 2 | A | 1 |
| Product type: | 04: Right-angle receptacle | | | | |
| Position: | 2: 2 positions | | | | |
| Coding / Alternate position: | A: Coding A B: Coding B C: Coding C | D: Coding D E: Coding E F: Coding F | | | |
| HVIL | 0: without HVIL 1: with HVIL | | | | |

| | | | | | |
|-------------------------------------|--|----|---|---|---|
| | HVSLW282 | 02 | 2 | A | 1 |
| Product type: | 02: With soldered pin for PCB board | | | | |
| Position: | 2: 2 positions | | | | |
| Coding / Alternate position: | A: Coding A B: Coding B D: Coding D | | | | |
| HVIL | 0: without HVIL 1: with HVIL | | | | |

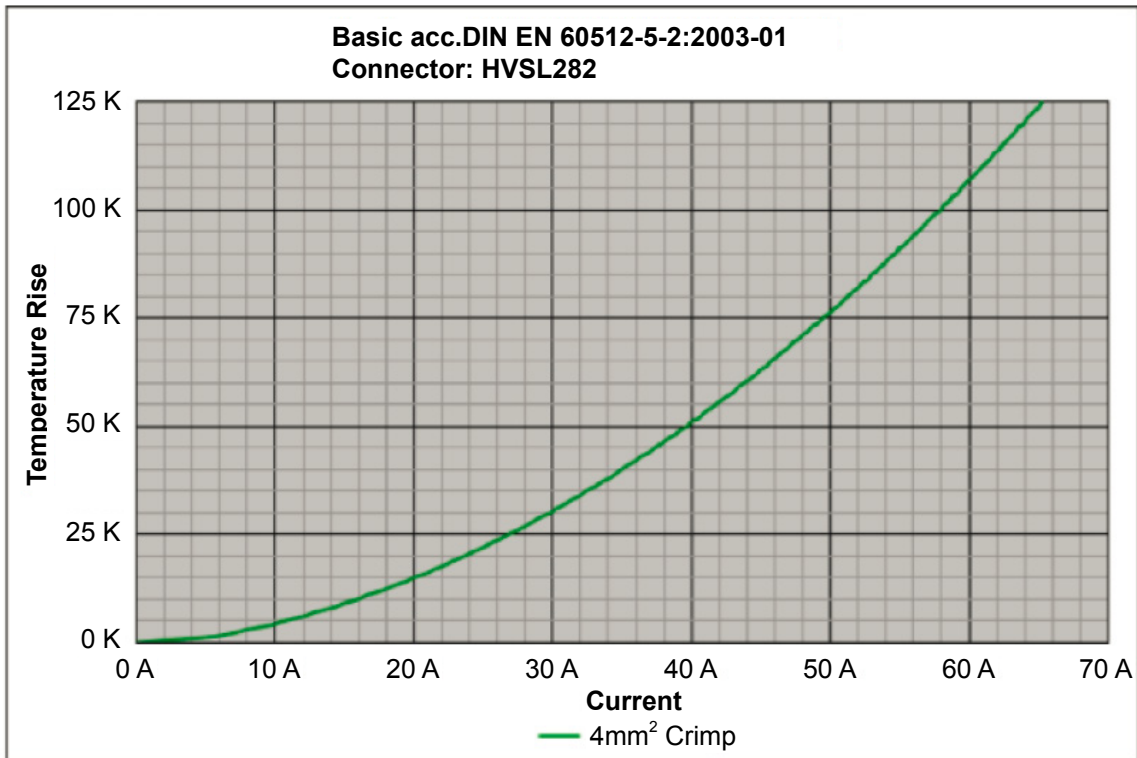
Remark: W stands for Waterproof.

RECEPTACLE: METAL SHELL

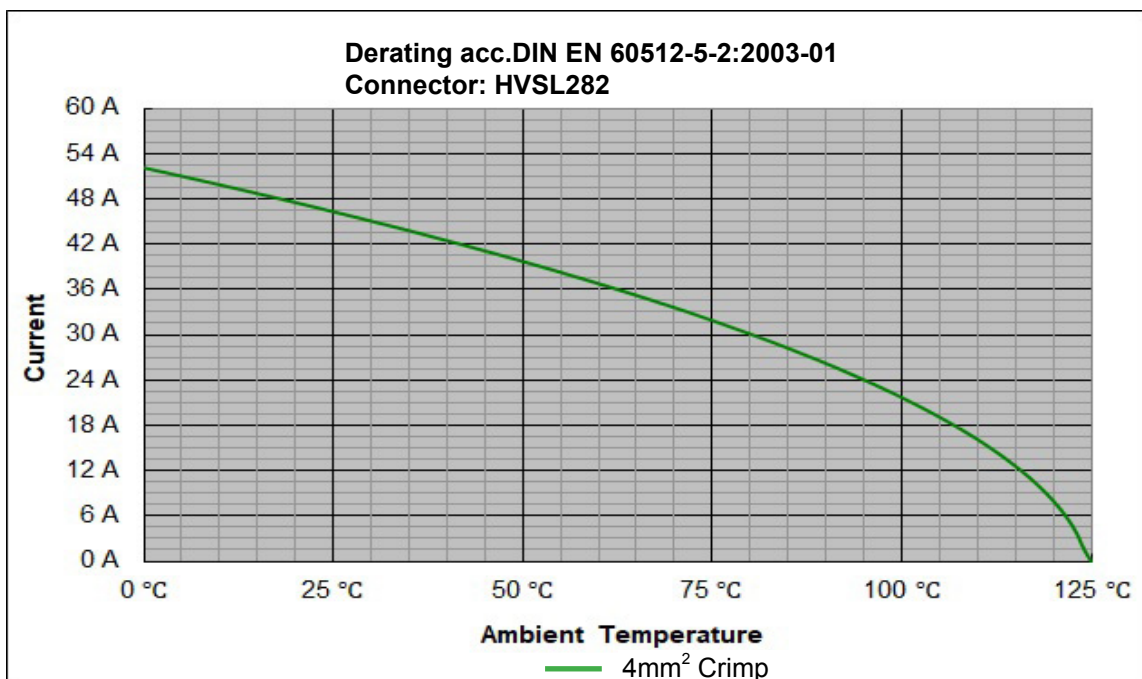
| | | | | |
|-------------------------------------|-----------------------------------|----|---|---|
| | HVSLM282 | 02 | 2 | A |
| Product type: | 02: Box mounted receptacle | | | |
| Position: | 2: 2 positions | | | |
| Coding / Alternate position: | A: Coding A | | | |

Remark: M stands for Metal.

HVSL 282 | Temperature Rise



HVSL 282 | Derating Curve



Remark: tests carried out on the complete connector.

Excel|Mate Eco (HVSL362)



HVSL362

HVSL362 is a 2 position connector with plastic housing, high voltage, integrated HVIL. It provides a current carrying capacity up to 95A and a 6 to 16mm² crimping cable.

Specially designed for DC-DC, air-conditioner, and other equipment in HEV device applications.

KEY FEATURES

Integrated internal HVIL

Current rating up to 95A @ ambient temperature 70°C

Two-stage, tool or thumb activated latching

No tool required to unmate

Sealing, IP67, IP6K9K (mated)

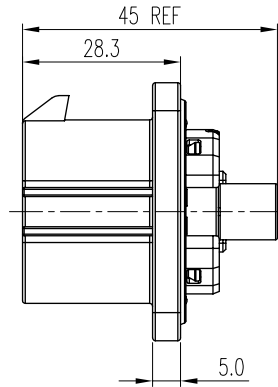
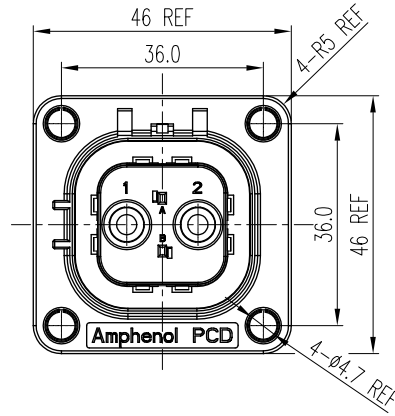
Touch-proof, IP2XB

Multiple coding positions

CPA available

| MECHANICAL | |
|--------------------------------|---|
| Durability | ≥ 50 mating cycles |
| Wire range | 6 to 16mm ² shielded wire |
| Insertion and extraction force | < 100N |
| Connection type | Crimping |
| Latching style | Two stage, finger actuated |
| HVIL | Integrated |
| CPA | Available |
| ELECTRICAL | |
| Rated voltage | 1000V DC |
| Rated current | 95A Max @ ambient temperature 70°C |
| Insulator resistance | > 100MΩ |
| Dielectric withstand voltage | 3000V AC |
| Shielding | 360° from wire to device |
| ENVIRONMENTAL | |
| Sealing | IP67, IP6K9K (mated) |
| Touch-proof | IP2XB |
| Temperature range | -40°C to 125°C |
| STANDARDS | |
| USCAR-2 | |
| USCAR-37 | |
| LV-215 | |
| RoHS | |
| MATERIAL | |
| Terminals | Copper/copper alloy with silver plating |
| Housing | PA66 + GF |

RECEPTACLE



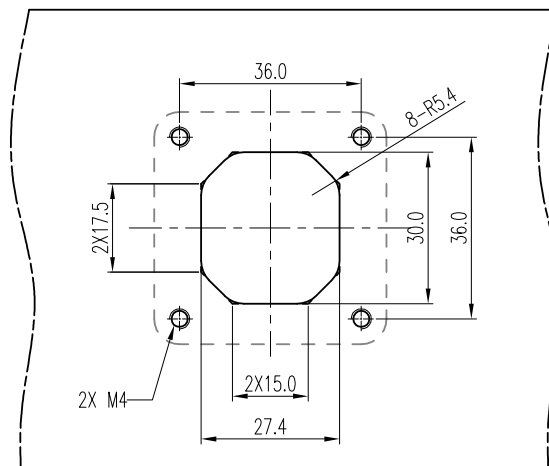
CONTACTS

All connectors do not include contacts. Please order them separately (ref: P/N below)

CONTACTS

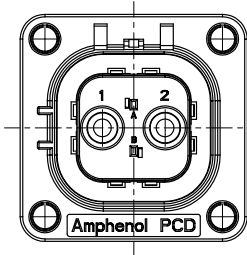
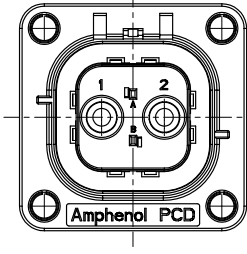
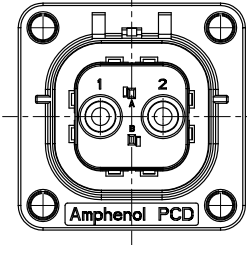
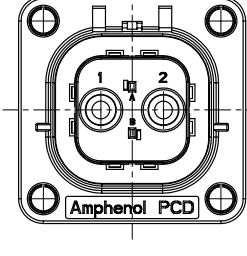
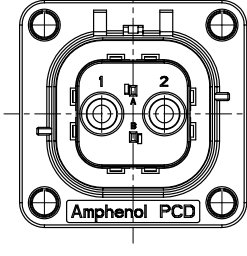
| HVIL CONTACTS | 6 to 10mm ² (Stamped) | 16mm ² (Stamped) | 16mm ² (Machined) |
|------------------|----------------------------------|-----------------------------|------------------------------|
| P/N: C310003614S | P/N: C3100235011 | P/N: P03BS00081 | P/N: P03BM00197 |
| | | | |

PANEL MOUNTING DIMENSION



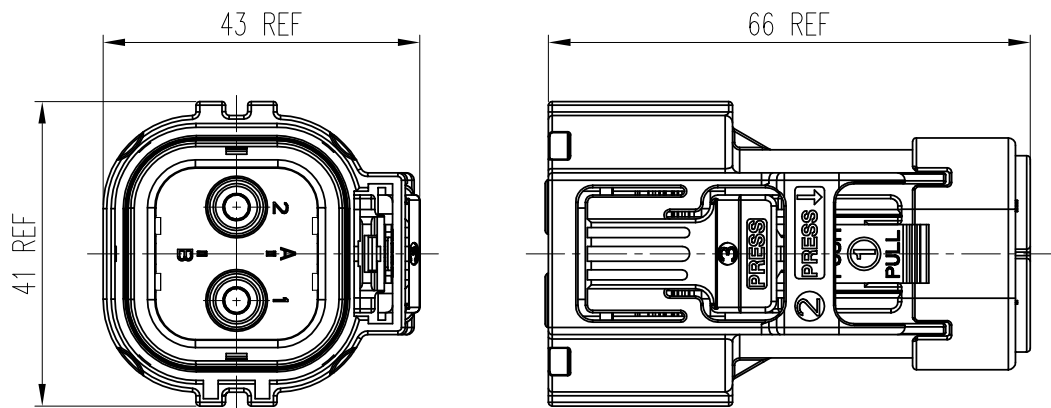
MOUNTING INTERFACE SPECIFICATION
RECOMMENDED THICKNESS:3.0mm Min

PANEL MOUNTING HOLES POSITIONS

| PART NUMBER | INSERT ORIENTATIONS |
|---------------|--|
| HVSL362 022 A |  |
| HVSL362 022 B |  |
| HVSL362 022 C |  |
| HVSL362 022 D |  |
| HVSL362 022 E |  |

Excel|Mate Eco (HVSL 362)

PLUG



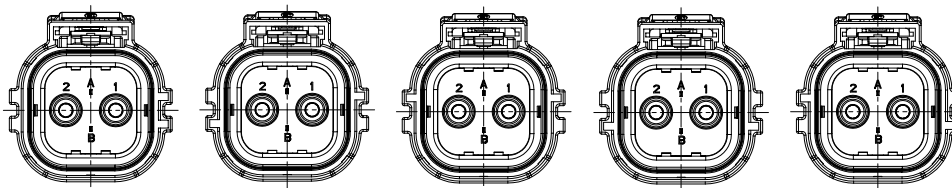
CONTACTS

All connectors do not include contacts. Please order them separately (ref: P/N below)

CONTACTS

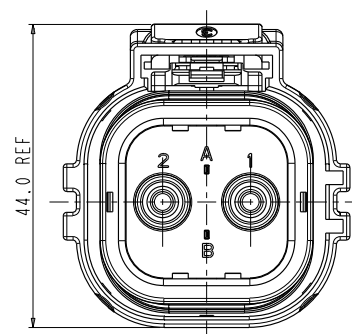
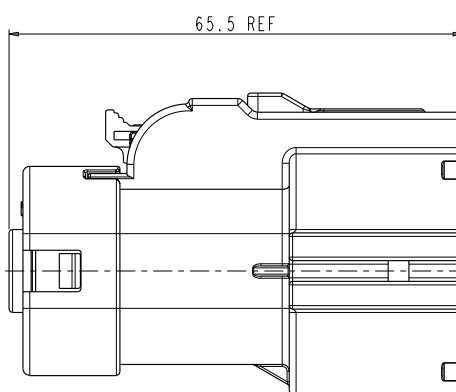
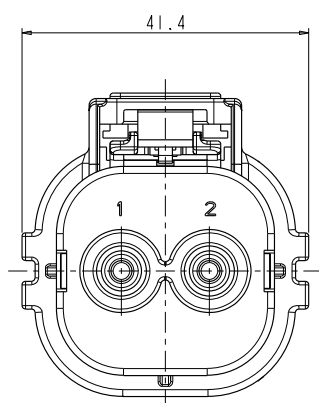
| HVIL CONTACTS | 6 to 10mm ² (Stamped) | 16mm ² (Stamped) | 16mm ² (Machined) |
|-----------------------------|----------------------------------|-----------------------------|------------------------------|
| | P/N: C3100235021 | P/N: P03BS00080 | P/N: P03BM00196 |
| Integrated, no need to buy. | | | |

INSERT ORIENTATIONS



| | Coding A | Coding B | Coding C | Coding D | Coding E |
|-----|---------------|---------------|---------------|---------------|---------------|
| P/N | HVSL362 062 A | HVSL362 062 B | HVSL362 062 C | HVSL362 062 D | HVSL362 062 E |

DUMMY PLUG



| | | | | | | |
|-------------------------------------|---|----|---|---|---|----|
| | HVSL362 | 06 | 2 | A | 0 | S4 |
| Product type: | 06: Straight plug | | | | | |
| Position: | 2: 2 position | | | | | |
| Coding / Alternate position: | A: Coding A D: Coding D B: Coding B E: Coding E C: Coding C | | | | | |
| Interlock: | 0: Without interlock 1: With interlock | | | | | |
| Dummy plug: | S4 | | | | | |

HOW TO ORDER (HVSL 362)

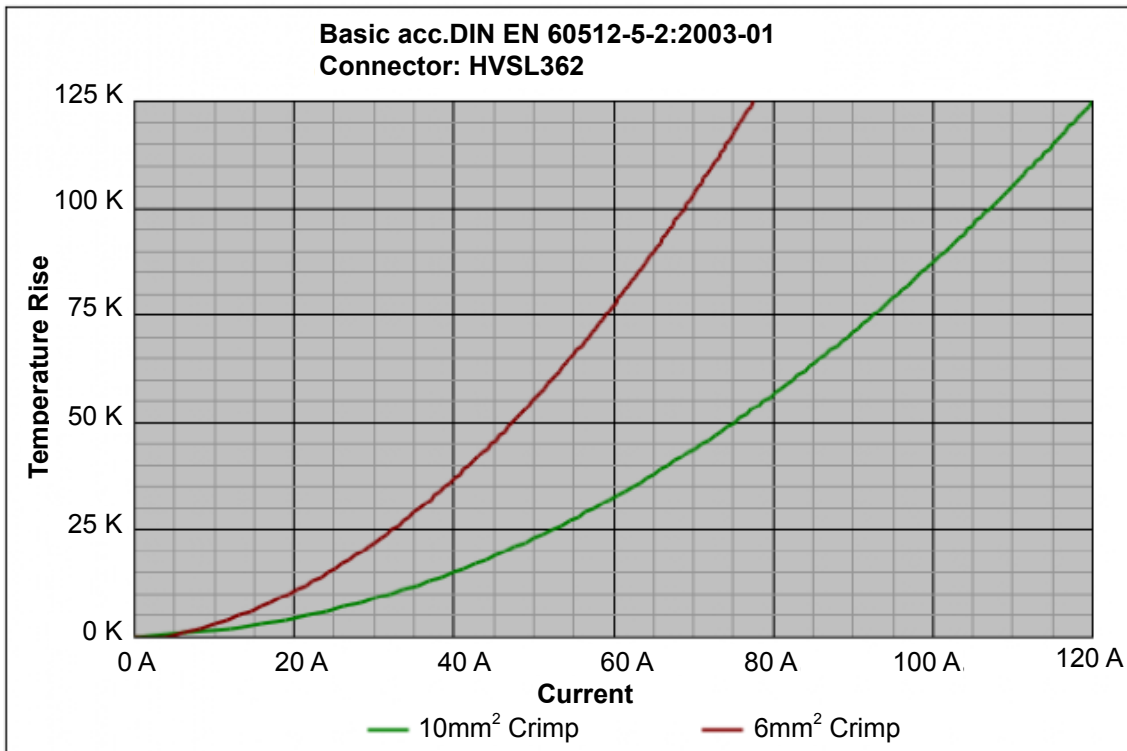
HOW TO ORDER: PLUG

| | HVSL362 | 06 | 2 | A | 0 | 06 | I |
|-------------------------------------|--|----|---|---|---|----|---|
| Product type: | 06: Straight plug | | | | | | |
| Position: | 2: 2 positions | | | | | | |
| Coding / Alternate position: | A: Coding A B: Coding B C: Coding C D: Coding D E: Coding E | | | | | | |
| Interlock: | 0: Without interlock 1: With interlock | | | | | | |
| Cable size: | 06: 6mm ² 10: 10mm ² 16: 16mm ² | | | | | | |
| Wire type: | I: Individually shielded wire | | | | | | |

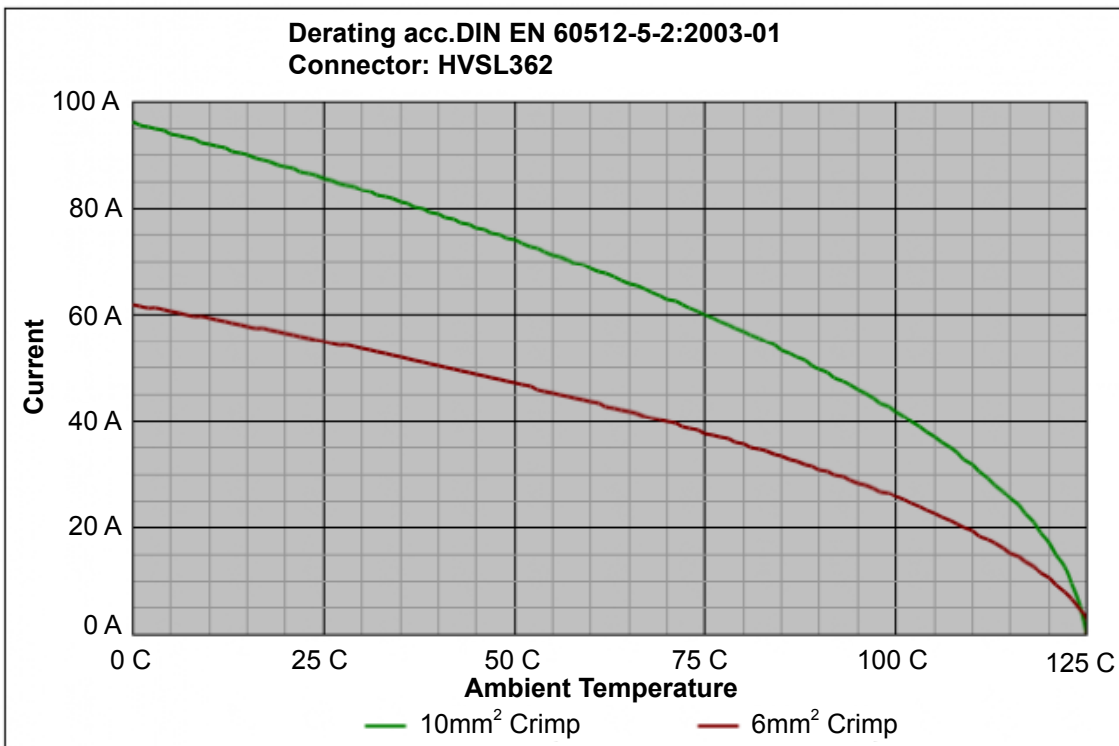
HOW TO ORDER: RECEPTACLE

| | HVSL362 | 02 | 2 | A |
|-------------------------------------|--|----|---|---|
| Product type: | 02: Box mounted receptacle | | | |
| Position: | 2: 2 positions | | | |
| Coding / Alternate position: | A: Coding A B: Coding B C: Coding C D: Coding D E: Coding E | | | |

HVSL 362 | Temperature Rise



HVSL 362 | Derating Curve



Remark: tests carried out on the complete connector.

Excel|Mate Eco (HVSL 364)

Excel|Mate Eco (HVSL364) - 3 to 4 pins



HVSL364

HVSL364 is a 3 to 4 position connector with plastic housing, high voltage, integrated HVIL. It provides a current carrying capacity up to 80A and 2.5 to 16mm² crimping cable.

Specially designed for DC-DC, air-conditioner, and other equipment in HEV device applications.

KEY FEATURES

Integrated internal HVIL

Current rating up to 80A@ ambient temperature 70°C

Two-stage, tool or thumb activated latching

No tool required to unmate

Sealing, IP67, IP6K9K (mated)

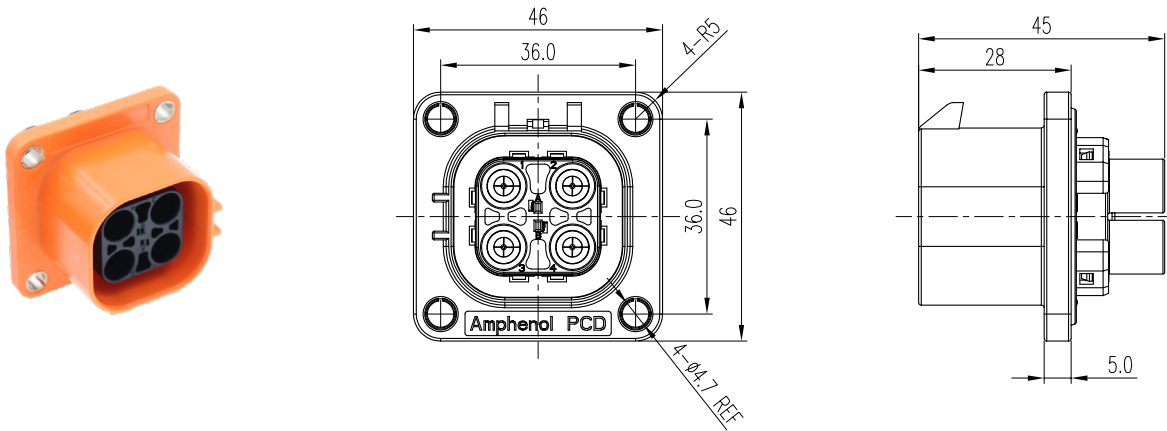
Touch-proof, IP2XB

Multiple coding positions

CPA available

| MECHANICAL | |
|--------------------------------|--|
| Durability | ≥ 50 mating cycles |
| Wire range | |
| • Standard | 2.5 to 16mm ² shielded wire |
| • Inline | 2.5mm ² to 6AWG shielded wire |
| Insertion and extraction force | < 100N |
| Connection type | Crimping |
| Latching style | Two stage, finger actuated |
| HVIL | Integrated |
| CPA | Available |
| ELECTRICAL | |
| Rated voltage | 1000V AC&DC |
| Rated current | 80A Max @ ambient temperature 70°C |
| Insulator resistance | > 100MΩ |
| Dielectric withstand voltage | 3000V AC |
| Shielding | 360° from wire to device |
| ENVIRONMENTAL | |
| Sealing | IP67, IP6K9K (mated) |
| Touch-proof | IP2XB |
| Temperature range | -40°C to 125°C |
| STANDARDS | |
| USCAR-2 | |
| USCAR-37 | |
| LV-215 | |
| RoHS | |
| MATERIAL | |
| Terminals | Copper/copper alloy with silver plating |
| Housing | PA66 + GF |

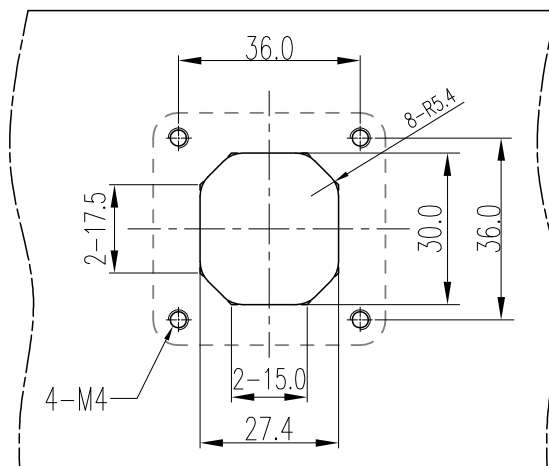
RECEPTACLE



CONTACTS

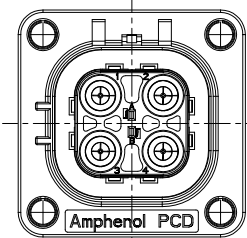
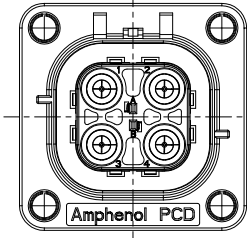
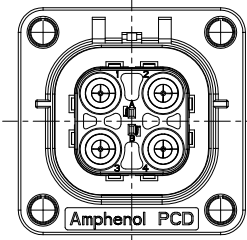
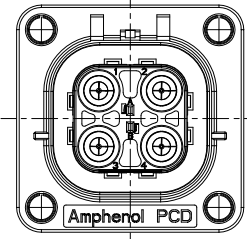
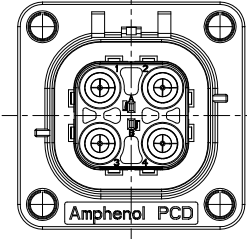
| All connectors do not include contacts. Please order them separately (ref: P/N below) | | | | |
|---|-----------------------------|---|------------------|--------------------|
| CONTACTS (Pin contact) | | | | |
| HVIL CONTACTS | 6mm ² (Machined) | 6mm ² (Stamped) | 4mm ² | 2.5mm ² |
| P/N: C310003614S | P/N: C200012101 | P/N: C310026000 | P/N: C310026004 | P/N: C310026006 |
| | | | | |
| 6 to 10mm ² (Stamped) | 16mm ² (Stamped) | Availability in terms of wire range | | |
| P/N: C3100235011 | P/N: P03BS00081 | 2.5mm² to 16mm² 3 to 4 PINS available | | |
| | | | | |

PANEL MOUNTING DIMENSION

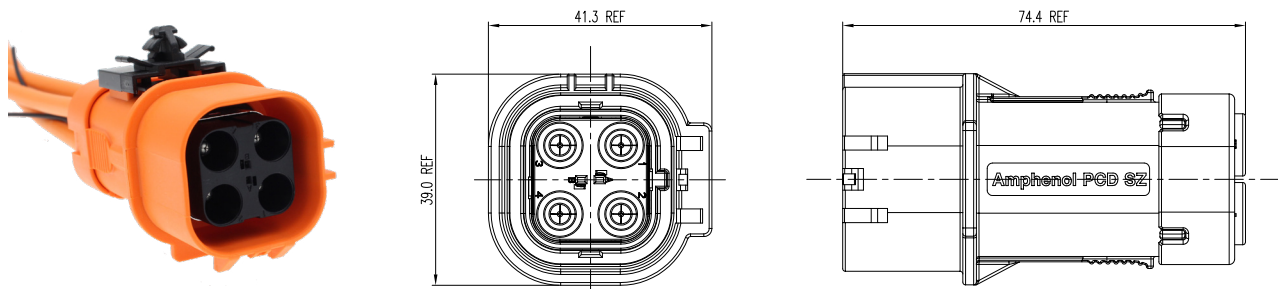


MOUNTING INTERFACE SPECIFICATION
RECOMMENDED THICKNESS: 3.0mm Min

PANEL MOUNTING HOLES POSITIONS

| PART NUMBER | INSERT ORIENTATIONS |
|---|--|
| <p>HVSL364 024 A (2.5 to 6mm²)</p> <p>HVSL364 024 A S11 (10 to 16mm²)</p> |  |
| <p>HVSL364 024 B (2.5 to 6mm²)</p> <p>HVSL364 024 B S11 (10 to 16mm²)</p> |  |
| <p>HVSL364 024 C (2.5 to 6mm²)</p> <p>HVSL364 024 C S11 (10 to 16mm²)</p> |  |
| <p>HVSL364 024 D (2.5 to 6mm²)</p> <p>HVSL364 024 D S11 (10 to 16mm²)</p> |  |
| <p>HVSL364 024 E (2.5 to 6mm²)</p> <p>HVSL364 024 E S11 (10 to 16mm²)</p> |  |

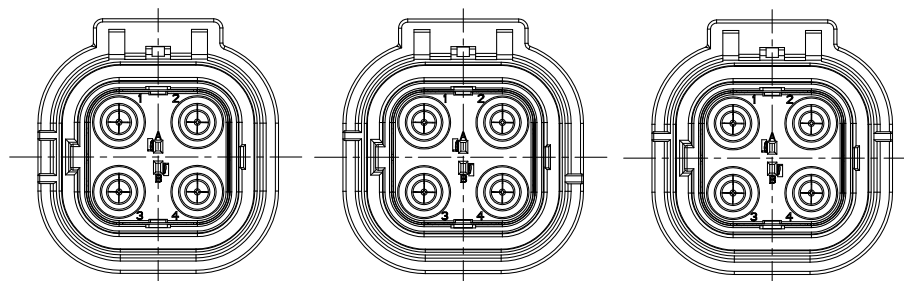
RECEPTACLE IN-LINE



CONTACTS

| All connectors do not include contacts. Please order them separately (ref: P/N below) | | | | |
|---|-----------------------------|---|------------------|--------------------|
| CONTACTS (Pin contact) | | | | |
| HVIL CONTACTS | 6mm ² (Machined) | 6mm ² (Stamped) | 4mm ² | 2.5mm ² |
| P/N: C310003614S | P/N: C200012101 | P/N: C310026000 | P/N: C310026004 | P/N: C310026006 |
| | | | | |
| 6 to 10mm ² (Stamped) | 6AWG (Stamped) | Availability in terms of wire range | | |
| P/N: C3100235011 | P/N: P03BS00081 | 2.5mm² to 6mm² 4 PINS only | | |
| | | 10mm² to 13.3mm² (6AWG) 3 and 4 PINS both available | | |

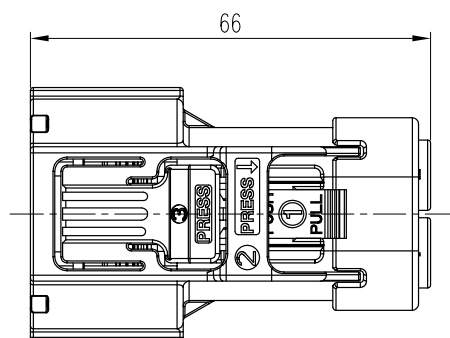
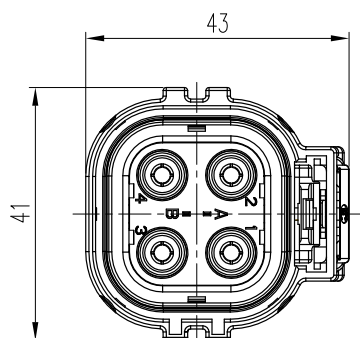
INSERT ORIENTATIONS



| | Coding A | Coding B | Coding C |
|-----|---|---|---|
| P/N | HVSL364 014 A 103IS1 (2.5mm ²) | HVSL364 014 B 103IS1 (2.5mm ²) | HVSL364 014 C 103IS1 (2.5mm ²) |
| | HVSL364 014 A XXXI (4 to 6mm ²) | HVSL364 014 B XXXI (4 to 6mm ²) | HVSL364 014 C XXXI (4 to 6mm ²) |
| | HVSL364 014 A XXXIS11 (10mm ² , 6AWG) | HVSL364 014 B XXXIS11 (10mm ² , 6AWG) | HVSL364 014 C XXXIS11 (10mm ² , 6AWG) |

Excel|Mate Eco (HVSL 364)

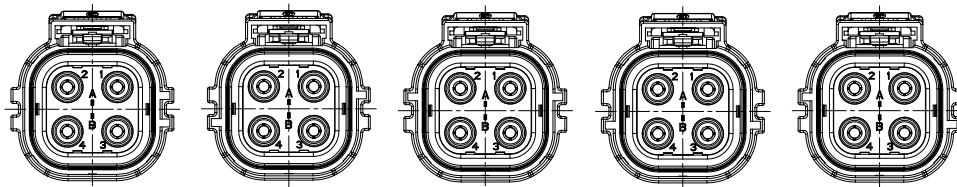
PLUG



CONTACTS

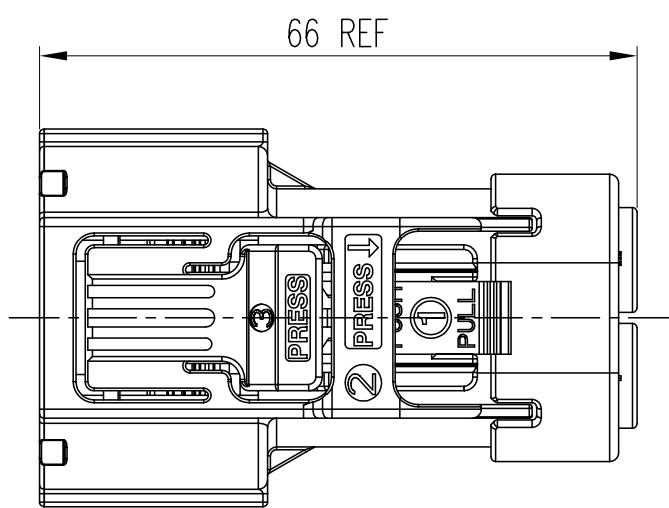
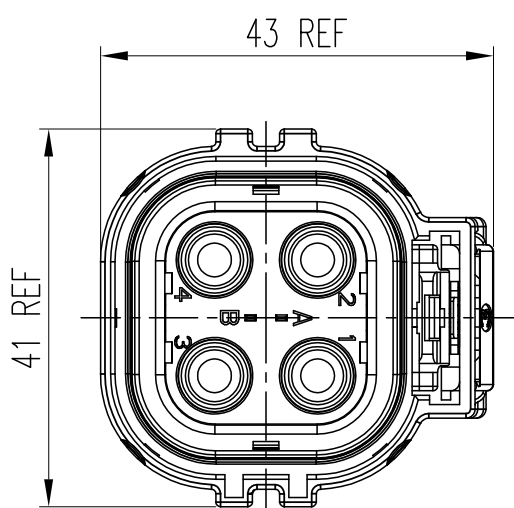
| All connectors do not include contacts. Please order them separately (ref: P/N below) | | | | |
|---|-----------------------------|---|------------------|--------------------|
| CONTACTS (Socket contact) | | | | |
| HVIL CONTACTS | 6mm ² (Machined) | 6mm ² (Stamped) | 4mm ² | 2.5mm ² |
| Integrated, no need to buy. - | P/N: C200012102 | P/N: C310026001 | P/N: C310026005 | P/N: C310026007 |
| | | | | |
| 6 to 10mm ² (Stamped) | 16mm ² (Stamped) | Availability in terms of wire range | | |
| P/N: C3100235021 | P/N: P03BS00080 | 2.5mm ² to 6mm ² 4 PINS only | | |
| | | 10mm ² to 16mm ² 3 and 4 PINS both available | | |

INSERT ORIENTATIONS



| | Coding A | Coding B | Coding C | Coding D | Coding E |
|-----|--|--|--|--|--|
| P/N | HVSL364 064 A XXXI (2.5 to 6mm ²) | HVSL364 064 B XXXI (2.5 to 6mm ²) | HVSL364 064 C XXXI (2.5 to 6mm ²) | HVSL364 064 D XXXI (2.5 to 6mm ²) | HVSL364 064 E XXXI (2.5 to 6mm ²) |
| | HVSL364 064 A XXXIS11 (10 to 16mm ²) | HVSL364 064 B XXXIS11 (10 to 16mm ²) | HVSL364 064 C XXXIS11 (10 to 16mm ²) | HVSL364 064 D XXXIS11 (10 to 16mm ²) | HVSL364 064 E XXXIS11 (10 to 16mm ²) |

DUMMY PLUG



| | | | | | |
|-------------------------------------|---------|----|---|---|----|
| | HVSL364 | 06 | 4 | A | S5 |
| Product type: | | | | | |
| 06: Straight plug | | | | | |
| Position: | | | | | |
| 4: 4 position | | | | | |
| Coding / Alternate position: | | | | | |
| A: Coding A D: Coding D | | | | | |
| B: Coding B E: Coding E | | | | | |
| C: Coding C | | | | | |
| Dummy plug: | | | | | |
| S5 | | | | | |

HOW TO ORDER (HVSL 364)

HOW TO ORDER: PLUG with wire range $\leq 6\text{mm}^2$

| | | HVSL364 | 06 | 4 | A | 0 | 03 | I |
|-------------------------------------|--|---------|----|---|---|---|----|---|
| Product type: | 06: Straight plug | | | | | | | |
| Position: | 4: 4 position | | | | | | | |
| Coding / Alternate position: | A: Coding A B: Coding B C: Coding C D: Coding D E: Coding E | | | | | | | |
| Interlock: | 0: Without interlock 1: With interlock | | | | | | | |
| Cable size: | 03: 2.5mm^2 04: 4mm^2 06: 6mm^2 | | | | | | | |
| Wire type: | I: Individually shielded wire | | | | | | | |

HOW TO ORDER: RECEPTACLE with wire range $\leq 6\text{mm}^2$

| | | HVSL364 | 02 | 4 | A | | | |
|-------------------------------------|--|---------|----|---|---|--|--|--|
| Product type: | 02: Box mounted receptacle | | | | | | | |
| Position: | 4: 4 positions | | | | | | | |
| Coding / Alternate position: | A: Coding A B: Coding B C: Coding C D: Coding D E: Coding E | | | | | | | |

| | | HVSL364 | 01 | 4 | A | 1 | 03 | I |
|-------------------------------------|---|---------|----|---|---|---|----|---|
| Product type: | 01: In-line | | | | | | | |
| Position: | 4: 4 position | | | | | | | |
| Coding / Alternate position: | A: Coding A B: Coding B C: Coding C | | | | | | | |
| Interlock: | 1: With interlock | | | | | | | |
| Cable size: | 03: 2.5mm^2 04: 4mm^2 06: 6mm^2 | | | | | | | |
| Wire type: | I: Individually shielded wire | | | | | | | |

HOW TO ORDER: PLUG with wire range $\geq 10\text{mm}^2$

| | HVSL364 | 06 | 3 | A | 0 | 10 | I | S11 |
|-------------------------------------|--|----|---|---|---|----|---|-----|
| Product type: | 06: Straight plug | | | | | | | |
| Position: | 3: 3 position 4: 4 position | | | | | | | |
| Coding / Alternate position: | A: Coding A B: Coding B C: Coding C D: Coding D E: Coding E | | | | | | | |
| Interlock: | 0: Without interlock 1: With interlock | | | | | | | |
| Cable size: | 10: 10mm^2 13: 13.3mm^2 (6AWG) 16: 16mm^2 | | | | | | | |
| Wire type: | I: Individually shielded wire | | | | | | | |
| Specialisation: | S11: Specialisation | | | | | | | |

HOW TO ORDER: RECEPTACLE with wire range $\geq 10\text{mm}^2$

| | HVSL364 | 02 | 4 | A | S11 |
|-------------------------------------|--|----|---|---|-----|
| Product type: | 02: Box mounted receptacle | | | | |
| Position: | 4: 4 positions | | | | |
| Coding / Alternate position: | A: Coding A B: Coding B C: Coding C D: Coding D E: Coding E | | | | |
| Specialisation: | S11: Specialisation | | | | |

| | HVSL364 | 01 | 4 | A | 1 | 10 | I | S11 |
|-------------------------------------|---|----|---|---|---|----|---|-----|
| Product type: | 01: In-line | | | | | | | |
| Position: | 3: 3 position 4: 4 position | | | | | | | |
| Coding / Alternate position: | A: Coding A B: Coding B C: Coding C | | | | | | | |
| Interlock: | 1: With interlock | | | | | | | |
| Cable size: | 10: 10mm^2 13: 13.3mm^2 (6AWG) | | | | | | | |
| Wire type: | I: Individually shielded wire | | | | | | | |
| Specialization: | S11: Specialisation | | | | | | | |

EXCEL | MATE Eco (HVSL365 5 PIN connector)



HVSL365

HVSL365 is a 5 position connector with plastic housing, high voltage, integrated HVIL. It provides a current carrying capacity up to 40A and 2.5 to 6mm² crimping cable. The two signal contacts offer a rated current up to 5A and 0.5 to 0.75mm² crimping cable.

Specially designed for DC-DC, air-conditioner, and other equipment in HEV device applications.

KEY FEATURES

Integrated internal HVIL

Current rating up to 40A @ ambient temperature 70°C

Two-stage, tool or thumb activated latching

No tool required to unmate

Sealing, IP67, IP6K9K (mated)

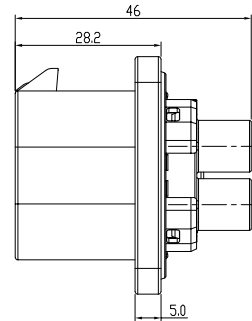
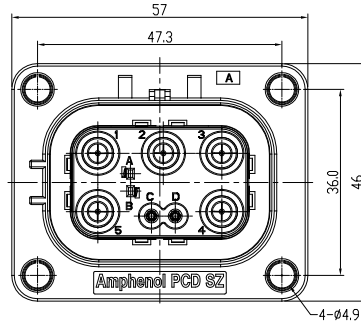
Touch-proof, IP2XB

Multiple coding positions

CPA available

| MECHANICAL | |
|--------------------------------|---|
| Durability | ≥ 50 mating cycles |
| Wire range | 2.5 to 6mm ² shielded wire |
| Insertion and extraction force | < 100N |
| Connection type | Crimping |
| Latching style | Two stage, finger actuated |
| HVIL | Integrated |
| CPA | Available |
| ELECTRICAL | |
| Rated voltage | 1000V DC |
| Rated current | 40A Max @ ambient temperature 70°C Signal contacts: 5A |
| Insulator resistance | > 100MΩ |
| Dielectric withstand voltage | 3000V AC |
| Shielding | 360° from wire to device |
| ENVIRONMENTAL | |
| Sealing | IP67, IP6K9K (mated) |
| Touch-proof | IP2XB |
| Temperature range | -40°C to 125°C |
| STANDARDS | |
| USCAR-2 | |
| USCAR-37 | |
| LV-215 | |
| RoHS | |
| MATERIAL | |
| Terminals | Copper/copper alloy with silver plating |
| Housing | PA66 + GF |

RECEPTACLE



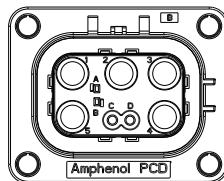
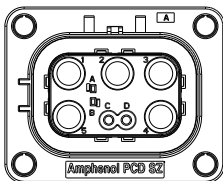
CONTACTS

All connectors do not include contacts. Please order them separately (ref: P/N below)

CONTACTS (Pin contact)

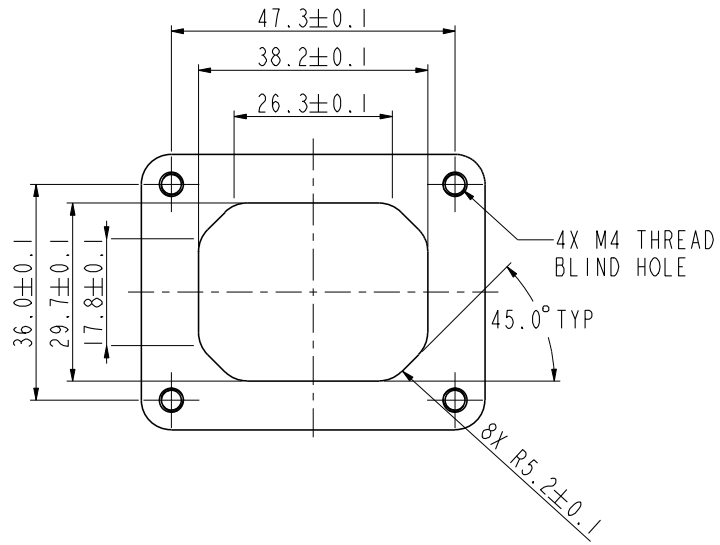
| HVIL contacts | 2.5mm ² | 4 to 6mm ² | Signal contacts |
|------------------|--------------------|-----------------------|------------------|
| P/N: C310003614S | P/N: C310026002 | P/N: C310026000 | P/N: LVRC20SC01S |
| | | | |

INSERT ORIENTATIONS



| | Coding A | Coding B |
|-----|---------------|---------------|
| P/N | HVSL365 025 A | HVSL365 025 B |

PANEL MOUNTING DIMENSION

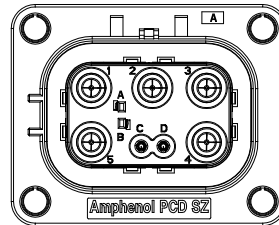


PANEL MOUNTING HOLES POSITIONS

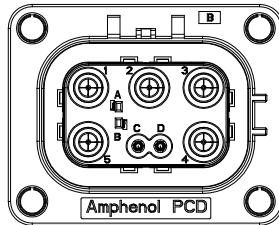
PART NUMBER

INSERT ORIENTATIONS

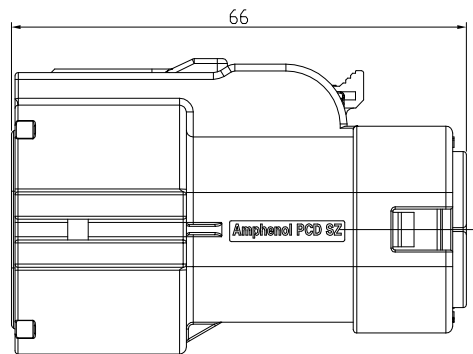
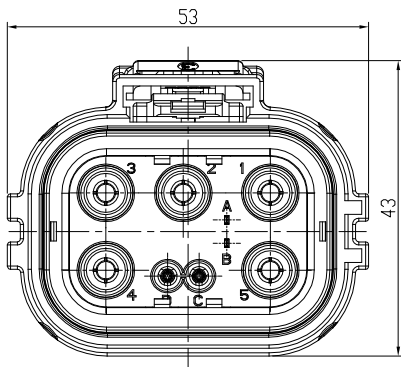
HVSL365 025 A



HVSL365 025 B



PLUG



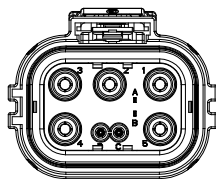
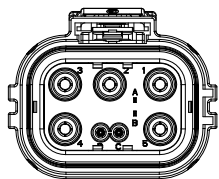
CONTACTS

All connectors do not include contacts. Please order them separately (ref: P/N below)

CONTACTS (Socket contact)

| HVIL CONTACTS | 2.5mm ² | 4 to 6mm ² | Signal contacts |
|-----------------------------|--------------------|-----------------------|-------------------|
| Integrated, no need to buy. | P/N: C310026003 | P/N: C310026001 | P/N: L17D3D475T75 |
| | | | |

INSERT ORIENTATIONS



| | Coding A | Coding B |
|-----|--------------------|--------------------|
| P/N | HVSL365 065 A XXXI | HVSL365 065 B XXXI |

HOW TO ORDER (HVSL 365)

HOW TO ORDER: PLUG

| | | HVSL365 | 06 | 5 | A | 0 | 04 | I |
|-------------------------------------|---|---------|----|---|---|---|----|---|
| Product type: | 06: Straight plug | | | | | | | |
| Position: | 5: 5 position | | | | | | | |
| Coding / Alternate position: | A: Coding A B: Coding B | | | | | | | |
| Interlock: | 0: Without interlock 1: With interlock | | | | | | | |
| Cable size: | 03: 2.5mm ² 04: 4mm ² 06: 6mm ² | | | | | | | |
| Wire type: | I: Individually shielded wire | | | | | | | |

HOW TO ORDER: RECEPTACLE

| | | HVSL365 | 02 | 5 | A |
|-------------------------------------|--|---------|----|---|---|
| Product type: | 02: Box mounted receptacle | | | | |
| Position: | 5: 5 positions | | | | |
| Coding / Alternate position: | A: Coding A B: Coding B | | | | |

EXCEL | MATE Eco (HVSL366)



HVSL366

HVSL366 is a 6 position connector with plastic housing, high voltage, integrated HVIL. It provides a current carrying capacity up to 40A and 2.5 to 6mm² crimping cable.

Specially designed for DC-DC, air-conditioner, and other equipment in HEV device applications.

KEY FEATURES

Integrated internal HVIL

Current rating up to 40A@ ambient temperature 70°C

Two-stage, tool or thumb activated latching

No tool required to unmate

Sealing, IP67, IP6K9K (mated)

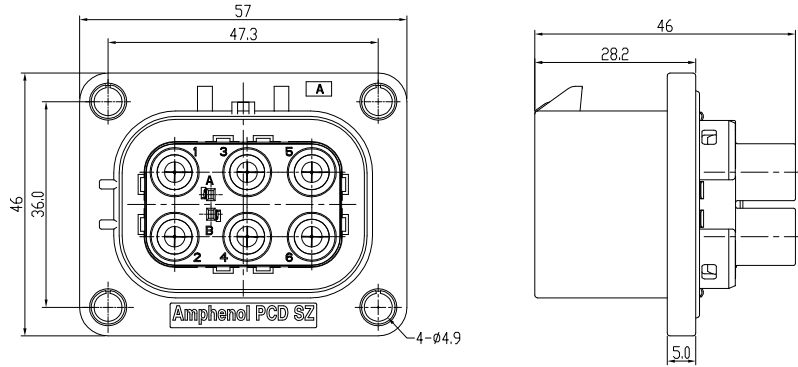
Touch-proof, IP2XB

Multiple coding positions

CPA available

| MECHANICAL | |
|--------------------------------|---|
| Durability | ≥ 50 mating cycles |
| Wire range | 2.5 to 6mm ² shielded wire |
| Insertion and extraction force | < 100N |
| Connection type | Crimping |
| Latching style | Two stage, finger actuated |
| HVIL | Integrated |
| CPA | Available |
| ELECTRICAL | |
| Rated voltage | 1000V DC |
| Rated current | 40A Max @ ambient temperature 70°C |
| Insulator resistance | > 100MΩ |
| Dielectric withstand voltage | 3000V AC |
| Shielding | 360° from wire to device |
| ENVIRONMENTAL | |
| Sealing | IP67, IP6K9K (mated) |
| Touch-proof | IP2XB |
| Temperature range | -40°C to 125°C |
| STANDARDS | |
| USCAR-2 | |
| USCAR-37 | |
| LV-215 | |
| RoHS | |
| MATERIAL | |
| Terminals | Copper/copper alloy with silver plating |
| Housing | PA66 + GF |

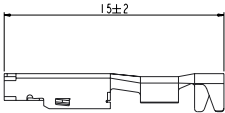
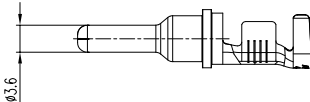
RECEPTACLE



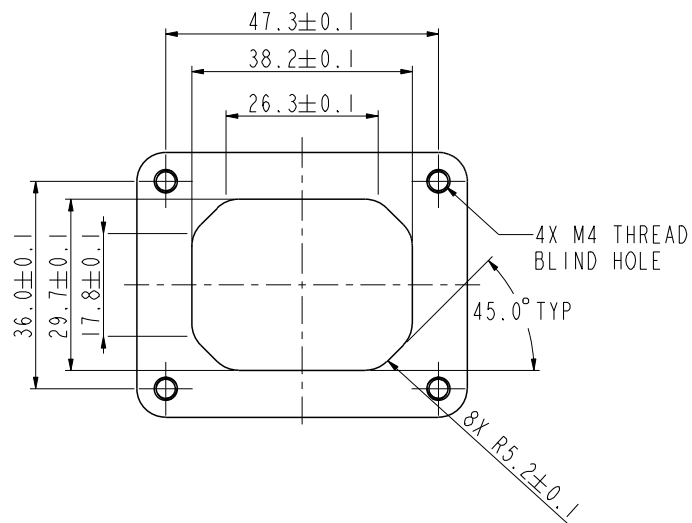
CONTACTS

All connectors do not include contacts. Please order them separately (ref: P/N below)

CONTACTS (Pin contact)

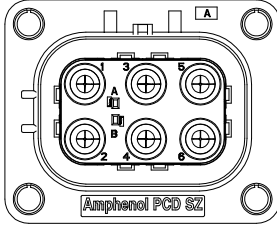
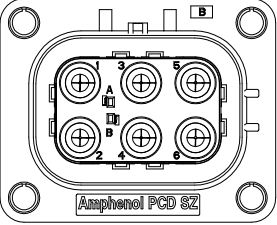
| HVIL contacts | 2.5mm ² | 4 to 6mm ² |
|---|--|-----------------------|
| P/N: C310003614S | P/N: C310026002 | P/N: C310026000 |
|  |  | |

PANEL MOUNTING DIMENSION

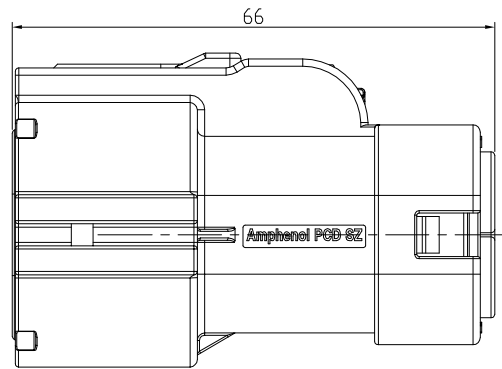
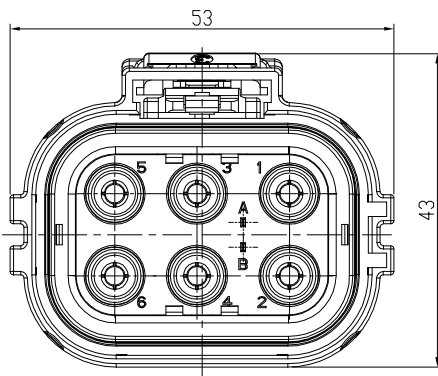


MOUNTING INTERFACE SPECIFICATION
RECOMMENDED THICKNESS: 3.0mm Min

PANEL MOUNTING HOLES POSITIONS

| PART NUMBER | INSERT ORIENTATIONS |
|---------------|---|
| HVSL366 026 A |  <p>The diagram shows a top view of the HVSL366 026 A connector. It features a square housing with four mounting holes at the corners. The central area contains six circular terminals arranged in two rows of three. The top row terminals are labeled 1, 3, and 5 from left to right. The bottom row terminals are labeled 2, 4, and 6 from left to right. Two labels, 'A' and 'B', are positioned between the rows of terminals. Label 'A' is located between terminals 1 and 3, and label 'B' is located between terminals 2 and 4. The text 'Amphenol PCD SZ' is printed at the bottom of the connector housing.</p> |
| HVSL366 026 B |  <p>The diagram shows a top view of the HVSL366 026 B connector. It features a square housing with four mounting holes at the corners. The central area contains six circular terminals arranged in two rows of three. The top row terminals are labeled 1, 3, and 5 from left to right. The bottom row terminals are labeled 2, 4, and 6 from left to right. Two labels, 'A' and 'B', are positioned between the rows of terminals. Label 'A' is located between terminals 1 and 3, and label 'B' is located between terminals 2 and 4. The text 'Amphenol PCD SZ' is printed at the bottom of the connector housing.</p> |

PLUG

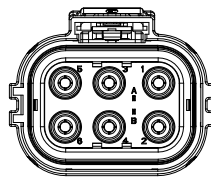
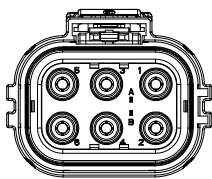


CONTACTS

All connectors do not include contacts. Please order them separately (ref: P/N below)

| CONTACTS (Socket contact) | | |
|-----------------------------|--------------------|-----------------------|
| HVIL CONTACTS | 2.5mm ² | 4 to 6mm ² |
| Integrated, no need to buy. | P/N: C310026003 | P/N: C310026001 |
| | | |

INSERT ORIENTATIONS



| | Coding A | Coding B |
|-----|--------------------|--------------------|
| P/N | HVSL366 066 A XXXI | HVSL366 066 B XXXI |

HOW TO ORDER: PLUG

| | HVSL366 | 06 | 6 | A | 0 | 04 | I |
|-------------------------------------|---|----|---|---|---|----|---|
| Product type: | 06: Straight plug | | | | | | |
| Position: | 6: 6 position | | | | | | |
| Coding / Alternate position: | A: Coding A B: Coding B | | | | | | |
| Interlock: | 0: Without interlock 1: With interlock | | | | | | |
| Cable size: | 03: 2.5mm ² 04: 4mm ² 06: 6mm ² | | | | | | |
| Wire type: | I: Individually shielded wire | | | | | | |

HOW TO ORDER: RECEPTACLE

| | HVSL366 | 02 | 6 | A |
|-------------------------------------|--|----|---|---|
| Product type: | 02: Box mounted receptacle | | | |
| Position: | 6: 6 positions | | | |
| Coding / Alternate position: | A: Coding A B: Coding B | | | |

EXCEL | MATE Metal (HVSL5 600)

EXCEL | MATE Metal: 2 PIN & 3 PIN CONNECTOR



EXCEL | MATE Metal

EXCEL | MATE Metal is a 2 pin and 3 pin connector with current carrying capacity from 80 to 120A and 16 to 25mm² crimping cable.

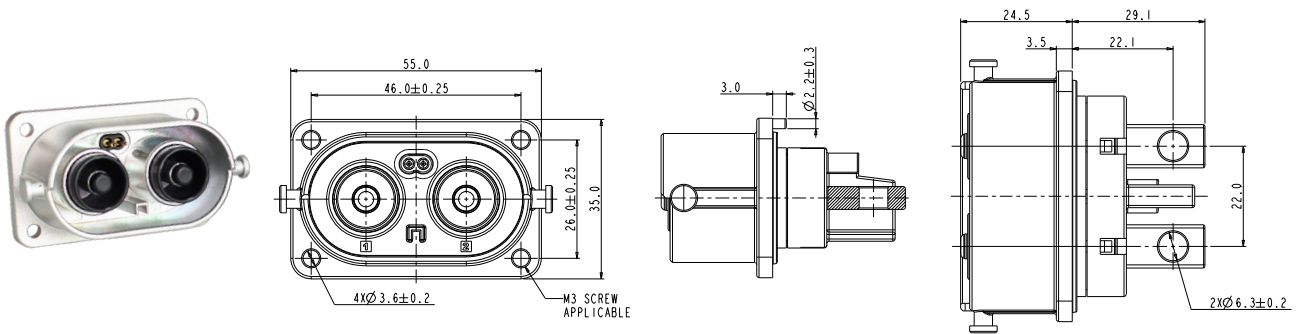
Specially designed for battery, inverters, junction boxes, power distribution boxes and others HEV devices' equipment.

KEY FEATURES

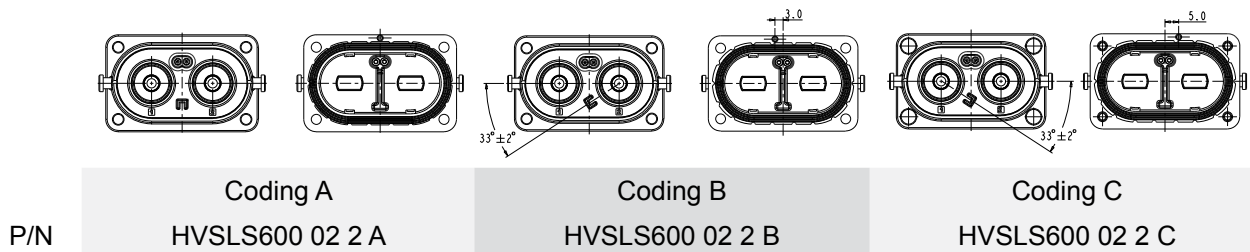
- Integrated internal HVIL
- Current rating up to 120A@ ambient temperature 70°C
- No tool required to unmate
- Sealing, IP67 (mated), IP6K9K
- Touch-proof, IP2XB
- Multiple coding positions
- CPA available

| MECHANICAL | |
|--------------------------------|---|
| Durability | ≥ 50 mating cycles |
| Wire range | 16 to 25 mm ² 6AWG/8AWG |
| Insertion and extraction force | < 100N |
| Connection type | Copper bar |
| HVIL | Integrated |
| CPA | Available |
| ELECTRICAL | |
| Rated voltage | 1000V DC |
| Rated current | 120A Max @ ambient temperature 70°C |
| Insulator resistance | > 100MΩ |
| Dielectric withstand voltage | 3000V AC |
| Shielding | 360° from wire to device |
| ENVIRONMENTAL | |
| Sealing | IP67, IP6K9K (mated) |
| Touch-proof | IP2XB |
| Temperature range | -40°C to 125°C |
| Salt spray | 96 hours |
| STANDARDS | |
| USCAR-2 | |
| USCAR-37 | |
| LV-215 | |
| RoHS | |
| MATERIAL | |
| Terminals | Copper/copper alloy with silver plating |
| Housing | Zinc alloy |

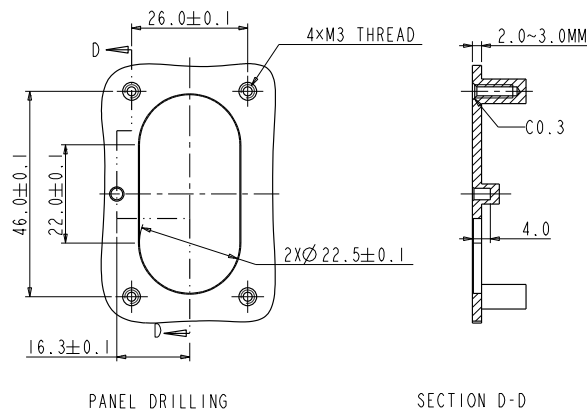
2 PIN RECEPTACLE



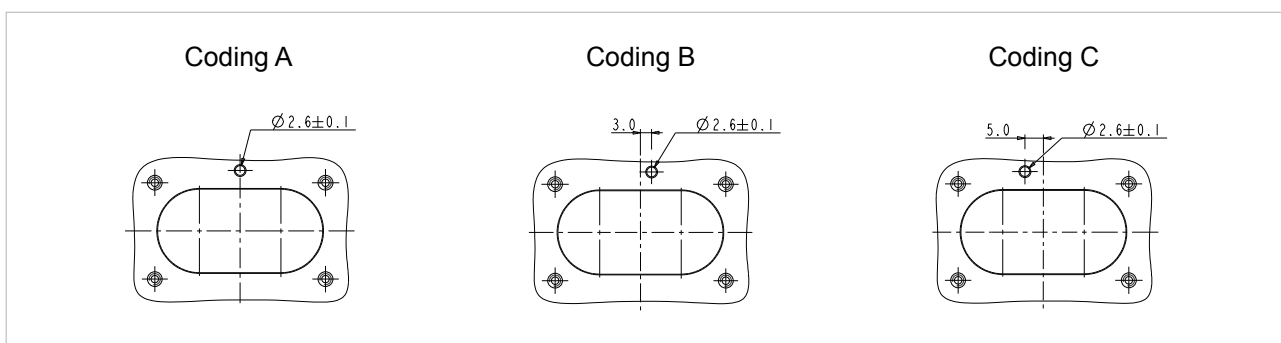
INSERT ORIENTATIONS



PANEL MOUNTING DIMENSIONS

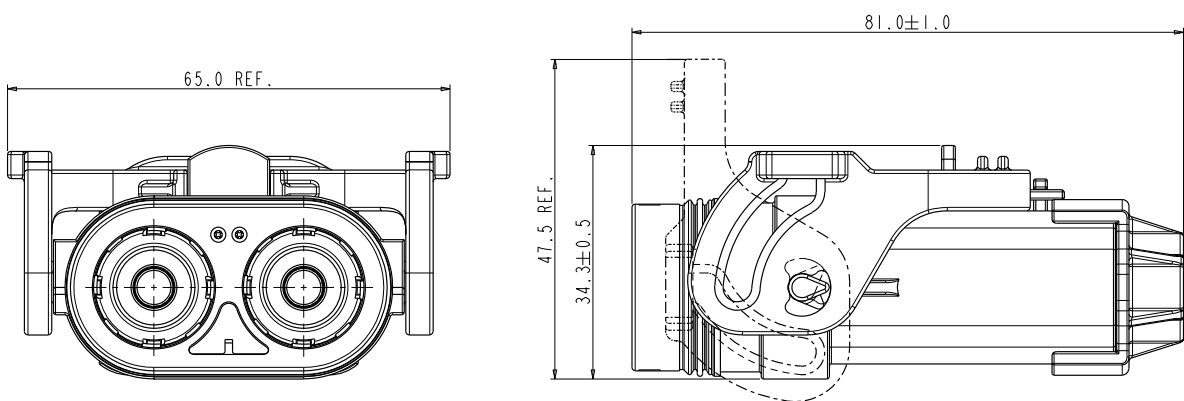


INSERT ORIENTATIONS

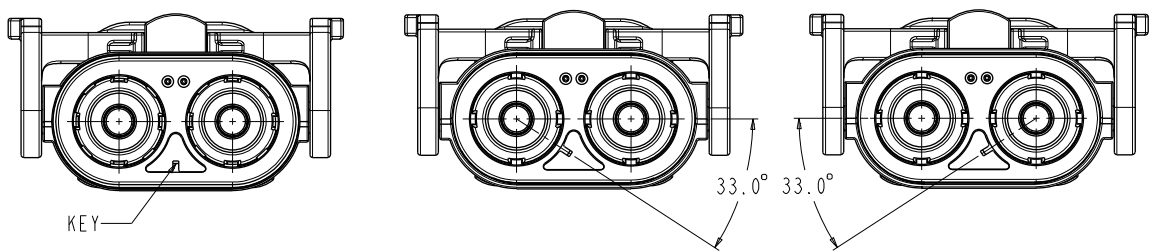


Excel|Mate Metal (HVSL 600)

2 PIN STRAIGHT PLUG

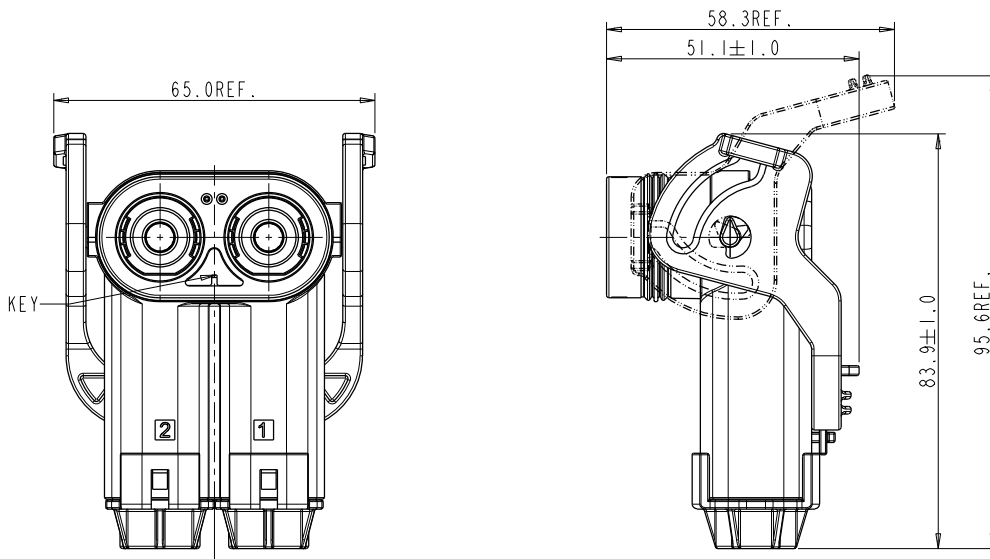


INSERT ORIENTATIONS

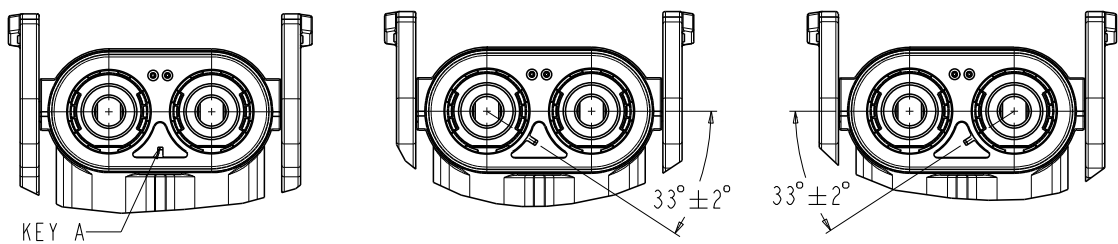


| | Coding A | Coding B | Coding C |
|-----|----------------|----------------|----------------|
| P/N | HVSL600 06 2 A | HVSL600 06 2 B | HVSL600 06 2 C |

2 PIN RIGHT ANGLE PLUG

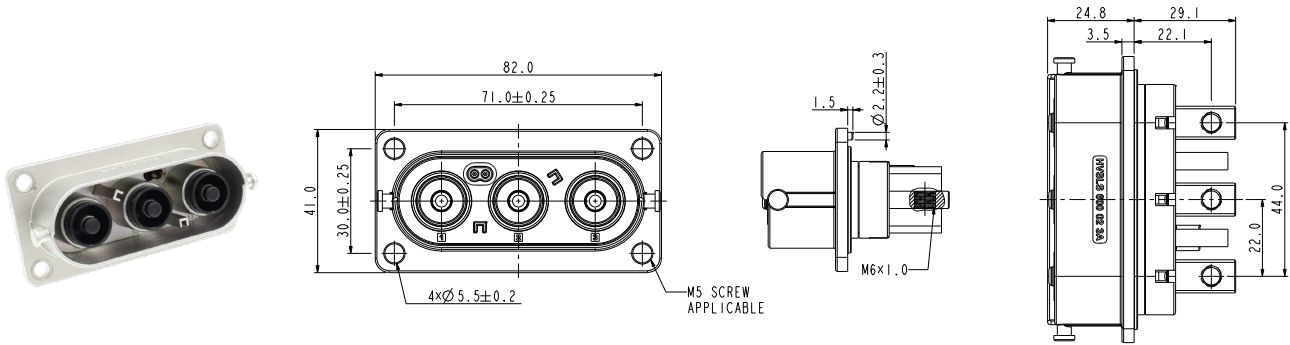


INSERT ORIENTATIONS

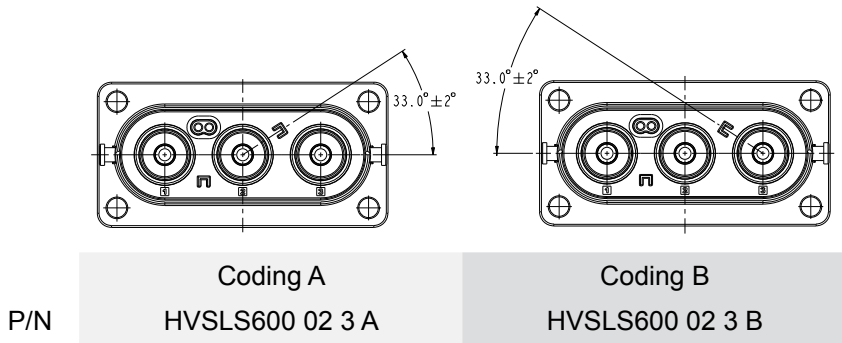


| | Coding A | Coding B | Coding C |
|-----|------------------|------------------|------------------|
| P/N | HVSL S600 08 2 A | HVSL S600 08 2 B | HVSL S600 08 2 C |

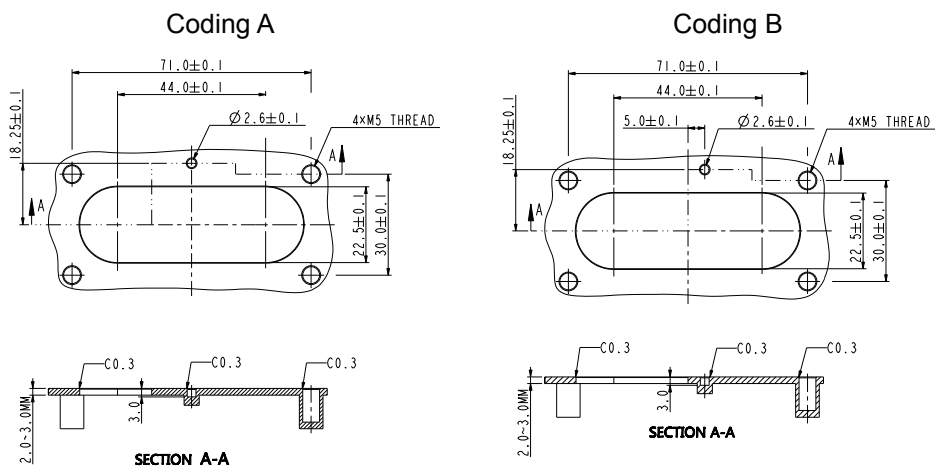
3 PIN RECEPTACLE



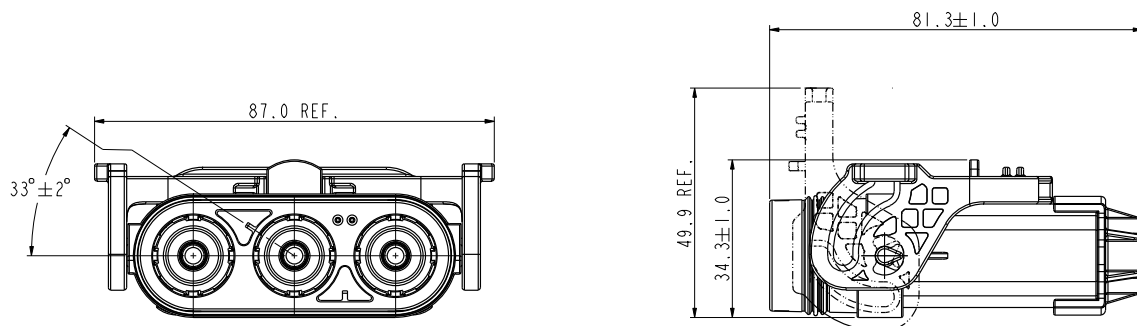
INSERT ORIENTATIONS



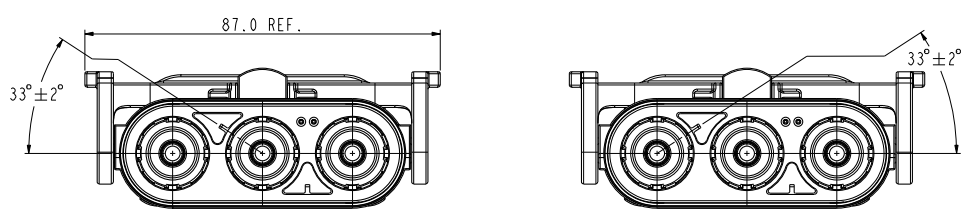
PANEL MOUNTING DIMENSIONS



3 PIN STRAIGHT PLUG



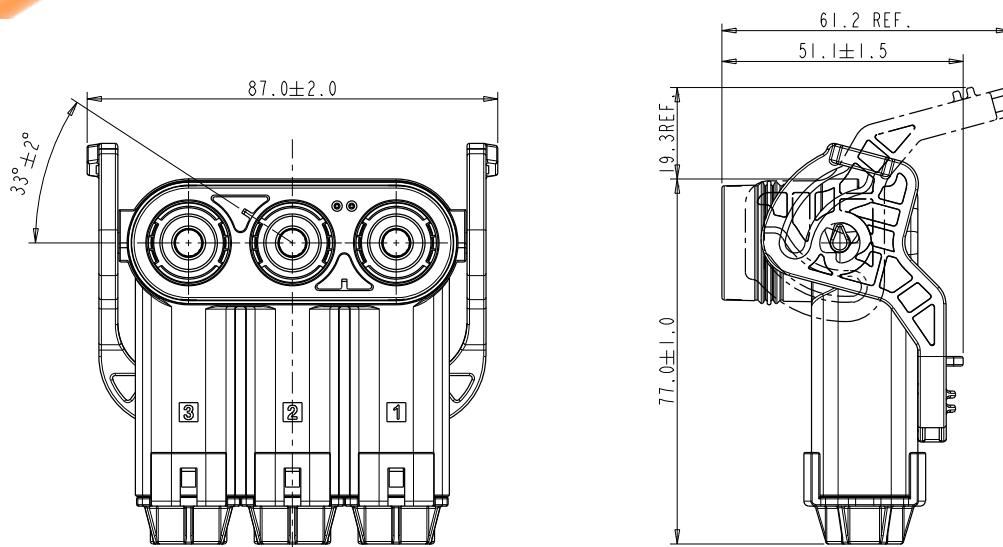
INSERT ORIENTATIONS



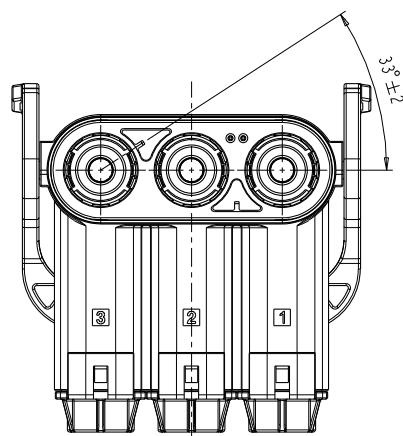
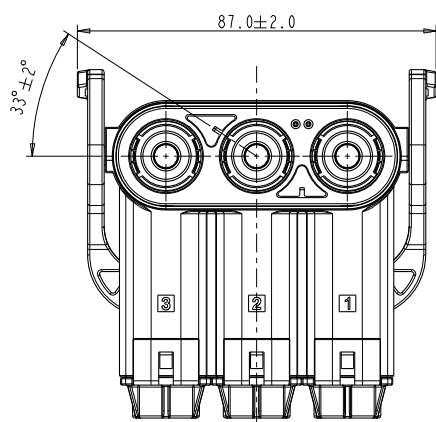
| | | |
|-----|----------------|----------------|
| | Coding A | Coding B |
| P/N | HVSL600 06 3 A | HVSL600 06 3 B |

Excel|Mate Metal (HVSL S 600)

3 PIN RIGHT ANGLE PLUG

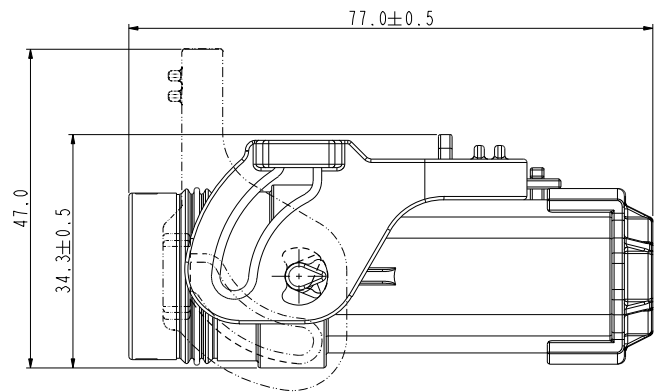
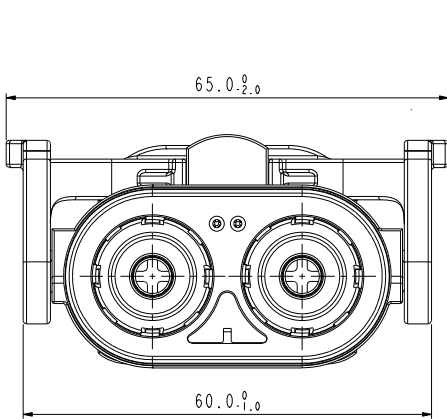


INSERT ORIENTATIONS



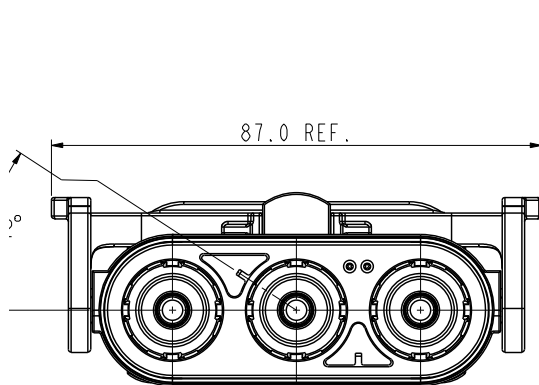
| | Coding A | Coding B |
|-----|------------------|------------------|
| P/N | HVSL S600 08 3 A | HVSL S600 08 3 B |

DUMMY PLUG - 2PIN

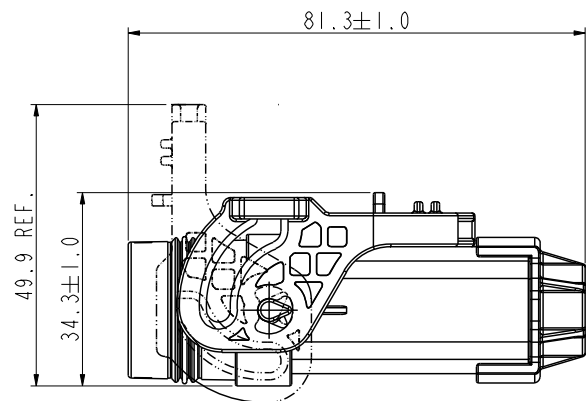


| | | | | | | |
|-------------------------------------|---|----|---|---|---|-----|
| | HVSL600 | 06 | 2 | A | 0 | S03 |
| Product type: | 06: Straight plug | | | | | |
| Position: | 2: 2 position | | | | | |
| Coding / Alternate position: | A: Coding A B: Coding B C: Coding C | | | | | |
| Interlock: | 0: Without interlock 1: With interlock | | | | | |
| Dummy plug: | S03 | | | | | |

DUMMY PLUG - 3PIN

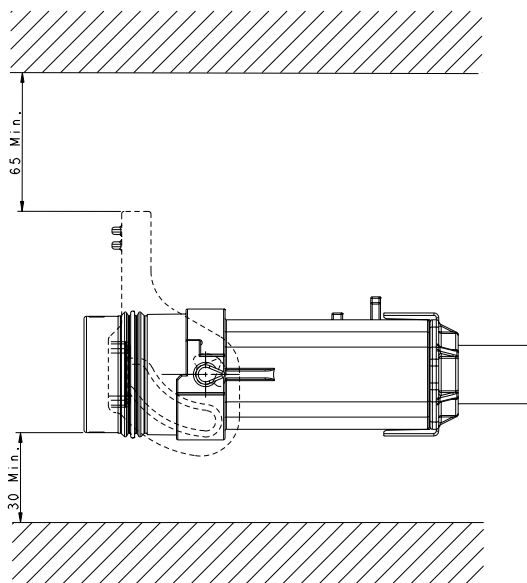


CODING A



| | | | | | | |
|-------------------------------------|--|----|---|---|---|-----|
| | HVSL S600 | 06 | 3 | A | 0 | S02 |
| Product type: | 06: Straight plug | | | | | |
| Position: | 3: 3 position | | | | | |
| Coding / Alternate position: | A: Coding A B: Coding B | | | | | |
| Interlock: | 0: Without interlock 1: With interlock | | | | | |
| Dummy plug: | S02 | | | | | |

INSTALLATION CLEARANCE



TOOL FOR RIGHT ANGLE PLUGS



Remark:

Customer needs to use fixture HVSLP033002 with Stanley torque wrench sleeve (purchased by the customer) for assembling the finish product HVSL S600082.

HOW TO ORDER: PLUG

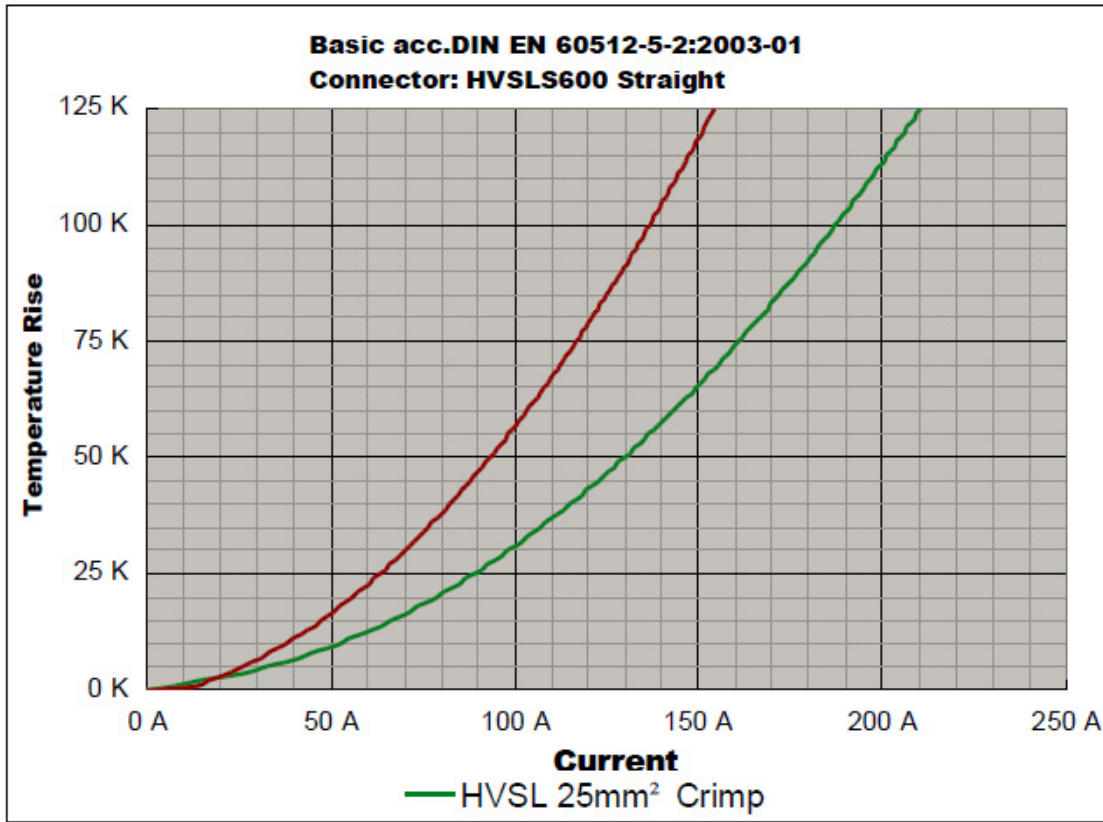
| | | | | | | |
|-------------------------------------|---|----|---|---|---|----|
| | HVSL S600 | 06 | 2 | A | 0 | 16 |
| Product type: | 06: Straight plug 08: Right angle plug | | | | | |
| Position: | 2: 2 position 3: 3 position | | | | | |
| Coding / Alternate position: | A: Coding A B: Coding B C: Coding C (for 2-pos. only) | | | | | |
| Interlock: | 0: Without interlock 1: With interlock | | | | | |
| Cable size: | 16: 16mm ² cable 25: 25mm ² cable | | | | | |

HOW TO ORDER: RECEPTACLE

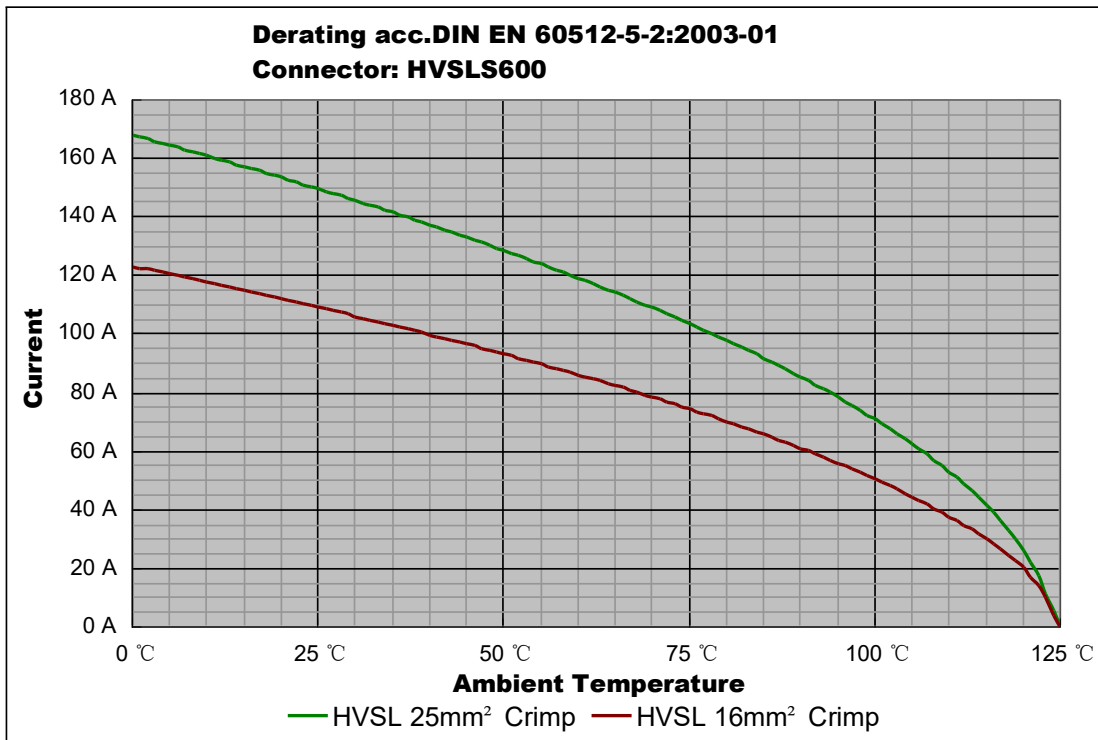
| | | | | | | |
|-------------------------------------|---|----|---|---|---|----|
| | HVSL S600 | 02 | 2 | A | 0 | H6 |
| Product type: | 02: Box mounted receptacle | | | | | |
| Position: | 2: 2 position 3: 3 position | | | | | |
| Coding / Alternate position: | A: Coding A B: Coding B C: Coding C (for 2-pos. only) | | | | | |
| Interlock: | 0: Without interlock 1: With interlock | | | | | |
| Cable size: | H6: OT terminal | | | | | |

CHARTS (HVSL 600)

HVSL 600 | Temperature Rise



HVSL 600 | Derating Curve



Remark: tests carried out on the complete connector.

EXCEL | MATE Metal (HVSL 800)



EXCEL | MATE Metal

EXCEL | MATE Metal is a 2 pin connector with a current carrying capacity of 180A and 25 to 50mm² crimping cable.

Specially designed for battery, inverters, junction boxes, power distribution boxes and others HEV devices' equipment.

KEY FEATURES

Integrated internal HVIL

Current rating up to 180A@ ambient temperature 70°C

No tool required to unmate

Sealing, IP67 (mated), IP6K9K

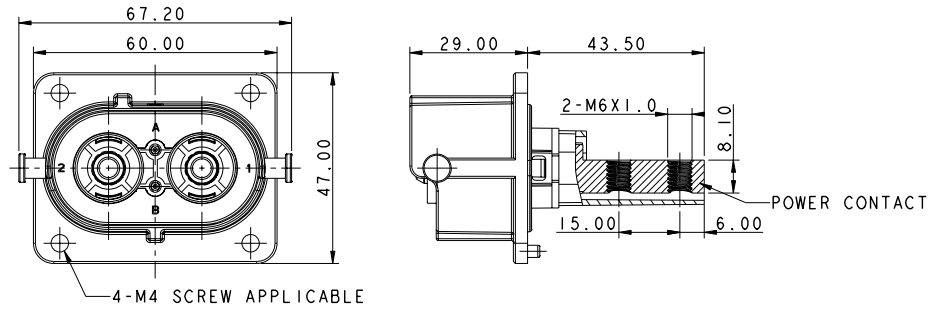
Touch-proof, IP2XB

Multiple coding positions

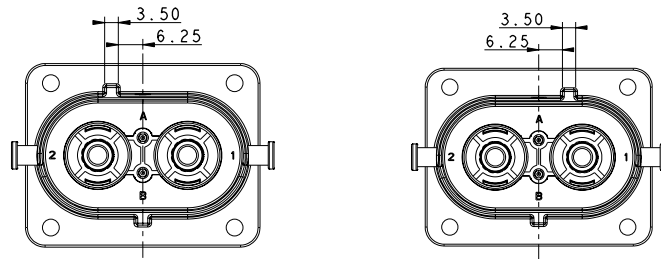
CPA available

| MECHANICAL | |
|--------------------------------|---|
| Durability | ≥ 50 mating cycles |
| Wire range | 25 to 50 mm ² shielded wire |
| Insertion and extraction force | < 75N |
| Connection type | Copper bar |
| HVIL | Integrated |
| CPA | Available |
| ELECTRICAL | |
| Rated voltage | 1000V DC |
| Rated current | 180A Max @ ambient temperature 70°C |
| Insulator resistance | > 200MΩ |
| Dielectric withstand voltage | 3000V AC |
| Shielding | 360° from wire to device |
| ENVIRONMENTAL | |
| Sealing | IP67, IP6K9K (mated) |
| Touch-proof | IP2XB |
| Temperature range | -40°C to 125°C |
| Salt spray | 96 hours |
| STANDARDS | |
| USCAR-2 | |
| USCAR-37 | |
| LV-215 | |
| RoHS | |
| MATERIAL | |
| Terminals | Copper/copper alloy with silver plating |
| Housing | Aluminium alloy |

RECEPTACLE

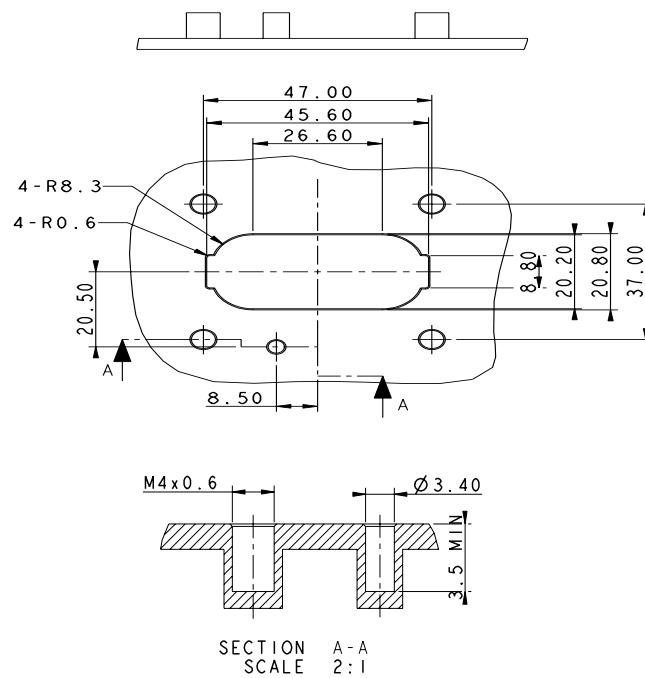


INSERT ORIENTATIONS

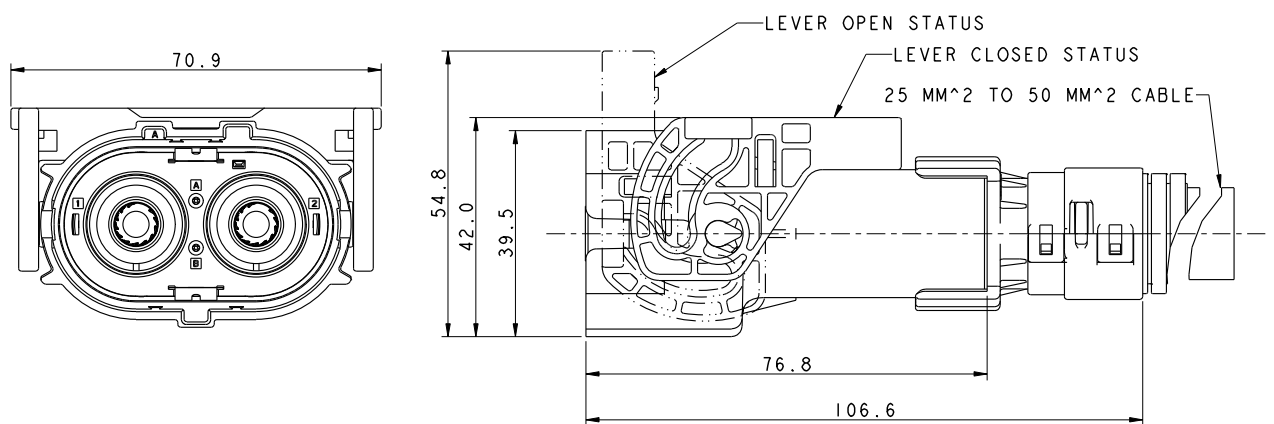



| | Coding A | Coding B |
|-----|------------------|------------------|
| P/N | HVSL S800 02 2 A | HVSL S800 02 2 B |

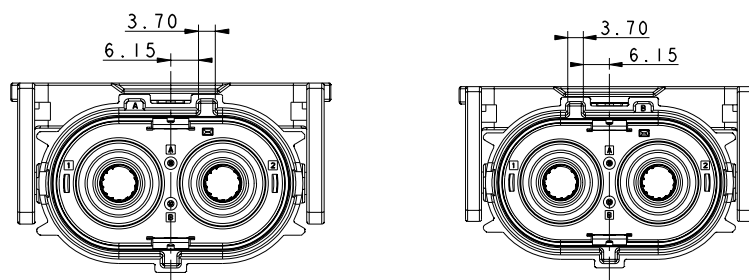
PANEL MOUNTED DIMENSIONS



STRAIGHT PLUG



INSERT ORIENTATIONS

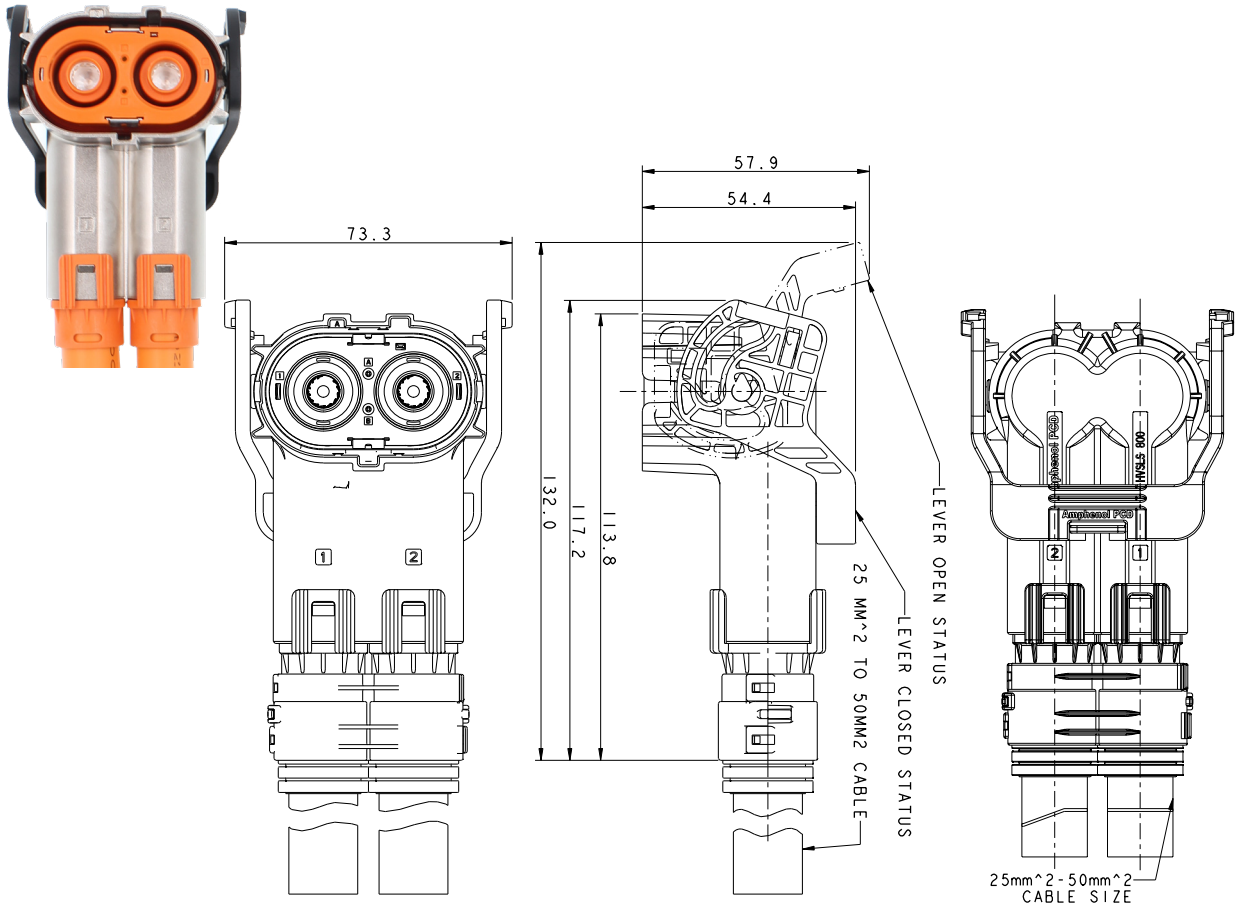


P/N

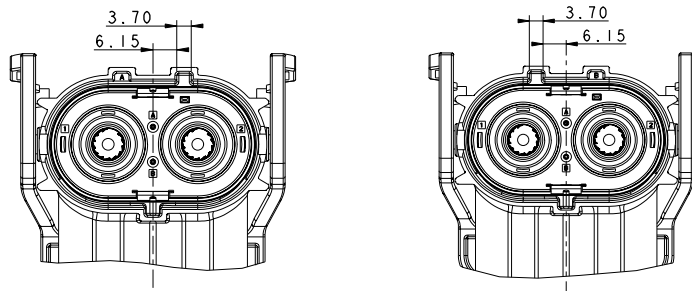
| Coding A | Coding B |
|----------------|----------------|
| HVSL800 06 2 A | HVSL800 06 2 B |

Excel|Mate Metal (HVSL S 800)

PLUG RIGHT ANGLE

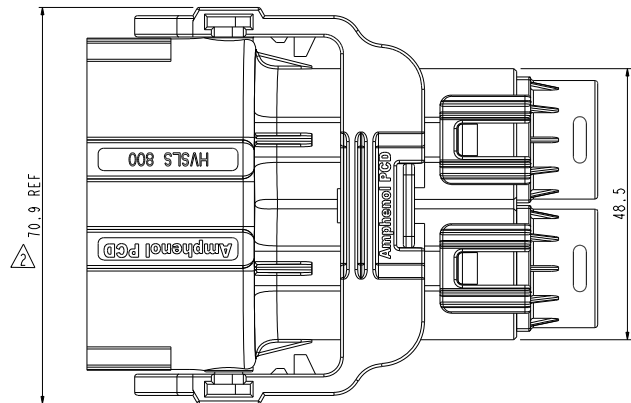
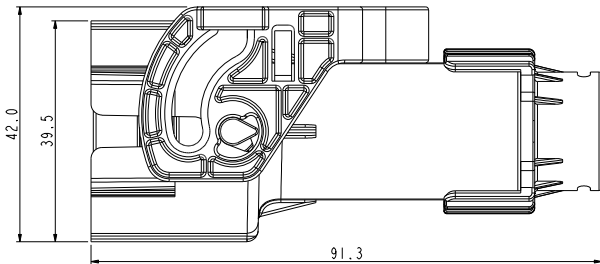


INSERT ORIENTATIONS



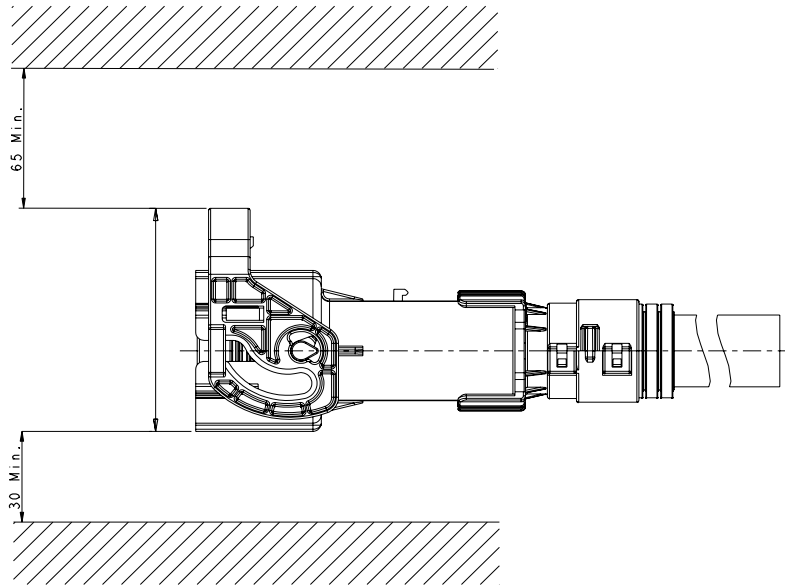
| | Coding A | Coding B |
|-----|------------------|------------------|
| P/N | HVSL S800 08 2 A | HVSL S800 08 2 B |

DUMMY PLUG - 2PIN



| | | | | | |
|-------------------------------------|----------------------------|----|---|---|----|
| | HVSL S 800 | 06 | 2 | A | S1 |
| Product type: | 06: Straight plug | | | | |
| Position: | 2: 2 position | | | | |
| Coding / Alternate position: | A: Coding A B: Coding B | | | | |
| Dummy plug: | S1 | | | | |

INSTALLATION CLEARANCE



HOW TO ORDER: PLUG

| | | | | | | |
|-------------------------------------|---|----|---|---|---|----|
| | HVSL S 800 | 06 | 2 | A | 0 | 35 |
| Product type: | 06: Straight plug 08: Right angle plug | | | | | |
| Position: | 2: 2 position | | | | | |
| Coding / Alternate position: | A: Coding A B: Coding B | | | | | |
| Interlock: | 0: Without interlock 1: With interlock | | | | | |
| Cable size: | 25: 25mm ² cable 35: 35mm ² cable 50: 50mm ² cable | | | | | |

HOW TO ORDER: RECEPTACLE

| | | | | | | |
|-------------------------------------|--|----|---|---|---|----|
| | HVSL S 800 | 02 | 2 | A | 0 | H6 |
| Product type: | 02: Box mounted receptacle | | | | | |
| Position: | 2: 2 position | | | | | |
| Coding / Alternate position: | A: Coding A B: Coding B | | | | | |
| Interlock: | 0: Without interlock 1: With interlock | | | | | |
| Cable size: | H6: OT terminal | | | | | |

EXCEL | MATE Metal (HVSLs 8003)



EXCEL | MATE Metal

EXCEL | MATE Metal is a 2 pin connector with a current carrying capacity of 180A and 25 to 50mm² crimping cable.

Specially designed for battery, inverters, junction boxes, power distribution boxes and others HEV devices' equipment.

KEY FEATURES

Integrated internal HVIL

Current rating up to 180 A@ ambient temperature 70°C


No tool required to unmate

Sealing, IP67 (mated), IP6K9K

Touch-proof, IP2XB

Multiple coding positions

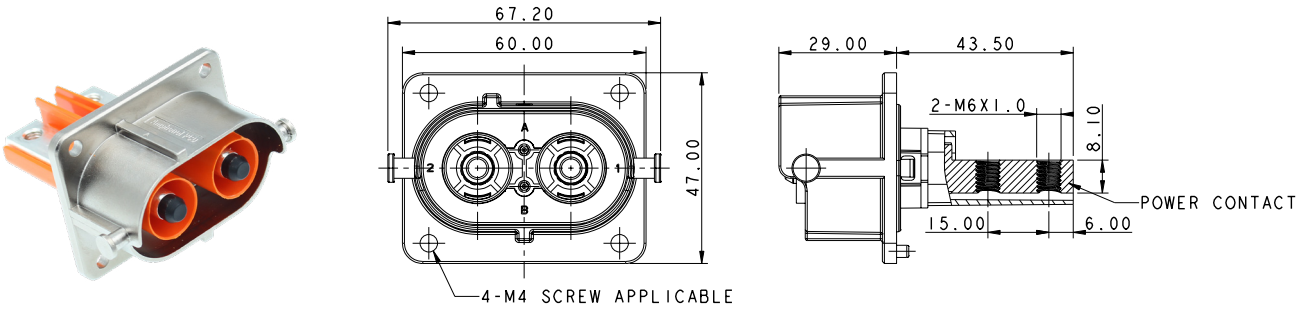
CPA available



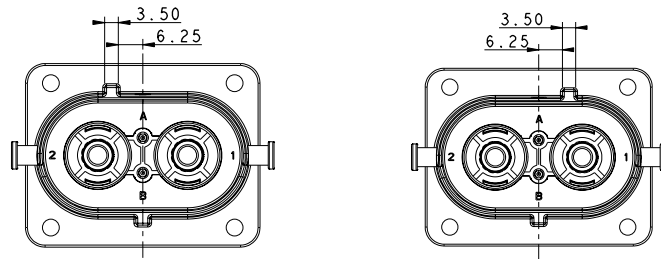
Improved production efficiency. Automated tape and reel packaging.

| MECHANICAL | |
|--------------------------------|---|
| Durability | ≥ 50 mating cycles |
| Wire range | 25 to 50 mm ² shielded wire |
| Insertion and extraction force | < 75N |
| Connection type | Copper bar |
| HVIL | Integrated |
| CPA | Available |
| ELECTRICAL | |
| Rated voltage | 1000V DC |
| Rated current | 180A Max @ ambient temperature 70°C |
| Insulator resistance | > 200MΩ |
| Dielectric withstand voltage | 3000V AC |
| Shielding | 360° from wire to device |
| ENVIRONMENTAL | |
| Sealing | IP67, IP6K9K (mated) |
| Touch-proof | IP2XB |
| Temperature range | -40°C to 125°C |
| Salt spray | 96 hours |
| STANDARDS | |
| USCAR-2 | |
| USCAR-37 | |
| LV-215 | |
| RoHS | |
| MATERIAL | |
| Terminals | Copper/copper alloy with silver plating |
| Housing | Aluminium alloy |

RECEPTACLE

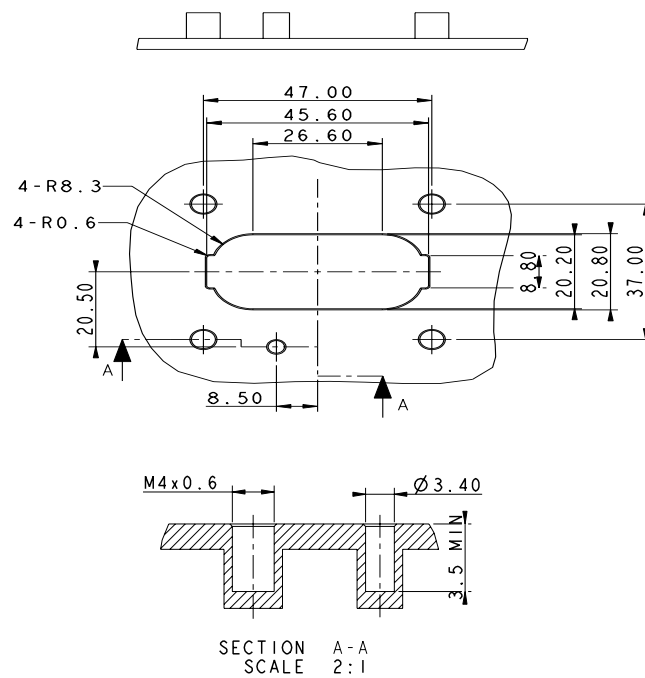


INSERT ORIENTATIONS

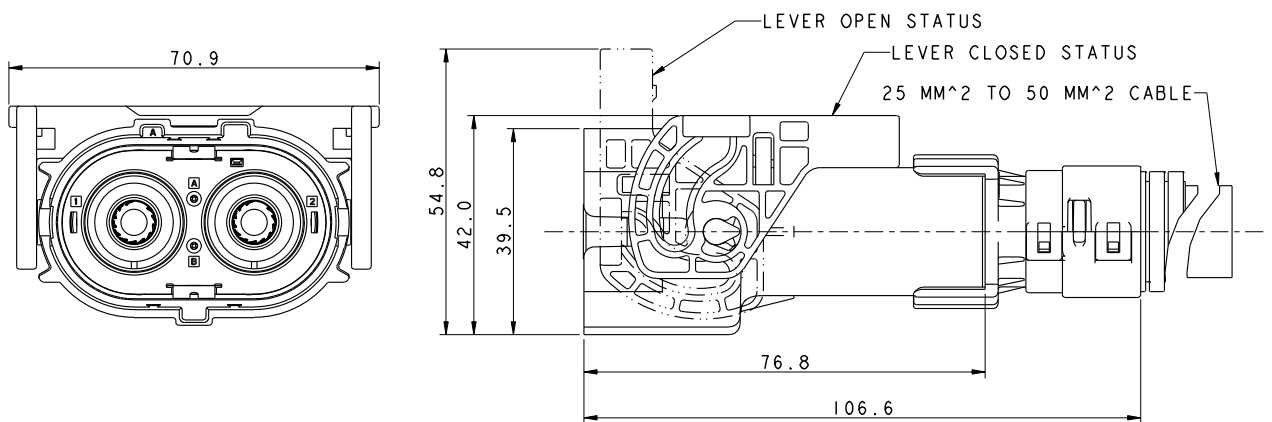


| | Coding A | Coding B |
|-----|----------------|----------------|
| P/N | HVSL8003 2 2 A | HVSL8003 2 2 B |

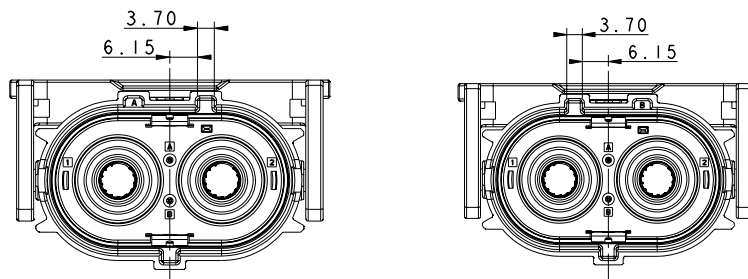
PANEL MOUNTED DIMENSIONS



STRAIGHT PLUG



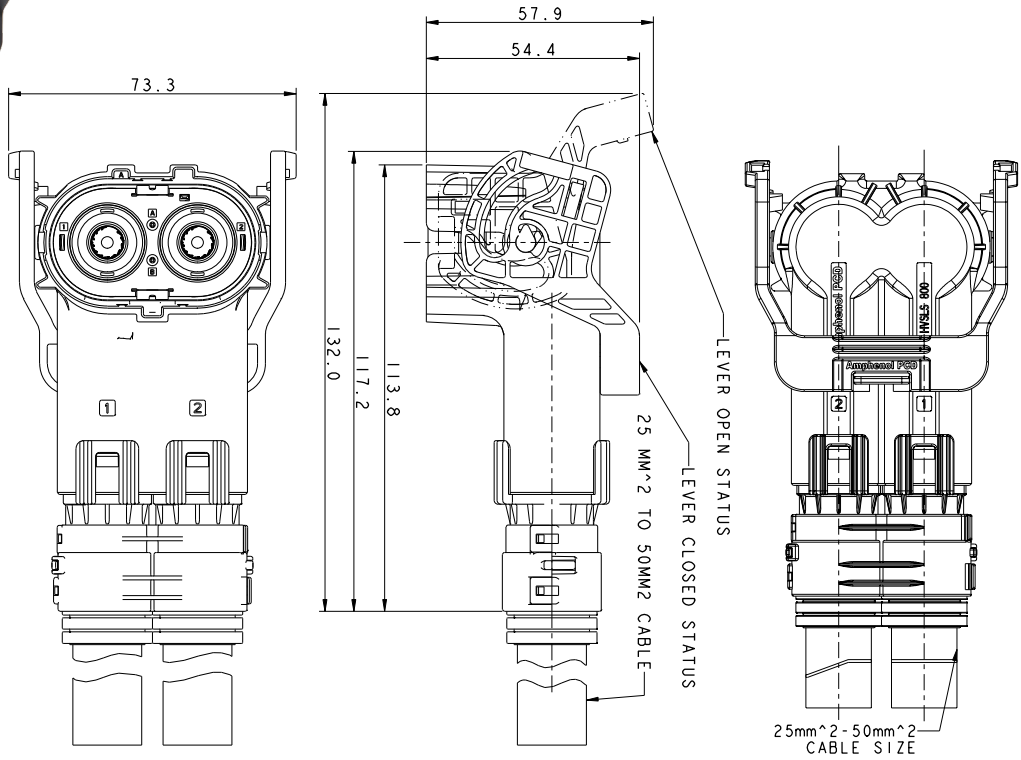
INSERT ORIENTATIONS



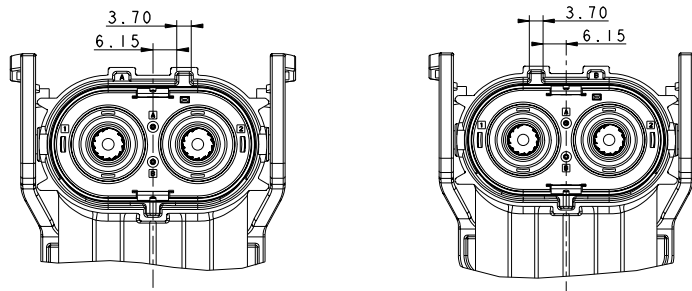
P/N

| Coding A | Coding B |
|----------------|----------------|
| HVSL8003 6 2 A | HVSL8003 6 2 B |

RIGHT ANGLE PLUG

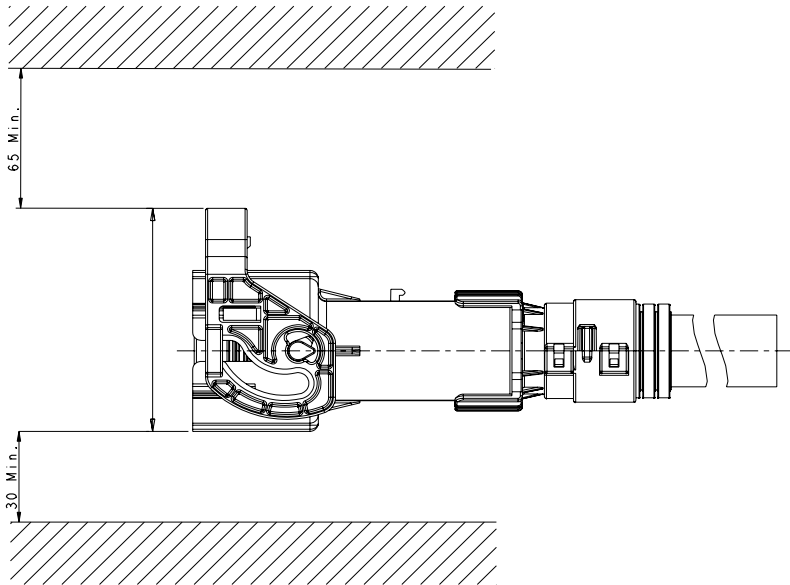


INSERT ORIENTATIONS



| | Coding A | Coding B |
|-----|----------------|----------------|
| P/N | HVSL8003 8 2 A | HVSL8003 8 2 B |

INSTALLATION CLEARANCE



HOW TO ORDER: PLUG

| | | | | | | |
|-------------------------------------|---|---|---|---|---|----|
| | HVSL8003 | 6 | 2 | A | 0 | 35 |
| Product type: | 6: Straight plug 8: Right angle plug | | | | | |
| Position: | 2: 2 position | | | | | |
| Coding / Alternate position: | A: Coding A B: Coding B | | | | | |
| Interlock: | 0: Without interlock 1: With interlock | | | | | |
| Cable size: | 25: 25mm ² cable 35: 35mm ² cable 50: 50mm ² cable | | | | | |

HOW TO ORDER: RECEPTACLE

| | | | | | | |
|-------------------------------------|--|---|---|---|---|----|
| | HVSL8003 | 2 | 2 | A | 0 | H6 |
| Product type: | 2: Box mounted receptacle | | | | | |
| Position: | 2: 2 position | | | | | |
| Coding / Alternate position: | A: Coding A B: Coding B | | | | | |
| Interlock: | 0: Without interlock 1: With interlock | | | | | |
| Cable size: | H6: OT terminal | | | | | |

Excel|Mate PT (HVPT)

EXCEL | MATE PT (HVPT - PASS-THROUGH WITH CABLE GLAND)

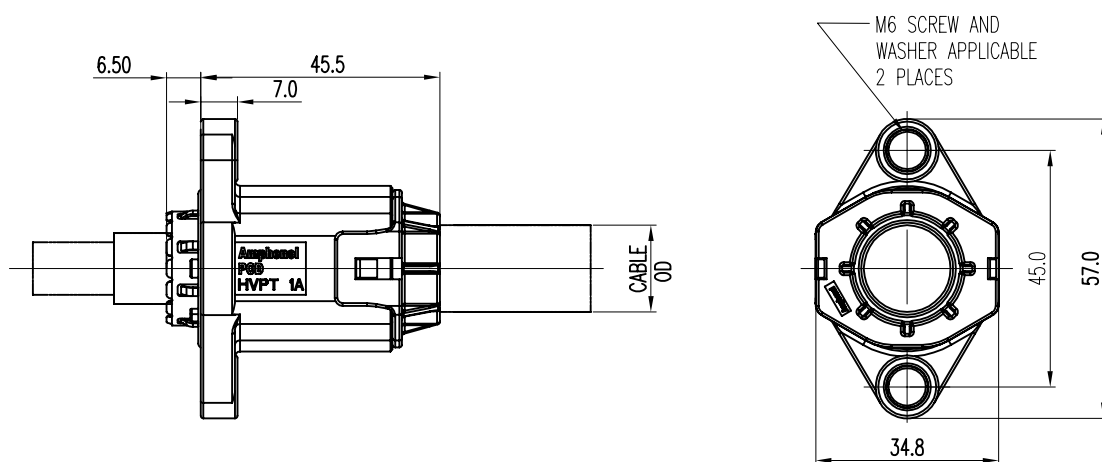
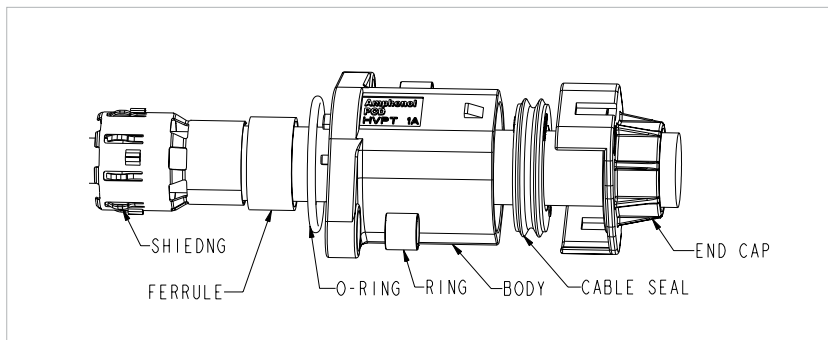


KEY FEATURES

- 1 to 3 positions available
- Light in weight with plastic shell
- Easy to install, reliable connection
- Sealing, IP67, IP6K9K
- Multiple coding positions
- 360° shielded from wire to device
- Economical

| MECHANICAL | |
|------------------------------|---|
| Wire range | 25 to 70 mm ² shielded wires |
| Connection type | Crimping |
| ELECTRICAL | |
| Rated voltage | 1000V DC |
| Dielectric withstand voltage | 3000V AC |
| Shielding | 360° from wire to device |
| ENVIRONMENTAL | |
| Sealing | IP67, IP6K9K |
| Temperature range | -40°C to 125°C |
| STANDARDS | |
| USCAR-2 | |
| USCAR-37 | |
| LV-215 | |
| RoHS & REACH | |
| MATERIAL | |
| Housing | PA66 + GF |

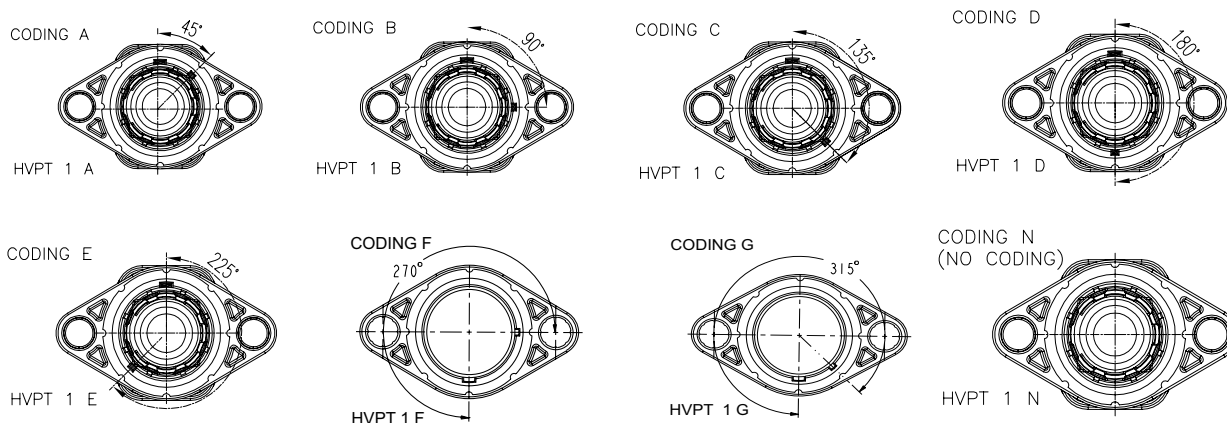
1 POSITION PASS-THROUGH



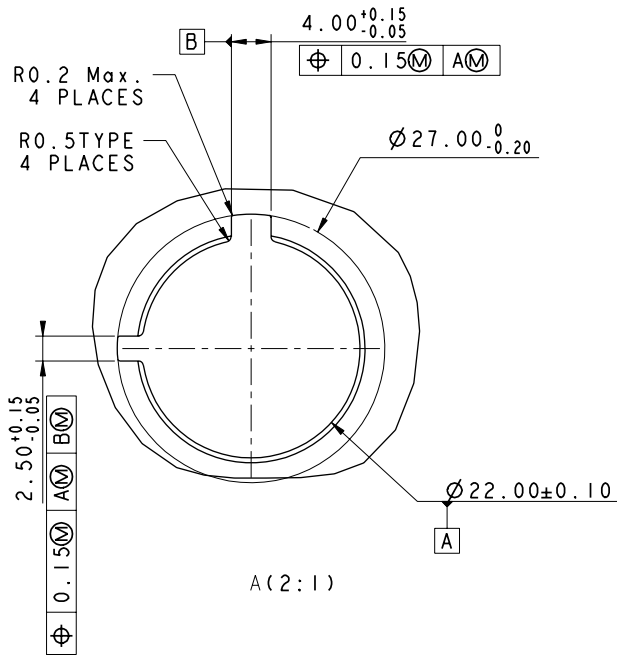
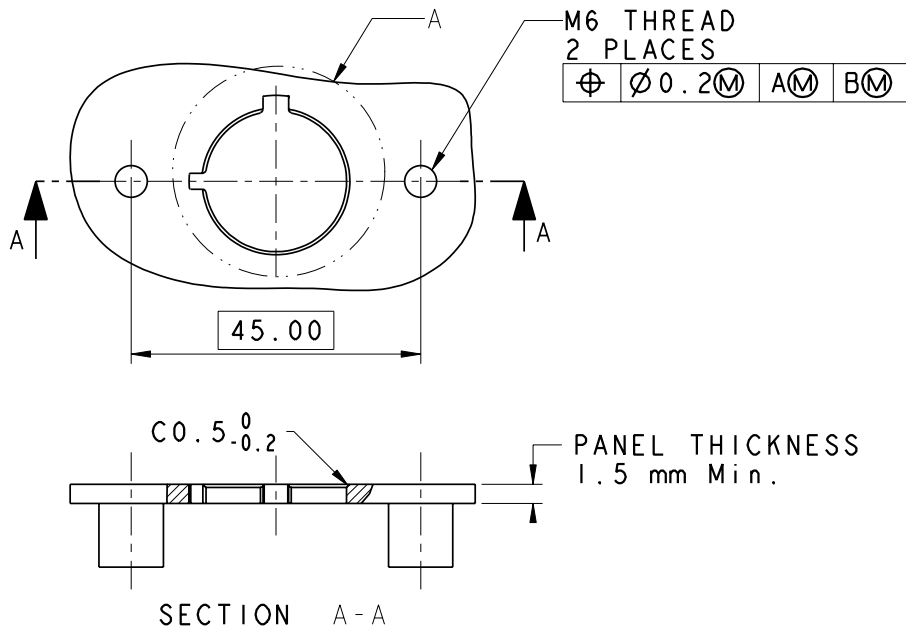
CONTACTS

| Part number | Conductor cross section (mm ²) | Cable OD |
|-------------|--|----------|
| HVPT 1 X 70 | 70 | 19.0±0.4 |
| HVPT 1 X 50 | 50 | 16.5±0.4 |
| HVPT 1 X 35 | 35 | 14.2±0.4 |
| HVPT 1 X 25 | 25 | 11.9±0.4 |

INSERT ORIENTATIONS

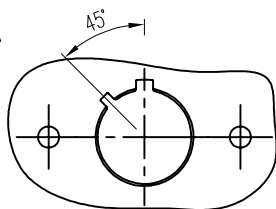


PANEL MOUNTING DIMENSION

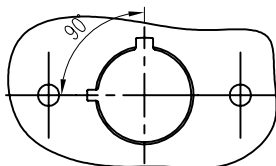


PANEL MOUNTING DIMENSIONS

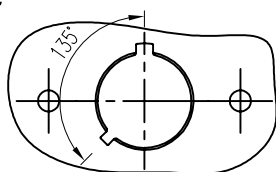
CODING A



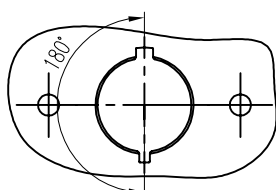
CODING B



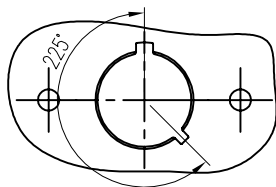
CODING C



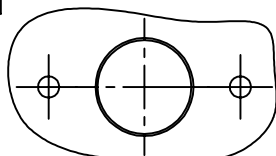
CODING D



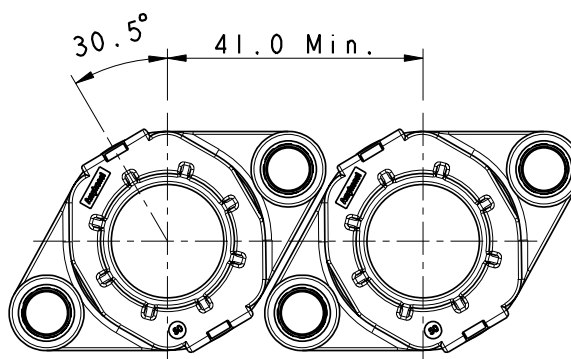
CODING E



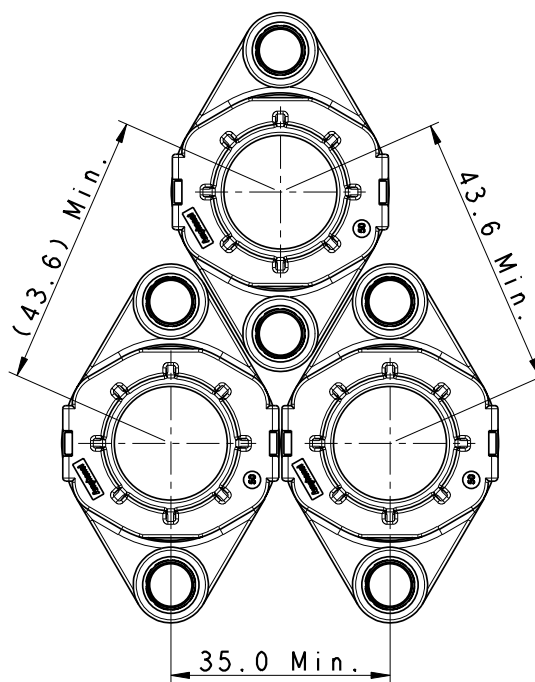
CODING N



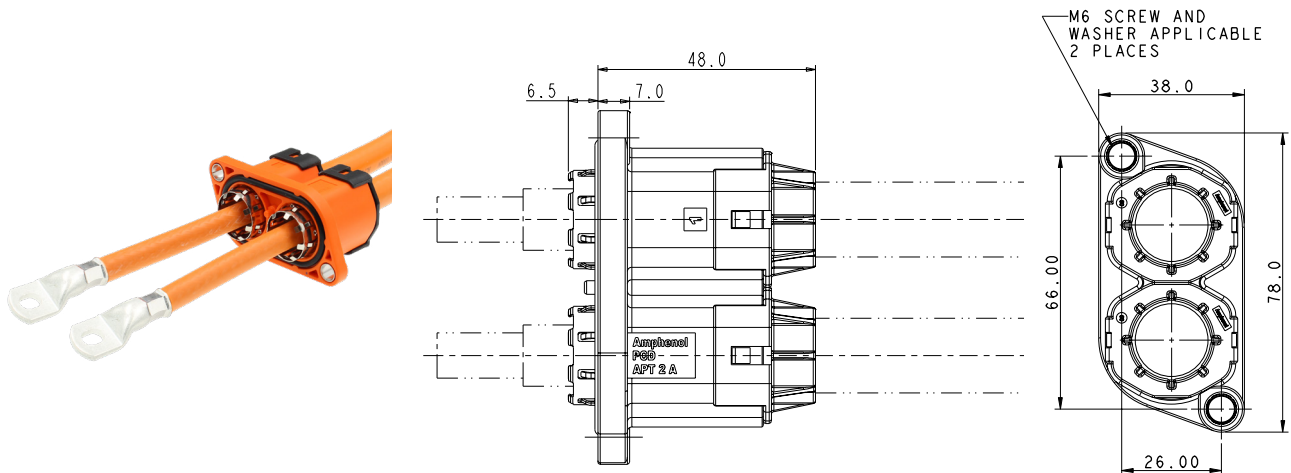
RECOMMENDED LAYOUT FOR 2 UNITS



RECOMMENDED LAYOUT FOR 3 UNITS



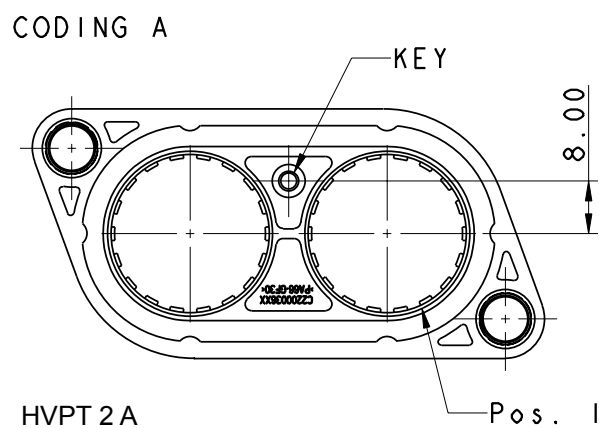
2 POSITION PASS-THROUGH



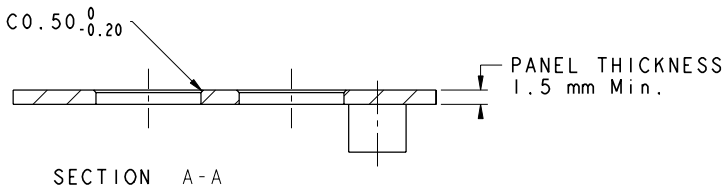
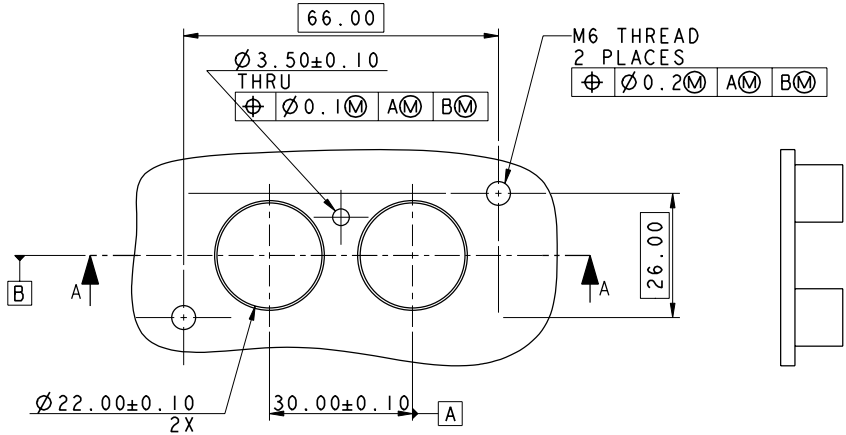
CONTACTS

| Part number | Conductor cross section (mm ²) | Cable OD |
|-------------|--|----------|
| HVPT 2 X 70 | 70 | 19.0±0.4 |
| HVPT 2 X 50 | 50 | 16.5±0.4 |
| HVPT 2 X 35 | 35 | 14.2±0.4 |
| HVPT 2 X 25 | 25 | 11.9±0.4 |

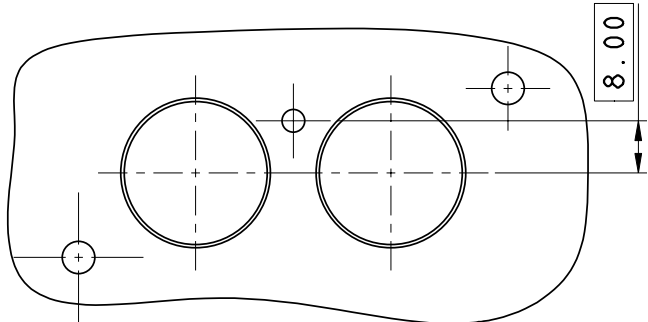
INSERT ORIENTATIONS



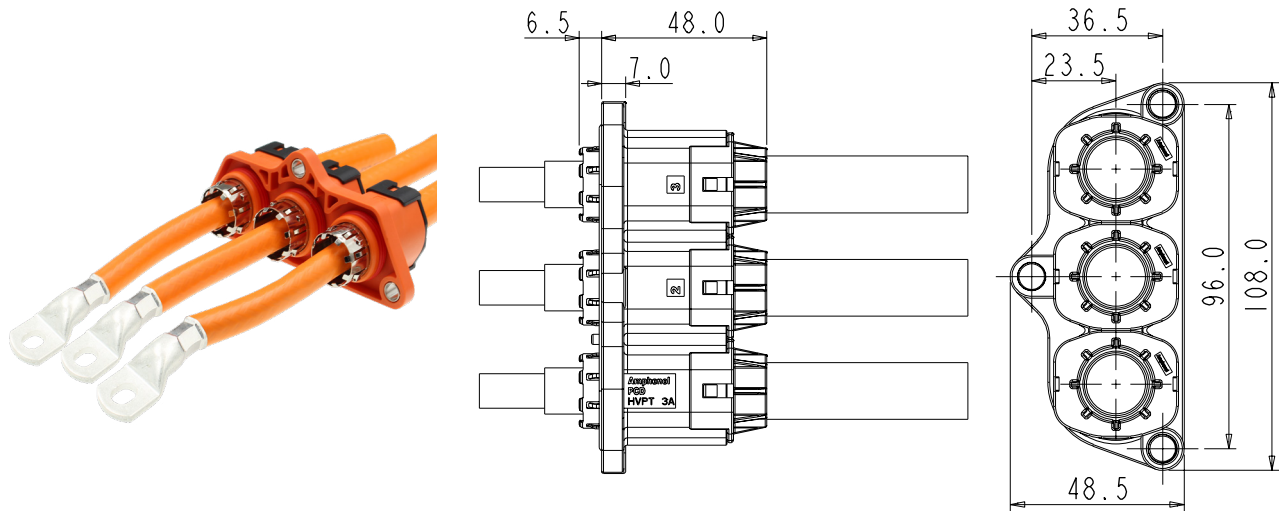
PANEL MOUNTING DIMENSION



CODING A



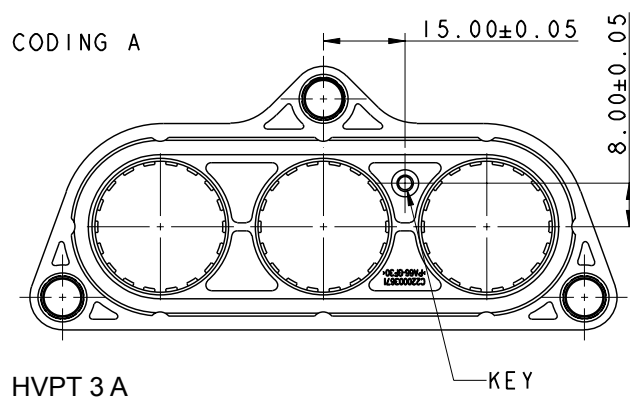
3 POSITION PASS-THROUGH



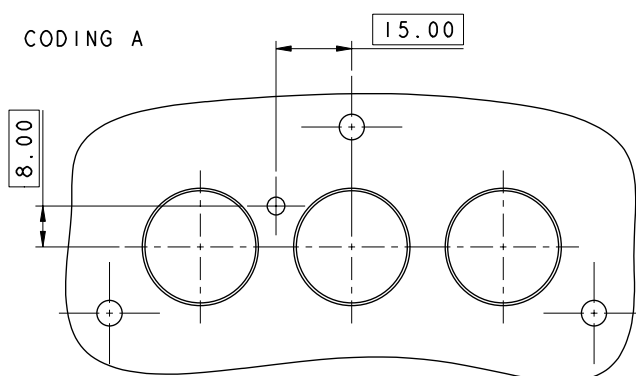
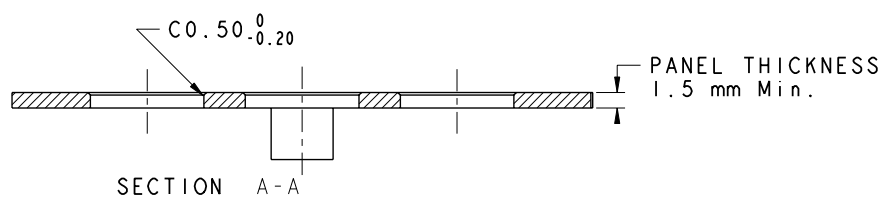
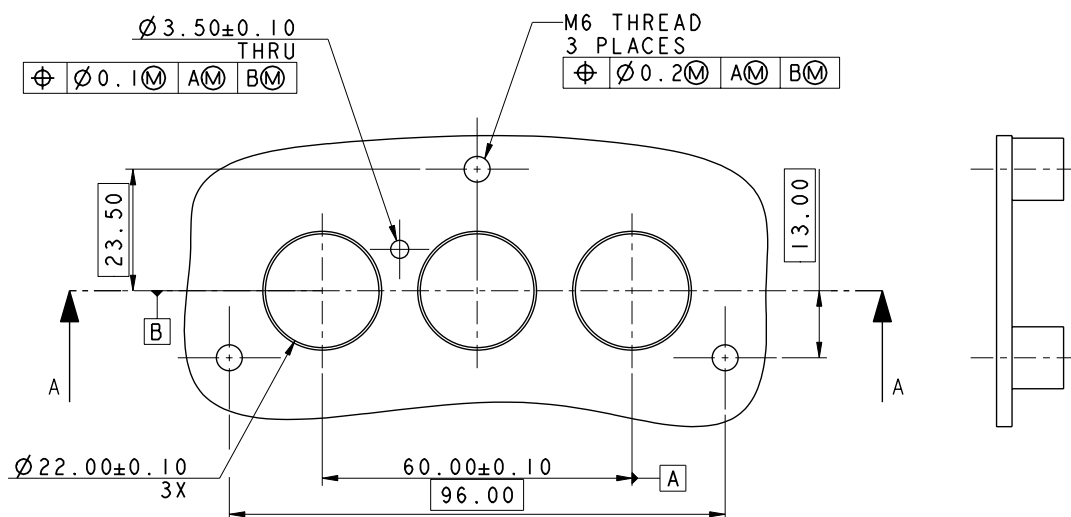
CONTACTS

| Part number | Conductor cross section (mm ²) | Cable OD |
|-------------|--|----------|
| HVPT 3 X 70 | 70 | 19.0±0.4 |
| HVPT 3 X 50 | 50 | 16.5±0.4 |
| HVPT 3 X 35 | 35 | 14.2±0.4 |
| HVPT 3 X 25 | 25 | 11.9±0.4 |

INSERT ORIENTATIONS



PANEL MOUNTING DIMENSIONS



Excel|Mate PT (HVPT B)

HVPT B PASS-THROUGH



KEY FEATURES

- 2 & 3 positions available
- Light in weight with plastic shell
- Easy to install, reliable connection
- Sealing, IP67 & IP6K9K (mated)
- Multiple coding positions
- 360° shielded from wire to device
- Economical

MECHANICAL

| | |
|-----------------|---|
| Wire range | 25 to 70 mm ² shielded wires |
| Connection type | Crimping |

ELECTRICAL

| | |
|------------------------------|--------------------------|
| Rated voltage | 1000V DC |
| Dielectric withstand voltage | 3000V AC |
| Shielding | 360° from wire to device |

ENVIRONMENTAL

| | |
|-------------------|----------------|
| Sealing | IP67, IP6K9K |
| Temperature range | -40°C to 125°C |

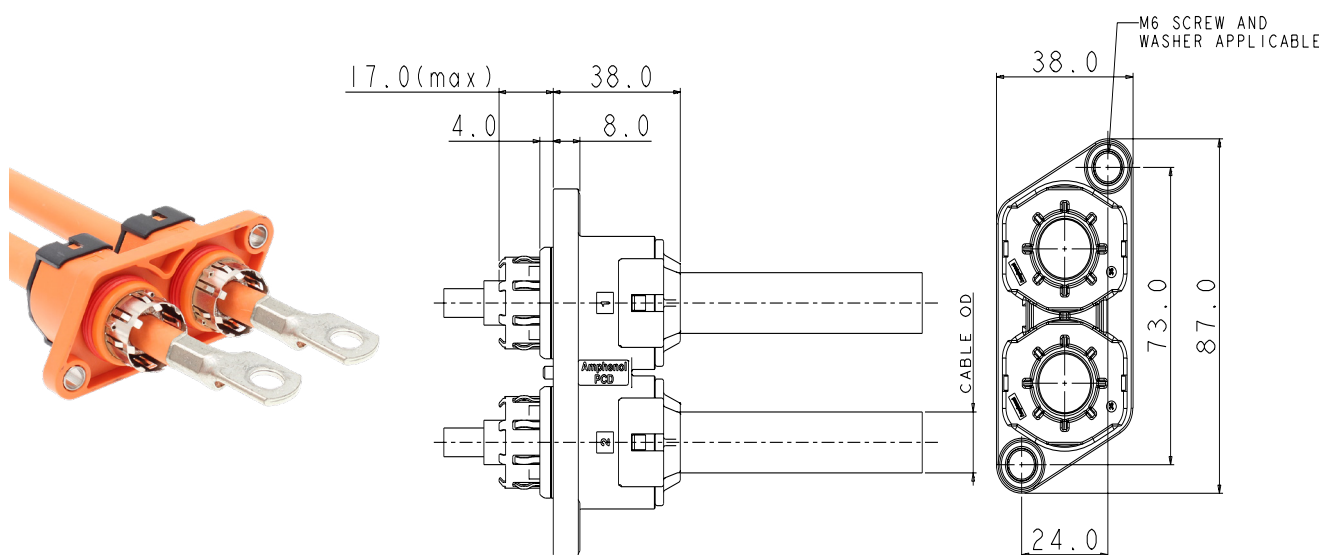
STANDARDS

| |
|--------------|
| USCAR-2 |
| USCAR-37 |
| LV-215 |
| RoHS & REACH |

MATERIAL

| | |
|---------|-----------|
| Housing | PA66 + GF |
|---------|-----------|

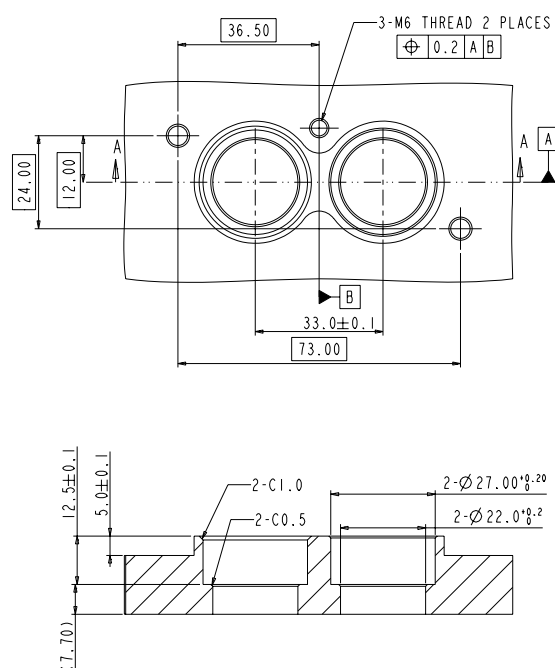
HVPTB 2 POSITION PASS-THROUGH



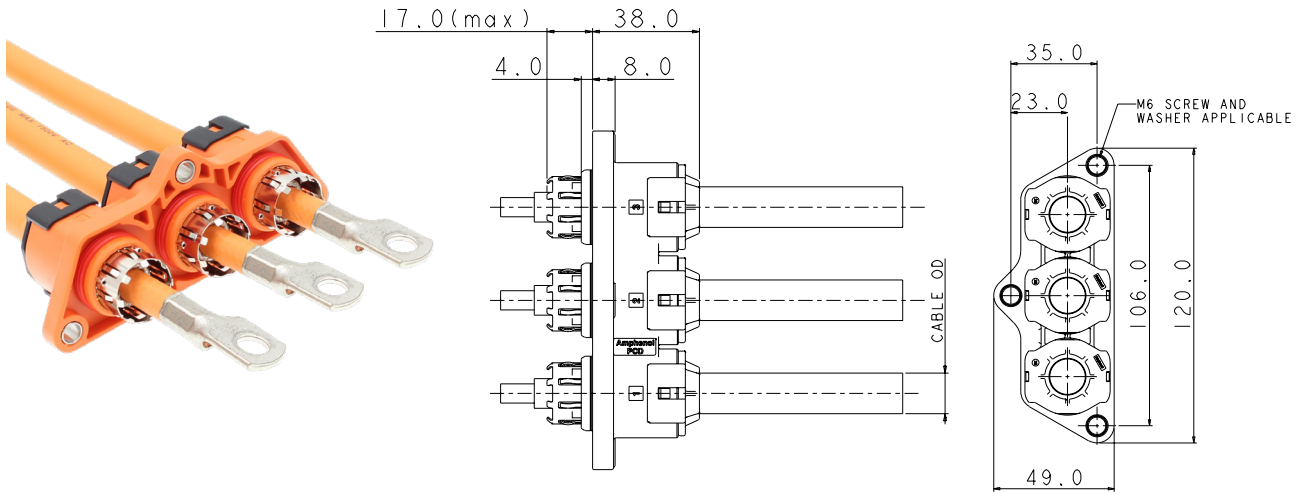
PART NUMBER

| Part number | Conductor cross section (mm ²) | Cable OD |
|--------------|--|----------|
| HVPTB 2 B 70 | 70 | 19.0±0.4 |
| HVPTB 2 B 50 | 50 | 16.5±0.4 |
| HVPTB 2 B 35 | 35 | 14.2±0.4 |
| HVPTB 2 B 25 | 25 | 11.9±0.4 |

PANEL MOUNTING DIMENSIONS



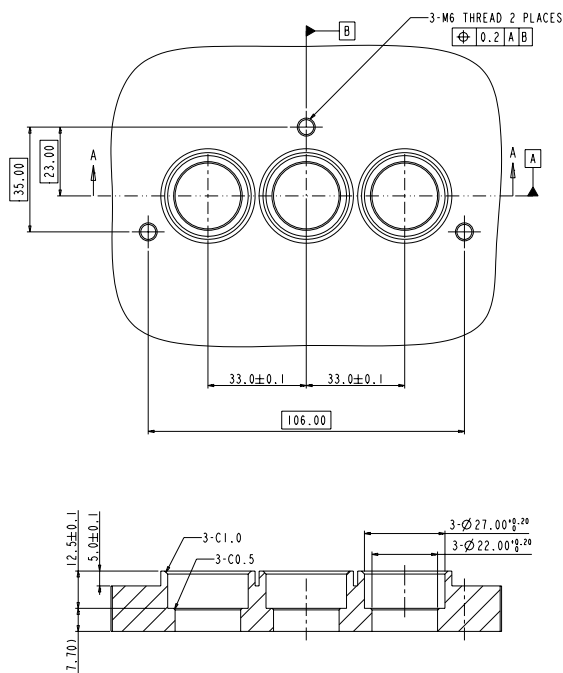
HVPTB 3 POSITION PASS-THROUGH



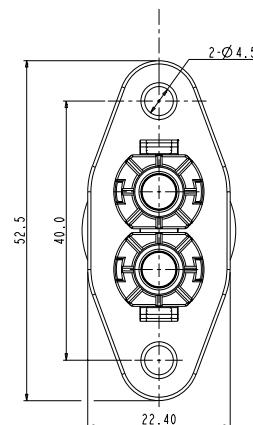
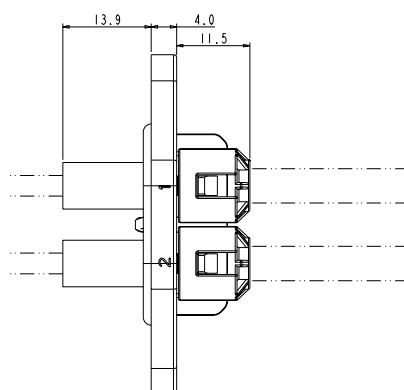
PART NUMBER

| Part number | Conductor cross section (mm ²) | Cable OD |
|--------------|--|----------|
| HVPTB 3 N 70 | 70 | 19.0±0.4 |
| HVPTB 3 N 50 | 50 | 16.5±0.4 |
| HVPTB 3 N 35 | 35 | 14.2±0.4 |
| HVPTB 3 N 25 | 25 | 11.9±0.4 |

PANEL MOUNTING DIMENSIONS



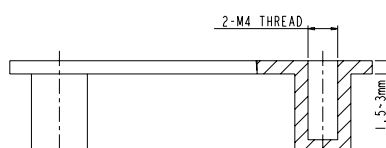
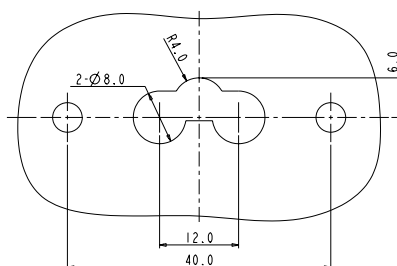
HVPTB 2A POSITION PASS-THROUGH



PART NUMBER

| Part number | Conductor cross section (mm ²) | Cable OD (mm) |
|-------------|--|---------------|
| HVPTB 2A 03 | 2.5 / 3.0 | 5.2 ± 0.2 |

PANEL MOUNTING DIMENSIONS



Excel|Mate PT (HVPC)

HVPC PASS-THROUGH

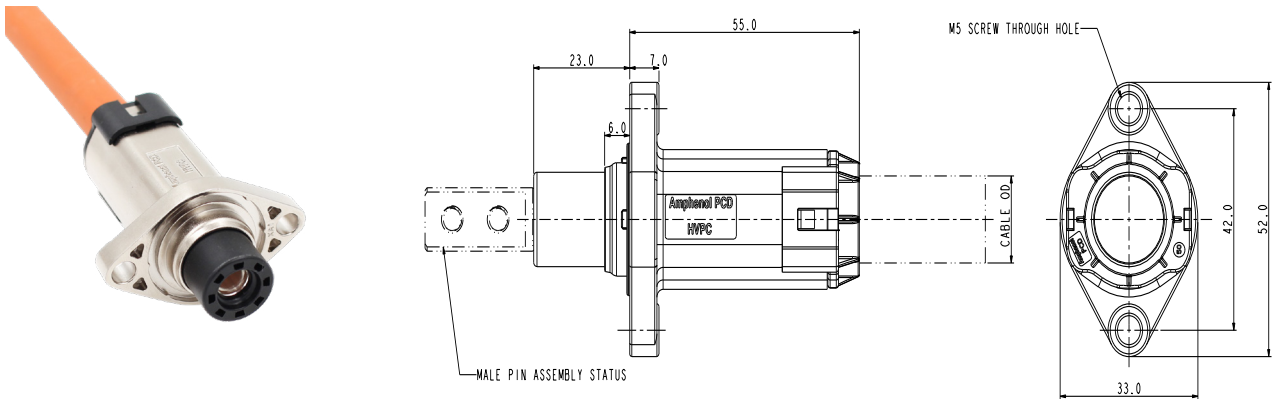


KEY FEATURES

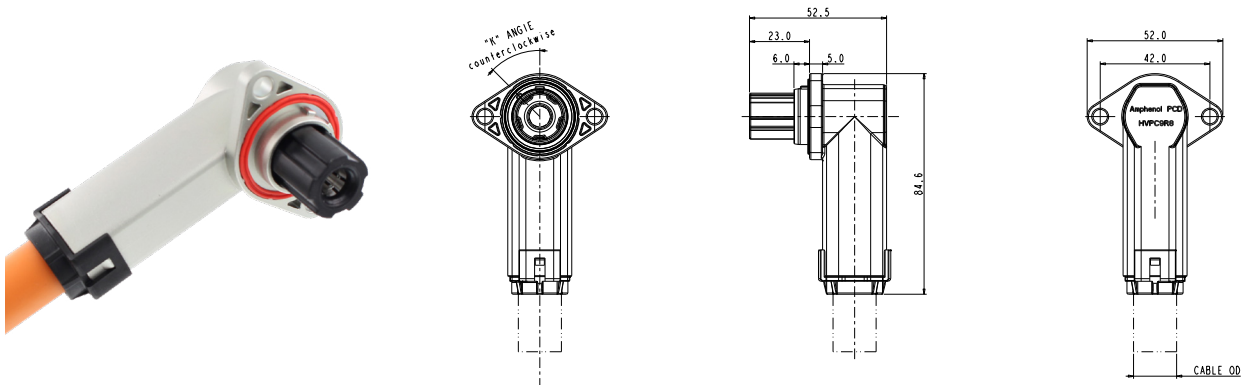
- Easy to install, reliable connection
- Sealing, IP67, IP6K9K (mated)
- Multiple coding positions
- 360° shielded from wire to device
- Economical

| MECHANICAL | |
|--------------------------------|--|
| Durability | ≥ 50 mating cycles |
| Wire range | 35 to 50 mm ² shielded wire |
| Insertion and extraction force | < 100N |
| Connection type | Crimp |
| ELECTRICAL | |
| Rated voltage | 1000V DC |
| Rated current | Max 180A @ ambient temperature 70°C |
| Insulator resistance | > 100MΩ |
| Dielectric withstand voltage | 3000V AC |
| Shielding | 360° from wire to device |
| ENVIRONMENTAL | |
| Sealing | IP67, IP6K9K (mated) |
| Temperature range | -40°C to 125°C |
| Salt spray | 96 hours |
| Touch-proof | IP2XB |
| STANDARDS | |
| USCAR-2 | |
| USCAR-37 | |
| LV-215 | |
| RoHS & REACH | |
| MATERIAL | |
| Housing | Metal |

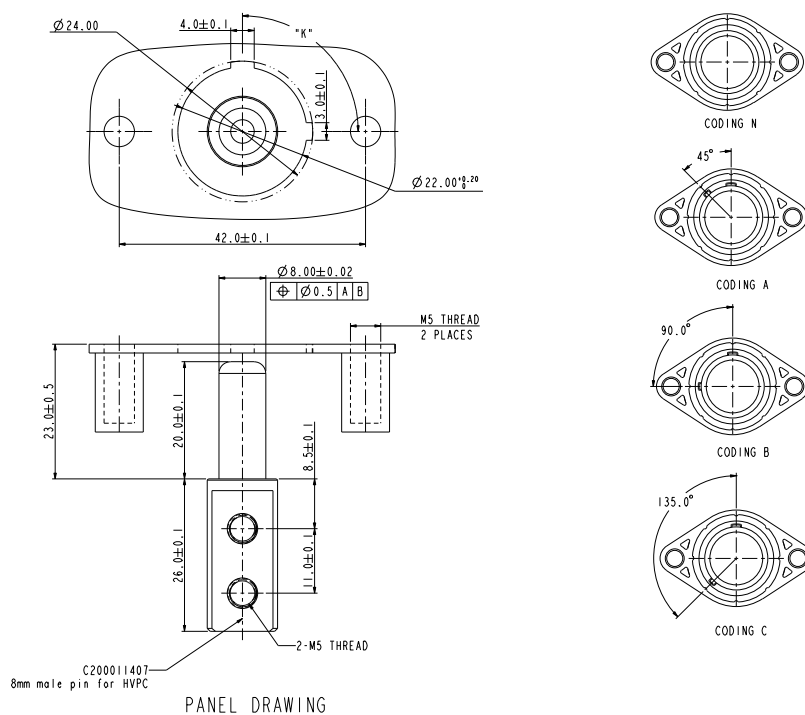
HVPC 1 POSITION PASS-THROUGH



HVPC 1 POSITION RIGHT-ANGLE



PANEL MOUNTING DIMENSIONS




HOW TO ORDER (HVPC)

HOW TO ORDER

| | | | | | | |
|--|------|---|----|---|---|----|
| | HVPC | 7 | R8 | 1 | A | 35 |
| Product type: | | | | | | |
| 7: Straight | | | | | | |
| 9: Right angle | | | | | | |
| Insert size: | | | | | | |
| R8: 8mm pin contact | | | | | | |
| Position: | | | | | | |
| 1: 1 position | | | | | | |
| Coding: | | | | | | |
| A: Coding A | | | | | | |
| B: Coding B | | | | | | |
| C: Coding C | | | | | | |
| D: Coding D (Right-Angle only) | | | | | | |
| E: Coding E (Right-Angle only) | | | | | | |
| N: Coding N (Straight only) | | | | | | |
| Wire type: | | | | | | |
| 35: 35mm ² shielded wire | | | | | | |
| 50: 50mm ² shielded wire | | | | | | |

HVPT M



KEY FEATURES

Easy to install, reliable connection

Sealing, IP67, IP6K9K (mated)

Multiple coding positions

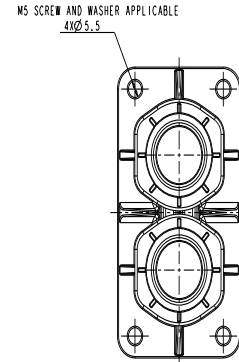
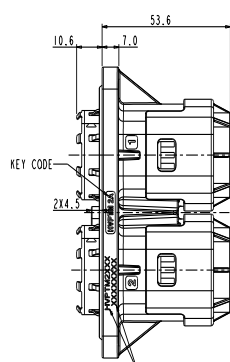
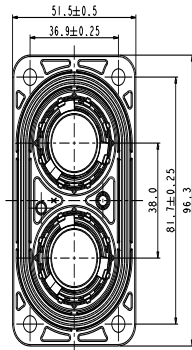
360° shielded from wire to device

Economical

| MECHANICAL | |
|------------------------|---|
| Wire range | 70 to 150 mm ² shielded wire |
| Connection type | Crimp |
| ELECTRICAL | |
| Voltage rating (cable) | 1000V DC |
| Insulator resistance | > 200MΩ |
| Shielding | 360° from wire to device |
| ENVIRONMENTAL | |
| Sealing | IP67, IP6K9K (mated) |
| Temperature range | -40°C to 125°C |
| Salt spray | 500 hours |
| STANDARDS | |
| USCAR-2 | |
| USCAR-37 | |
| LV-216-2 | |
| RoHS & REACH | |
| MATERIAL | |
| Housing | Metal |

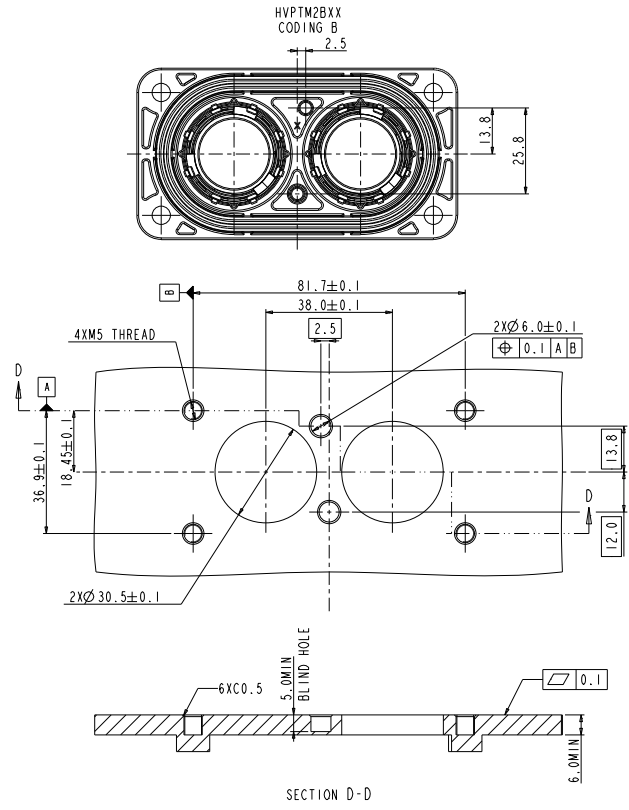
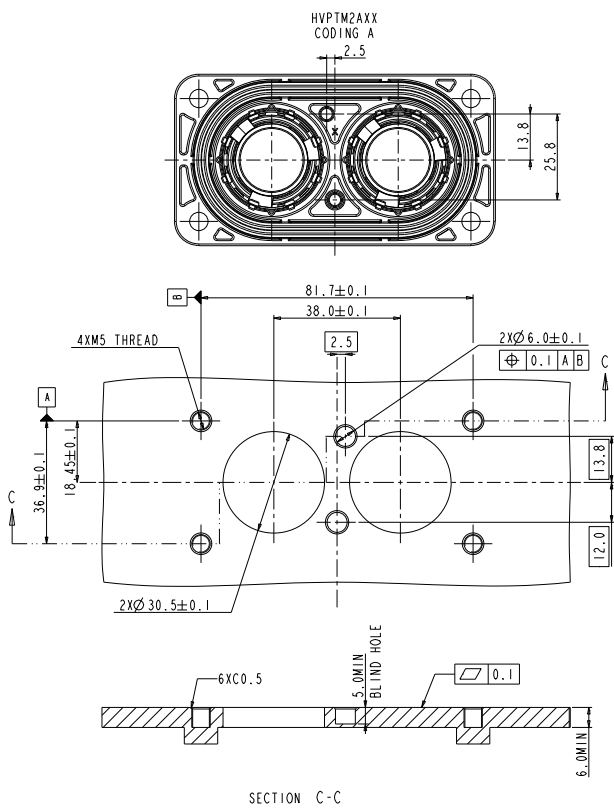
Excel|Mate PT (HVPT M)

HVPT M 2-PIN

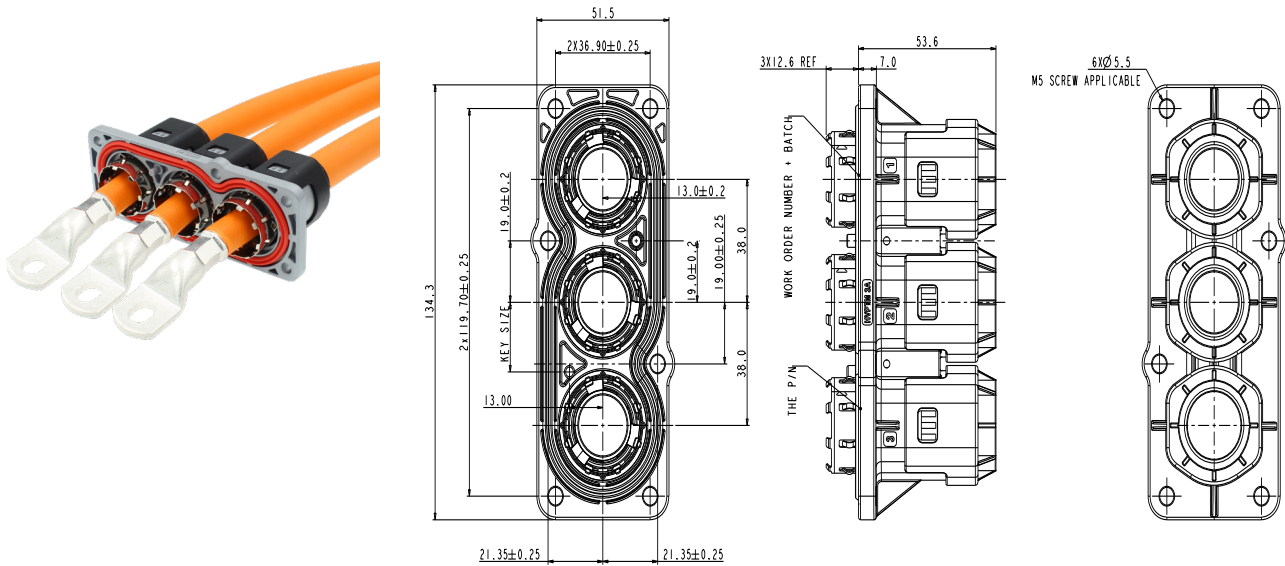


PRINTING CONTENT:
THE FIRST ROW IS P/N(PRINT THE FULL CODE)
THE SECOND ROW IS WORK ORDER NUMBER + BATCH

PANEL MOUNTING DIMENSION

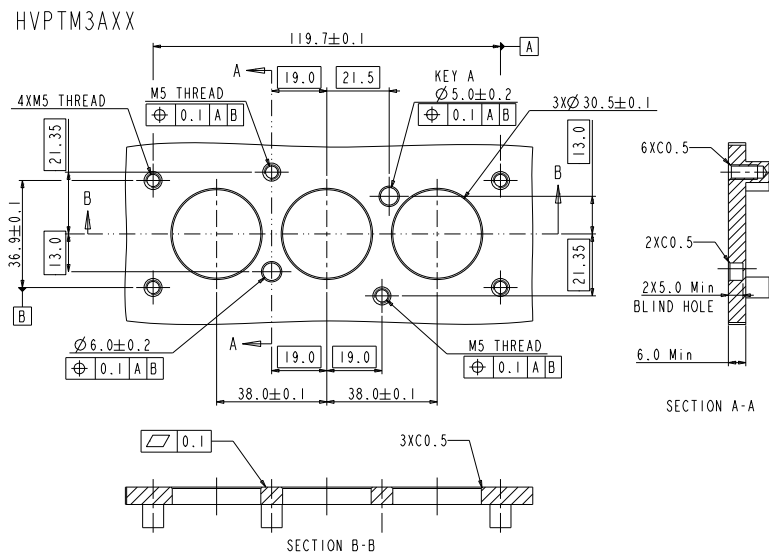


HVPT M 3-PIN

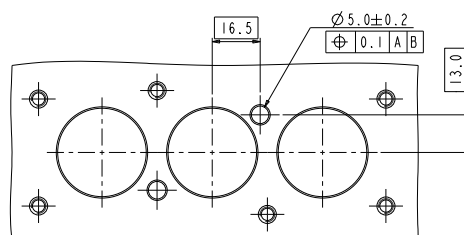


PANEL MOUNTING DIMENSION

MOUNTING PANEL RECOMMENDATION



HVPTM3BXX



ExcelMate PT (HVPT M)

HOW TO ORDER: PLUG

| | | | | |
|-------------------|--------|---|---|----|
| | HVPT M | 2 | A | 01 |
| Position: | | | | |
| 2: | | | | |
| 3: | | | | |
| Coding: | | | | |
| A: | | | | |
| B: | | | | |
| Wire type: | | | | |
| 01: | | | | |
| 02: | | | | |
| 03: | | | | |
| 04: | | | | |

HVPT BM



KEY FEATURES

Easy to install, reliable connection

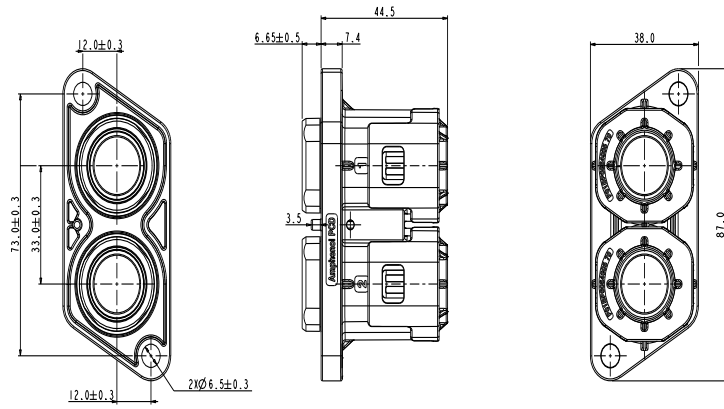
Sealing, IP67, IP6K9K (mated)
Multiple coding positions

360° shielded from wire to device

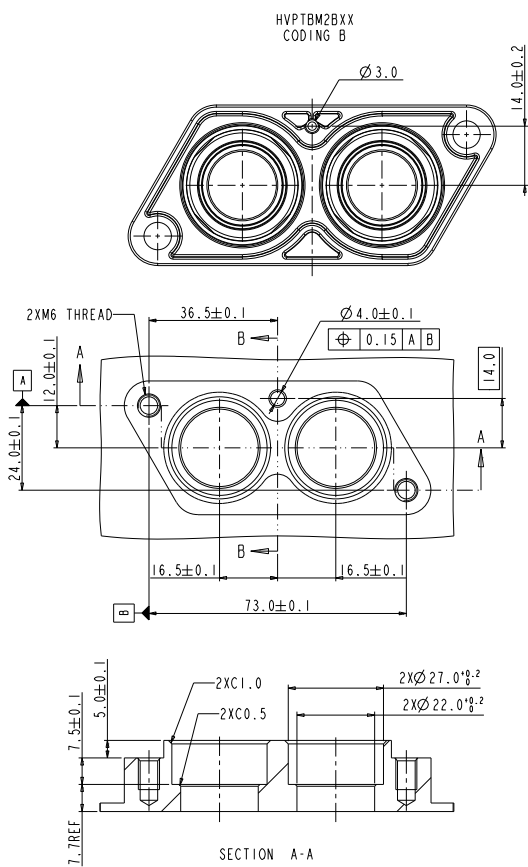
Economical

| MECHANICAL | |
|------------------------|--|
| Wire range | 16 to 70 mm ² shielded wire |
| Connection type | Crimp |
| ELECTRICAL | |
| Voltage rating (cable) | 1000V DC |
| Insulator resistance | > 200MΩ |
| Shielding | 360° from wire to device |
| ENVIRONMENTAL | |
| Sealing | IP67, IP6K9K (mated) |
| Temperature range | -40°C to 125°C |
| Salt spray | 500 hours |
| STANDARDS | |
| USCAR-2 | |
| USCAR-37 | |
| LV-216-2 | |
| RoHS & REACH | |
| MATERIAL | |
| Housing | Metal |

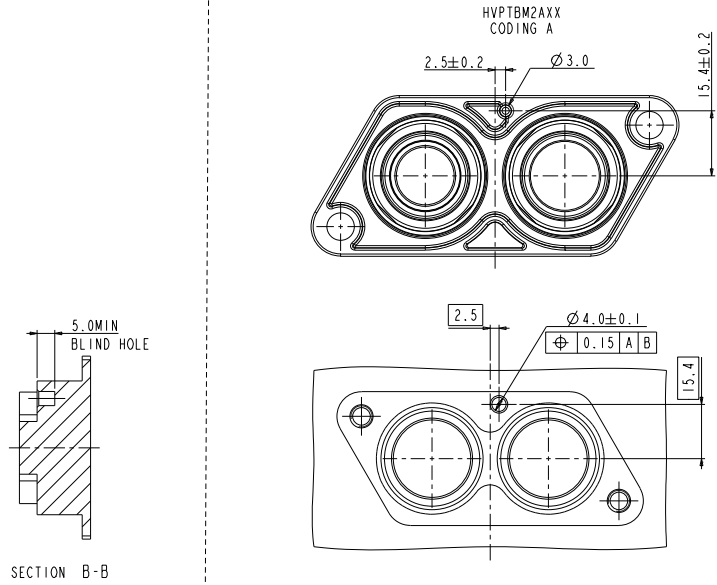
HVPT M 2-PIN



PANEL MOUNTING DIMENSION



MOUNTING PANEL RECOMMENDED DIMENSIONS



MOUNTING PANEL RECOMMENDED DIMENSIONS

HOW TO ORDER: PLUG

| | | | | |
|-------------------|---------------------------------|---|---|----|
| | HVPT BM | 2 | A | 01 |
| Position: | | | | |
| 2: | 2 positions | | | |
| Coding: | | | | |
| A: | Coding A | | | |
| B: | Coding B | | | |
| Wire type: | | | | |
| 01: | 16mm ² shielded wire | | | |
| 02: | 25mm ² shielded wire | | | |
| 03: | 35mm ² shielded wire | | | |
| 04: | 50mm ² shielded wire | | | |
| 05: | 70mm ² shielded wire | | | |

Amphenol PCD Shenzhen

Building C
Dagang Industrial Zone
Guangming District
Shenzhen 518132
China

Tel.: +86 755-8173-8000
Fax: +86 755-8173-8180
Email: inquiry@amphenolpcd.com.cn

www.amphenolpcd.com.cn

Notes:

Amphenol PCD Shenzhen has made every effort to ensure that the information contained in this catalog is accurate at the time of publication. Specifications or information stated in this publication are subject to change without notice.

Amphenol PCD Shenzhen reserves the right to clarify this catalog.