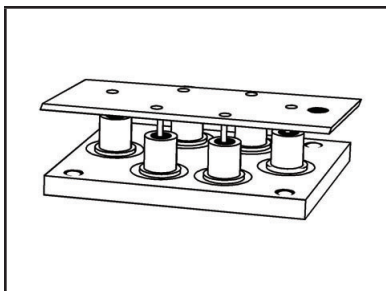


HIGH ENERGY - EXTENDED PULSE TVS**RTCA DO-160G COMPLIANT PRODUCT****GPZ1275B60K PACKAGE****DESCRIPTION**

The GPZ1275B60K is a high power, bidirectional, transient voltage suppressor (TVS) designed to provide protection against long duration switching transient threats. This heavy duty device is constructed using hermetically sealed TVS subassemblies and is suited for AC/DC applications.

FEATURES

- RTCA DO-160G COMPLIANT PRODUCT
- Compatible with IEC 61000-4-5 (Surge): 95A, 8/20 μ s Level 3(Line-Gnd) & Level 4(Line-Line)
- MIL-STD-1275 Compliant
- 60,000 Watts Peak Pulse Power per Line (tp = 1ms)
- High Average Power Dissipation
- Superior Heat Dissipation Capability
- Each Device 100% Tested

APPLICATIONS

- AC/DC Power Protection

MECHANICAL CHARACTERISTICS

- Hermetically Sealed Sub-Assemblies
- Approximate Weight: 65 grams
- Flammability Rating UL 94V-0

MAXIMUM RATINGS @ 25°C Unless Otherwise Specified

PARAMETER	SYMBOL	VALUE	UNITS
Peak Pulse Power (tp = 1ms) - See Figure 1	P_{PP}	60	kilowatts
Operating Temperature	T_L	-55 to 150	°C
Storage Temperature	T_{STG}	-55 to 150	°C
Steady State Power Dissipation (derate 2.33W/°C)	T_A	700	Watts

ELECTRICAL CHARACTERISTICS PER LINE @ 25°C Unless Otherwise Specified

PART NUMBER	RATED STAND-OFF VOLTAGE V_{WM} VOLTS	MINIMUM BREAKDOWN VOLTAGE		MAXIMUM CLAMPING VOLTAGE (Fig. 2) @ I_{PPM} V_C VOLTS	MAXIMUM LEAKAGE CURRENT @ V_{WM} I_D μ A	MAXIMUM PEAK PULSE CURRENT (Fig. 2) I_{PPM} AMPS
		$V_{(BR)}$ VOLTS	@ I_T mA			
GPZ1275B60K	28	32	30	55	60	1000

FIGURE 1
PEAK PULSE POWER VS PULSE TIME

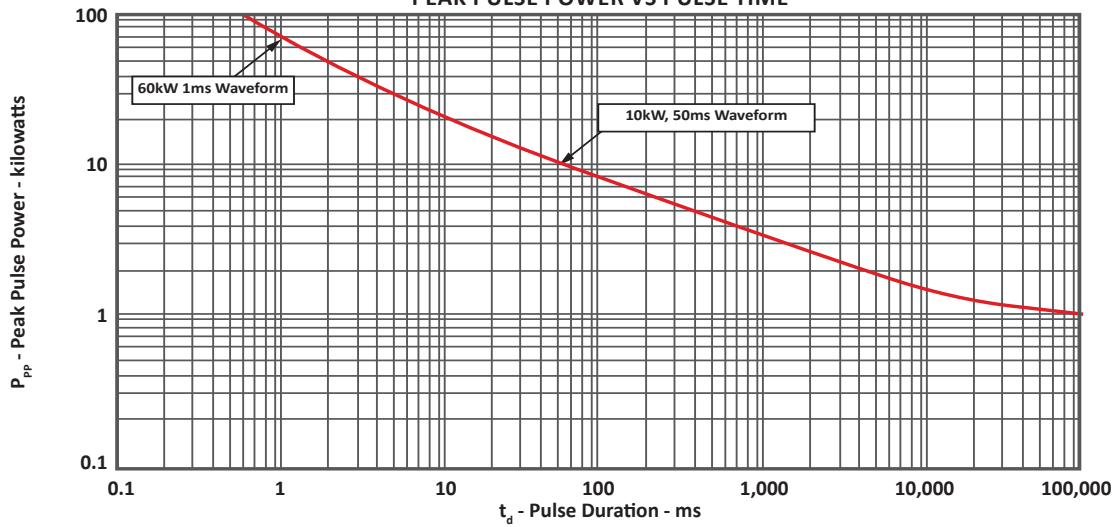


FIGURE 2
PULSE WAVEFORM

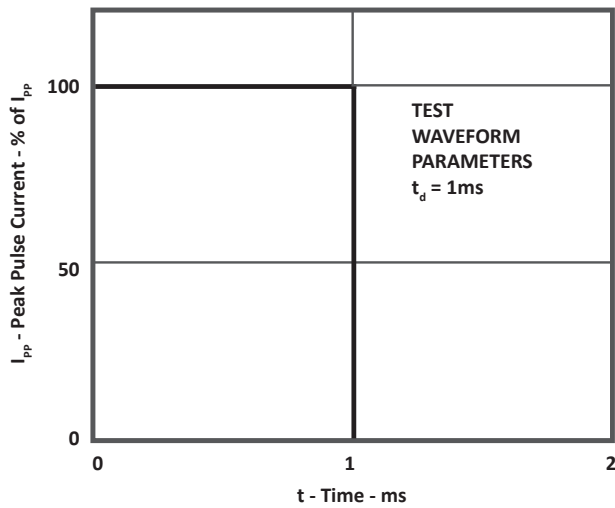
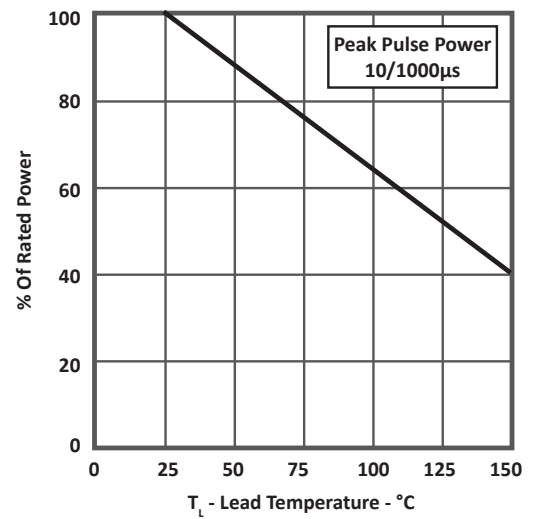


FIGURE 3
POWER DERATING CURVE

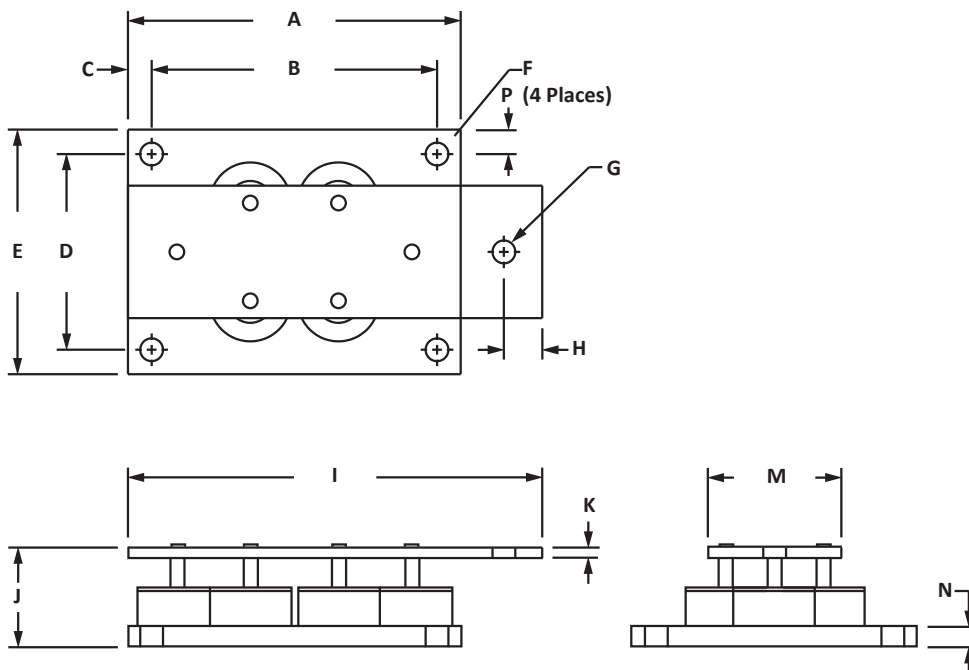


PACKAGE INFORMATION

RTCA DO-160G COMPLIANT PRODUCT

OUTLINE DIMENSIONS

DIM	MILLIMETERS		INCHES	
	MIN	MAX	MIN	MAX
A	51.56	52.07	2.03	2.65
B	44.12	44.70	1.74	1.76
C	3.55	3.81	0.14	0.15
D	30.23	30.73	1.19	1.21
E	37.84	38.35	1.49	1.51
F	3.56 DIA		0.14 DIA	
G	6.02 DIA		0.237 DIA	
H	5.84	6.10	0.23	0.24
I	64.26	64.77	2.53	2.55
J	-	17.01	-	0.67
K	1.52	1.78	0.060	0.070
M	20.57	20.82	0.810	0.820
N	3.05	3.30	0.120	0.130
P	3.68	3.94	0.145	0.155



ORDERING INFORMATION

BASE PART NUMBER	MARKING
GPZ1275B60K	Logo, Date Code, and Part Number

COMPANY INFORMATION**RTCA DO-160G COMPLIANT PRODUCT****COMPANY PROFILE**

In business more than 20 years, ProTek Devices™ is a privately held semiconductor company. The company offers a product line of overvoltage protection and overcurrent protection components. These include transient voltage suppressor array (TVS arrays) avalanche breakdown diode, steering diode TVS array and electronics SMD chip fuses. These components deliver circuit protection in electronic systems from numerous overvoltage and overcurrent events. They include lightning; electrostatic discharge (ESD); nuclear electromagnetic pulses (NEMP); inductive switching; and electromagnetic interference (EMI) / radio frequency interference (RFI). ProTek Devices also offers LED wafer die for ESD protection and related high frequency products.

CONTACT US**Corporate Headquarters**

2929 South Fair Lane
Tempe, Arizona 85282
USA

By Telephone

General: 602-431-8101
Sales: & Marketing: 602-414-5109
Customer Service: 602-414-5114
Product Technical Support: 602-414-5107

By Fax

General: 602-431-2288

By E-mail:

Asia Sales: asiasales@protekdevices.com
Europe Sales: europesales@protekdevices.com
U.S. Sales: ussales@protekdevices.com
Distributor Sales: distysales@protekdevices.com
Customer Service: service@protekdevices.com
Technical Support: support@protekdevices.com

ProTek Devices (Asia Pacific) Pte. Ltd.

8 Ubi Road 2, #06-19
Zervex
Singapore - 408538
Tel: +65-67488312
Fax: +65-67488313

Web

www.protekdevices.com

COPYRIGHT © ProTek Devices 2014 - This literature is subject to all applicable copyright laws and is not for resale in any manner.

SPECIFICATIONS: ProTek reserves the right to change the electrical and or mechanical characteristics described herein without notice.

DESIGN CHANGES: ProTek reserves the right to discontinue product lines without notice and that the final judgement concerning selection and specifications is the buyer's and that in furnishing engineering and technical assistance. ProTek assumes no responsibility with respect to the selection or specifications of such products. ProTek makes no warranty, representation or guarantee regarding the suitability of its products for any particular purpose, nor does ProTek assume any liability arising out of the application or use of any product or circuit and specifically disclaims any and all liability without limitation special, consequential or incidental damages.

LIFE SUPPORT POLICY: ProTek Devices products are not authorized for use in life support systems without written consent from the factory.