

PADGPS-I4H4G-101-1Z

Engineering Specification

1. Typical Electrical Properties

GPS L1:

Characteristics	Specification	Unit	Conditions
Patch Center Frequency	1575.42 ± 3	MHz	By Test on 70x70 mm Ground
Zenith Gain	4 Typ.	dBic	
S ₁₁	≤ -10	dB	
Polarization	RHCP		
Frequency Temperature Coefficient	0±20	ppm/°C	-40°C to +85°C

GPS L2:

Characteristics	Specification	Unit	Conditions
Patch Center Frequency	1227.6 ± 3	MHz	By Test on 70x70 mm Ground
Zenith Gain	5 Typ.	dBic	
S ₁₁	≤ -10	dB	
Polarization	RHCP		
Frequency Temperature Coefficient	0±20	ppm/°C	-40°C to +85°C

Note: (1) Patch Antenna is located on 70x70 mm Ground
PADGPS-I4H4G-101-1Z, G : Green parts (RoHS compliance)
-101 are the code of project number, -1Z show of appendix

UNLESS OTHER SPECIFIED TOLERANCES ON :

X= X.X= X.XX=
ANGLES= HOLEDIA=



INPAQ TECHNOLOGY CO., LTD.

SCALE : UNIT : mm
DRAWN BY:王瑞娟 CHECKED BY:馬敏勝
DESIGNED BY:賴右城 APPROVED BY:謝立庭

THIS DRAWINGS AND SPECIFICATIONS ARE THE PROPERTY OF INPAQ TECHNOLOGY CO.,LTD.AND SHALL NOT BE REPRODUCED OR USED AS THE BASIS FOR THE MANUFACTURE OR SALE OF APPARATUS OR DEVICES WITHOUT PERMISSION

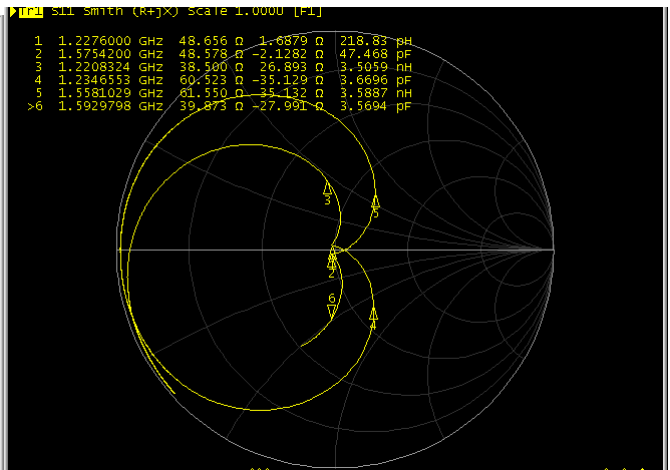
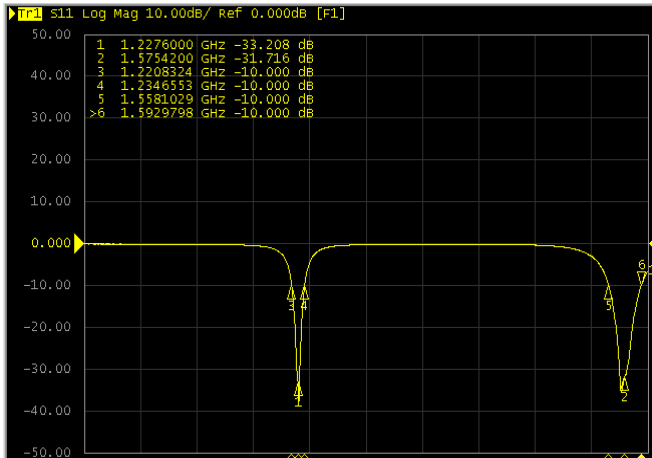
TITLE : PADGPS-I4H4G-101-1Z
ENGINEERING SPECIFICATION

DOCUMENT NO. ENS000061350

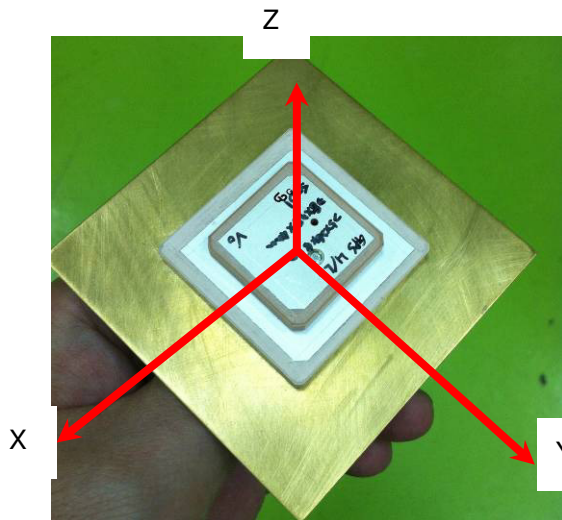
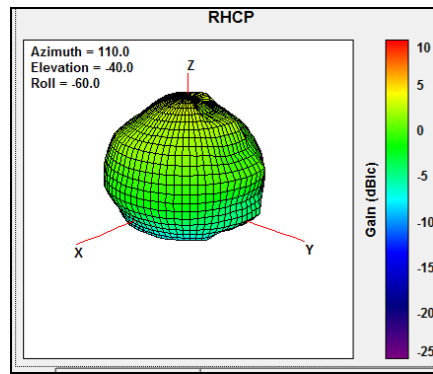
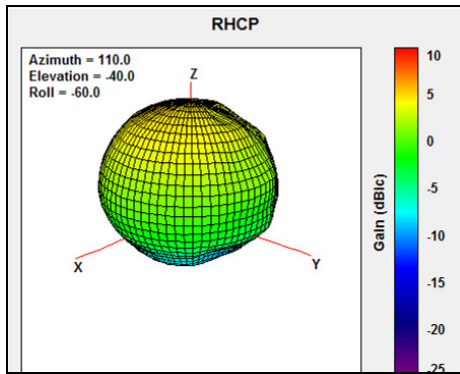
SPEC REV.
A1

2. Patch Antenna Performance and Characteristic Data on 70x70 mm Ground

2.1 Smith Chart/S₁₁



2.2 3D Circular Polarization Gain Pattern: RHCP (Unit : dBic)



UNLESS OTHER SPECIFIED TOLERANCES ON :

X= X.X= X.XX=
 ANGLES= HOLEDIA=

SCALE : UNIT : mm

DRAWN BY:王瑞娟 CHECKED BY:馬敏勝

DESIGNED BY:賴右城 APPROVED BY:謝立庭

TITLE : PADGPS-I4H4G-101-1Z
 ENGINEERING SPECIFICATION



INPAQ TECHNOLOGY CO., LTD.

THIS DRAWINGS AND SPECIFICATIONS ARE THE PROPERTY OF INPAQ TECHNOLOGY CO.,LTD.AND SHALL NOT BE REPRODUCED OR USED AS THE BASIS FOR THE MANUFACTURE OR SALE OF APPARATUS OR DEVICES WITHOUT PERMISSION

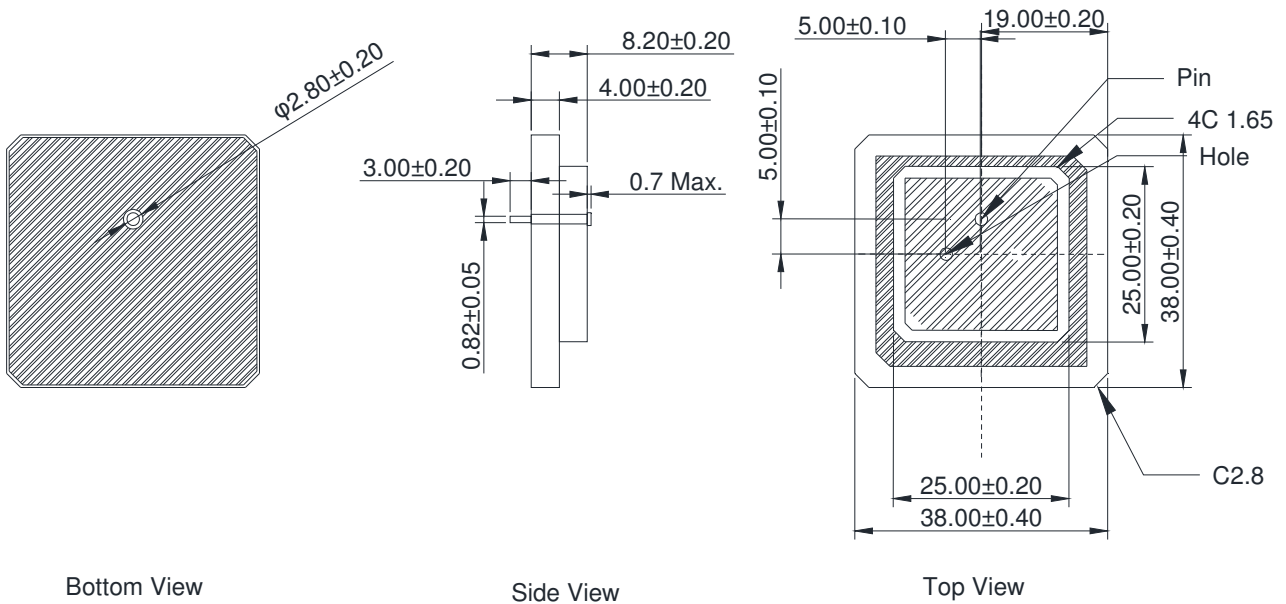
DOCUMENT NO. ENS000061350

SPEC REV. A1

2.3 Antenna on 70x70 m Ground:



3. Dimension



Unit : mm

UNLESS OTHER SPECIFIED TOLERANCES ON :

X= X.X= X.XX=
 ANGLES= HOLEDIA=



INPAQ TECHNOLOGY CO., LTD.

SCALE : UNIT : mm

DRAWN BY: 王瑞娟 CHECKED BY: 馬敏勝

DESIGNED BY: 賴右城 APPROVED BY: 謝立庭

THIS DRAWINGS AND SPECIFICATIONS ARE THE PROPERTY OF INPAQ TECHNOLOGY CO.,LTD.AND SHALL NOT BE REPRODUCED OR USED AS THE BASIS FOR THE MANUFACTURE OR SALE OF APPARATUS OR DEVICES WITHOUT PERMISSION

**TITLE : PADGPS-I4H4G-101-1Z
 ENGINEERING SPECIFICATION**

DOCUMENT NO. ENS000061350

SPEC REV. A1

4. Typical Electrical Properties on INPAQ Test Ground

GPS L1:

Characteristics	Specification	Unit	Conditions
Center Frequency	1574.5 ± 3	MHz	By Test Ground Plane
Polarization	RHCP		By Test Housing
Impedance	(47.72±8)+j(2.64±8)	Ω	By Test Ground Plane
Frequency Temperature Coefficient	0±20	ppm/°C	-40°C to +85°C

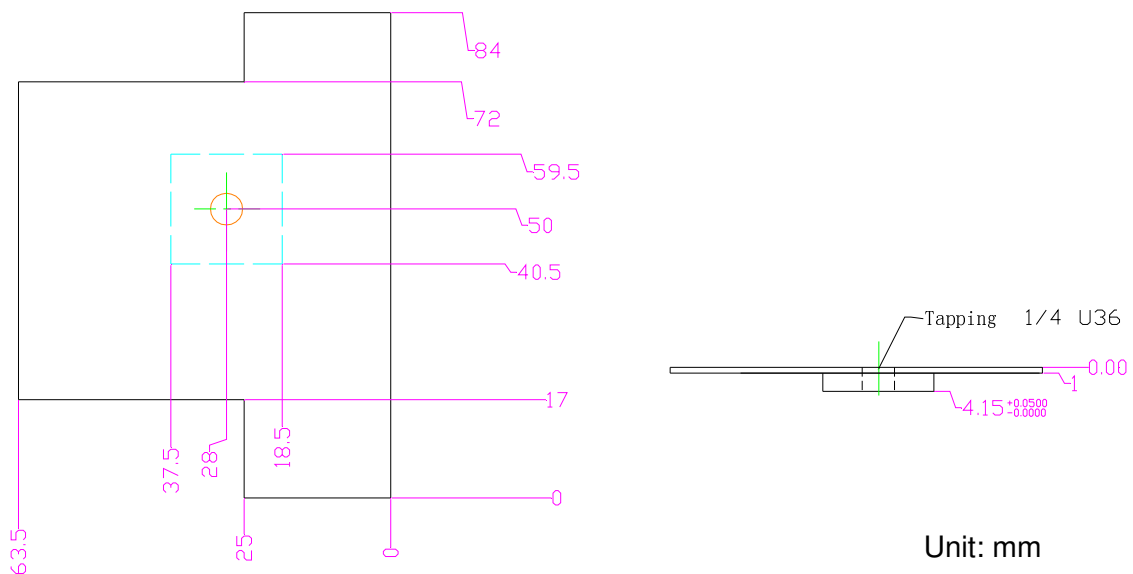
GPS L2:

Characteristics	Specification	Unit	Conditions
Center Frequency	1227 ± 3	MHz	By Test Ground Plane
Polarization	RHCP		By Test Housing
Impedance	(45.51±8)+j(1.44±8)	Ω	By Test Ground Plane
Frequency Temperature Coefficient	0±20	ppm/°C	-40°C to +85°C

5. Test Condition Ground Plane

PADGPS-I4H4G-101-1Z-V0

2013-04-15



UNLESS OTHER SPECIFIED TOLERANCES ON :

X= X.X= X.XX=
 ANGLES= HOLEDIA=



INPAQ TECHNOLOGY CO., LTD.

SCALE : UNIT : mm

DRAWN BY:王瑞娟 CHECKED BY:馬敏勝
 DESIGNED BY:賴右城 APPROVED BY:謝立庭

THIS DRAWINGS AND SPECIFICATIONS ARE THE PROPERTY OF INPAQ TECHNOLOGY CO.,LTD.AND SHALL NOT BE REPRODUCED OR USED AS THE BASIS FOR THE MANUFACTURE OR SALE OF APPARATUS OR DEVICES WITHOUT PERMISSION

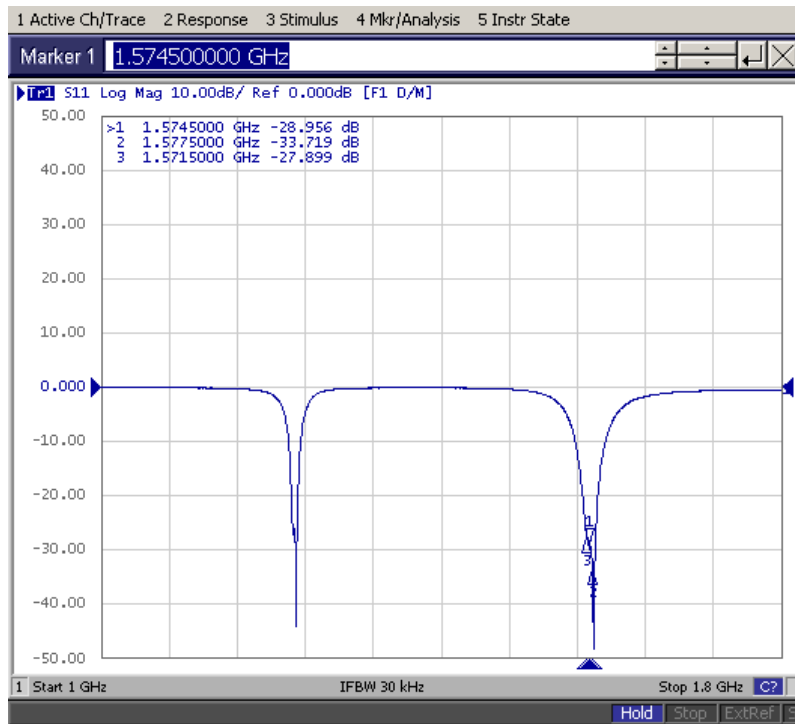
TITLE : PADGPS-I4H4G-101-1Z
 ENGINEERING SPECIFICATION

DOCUMENT NO. ENS000061350

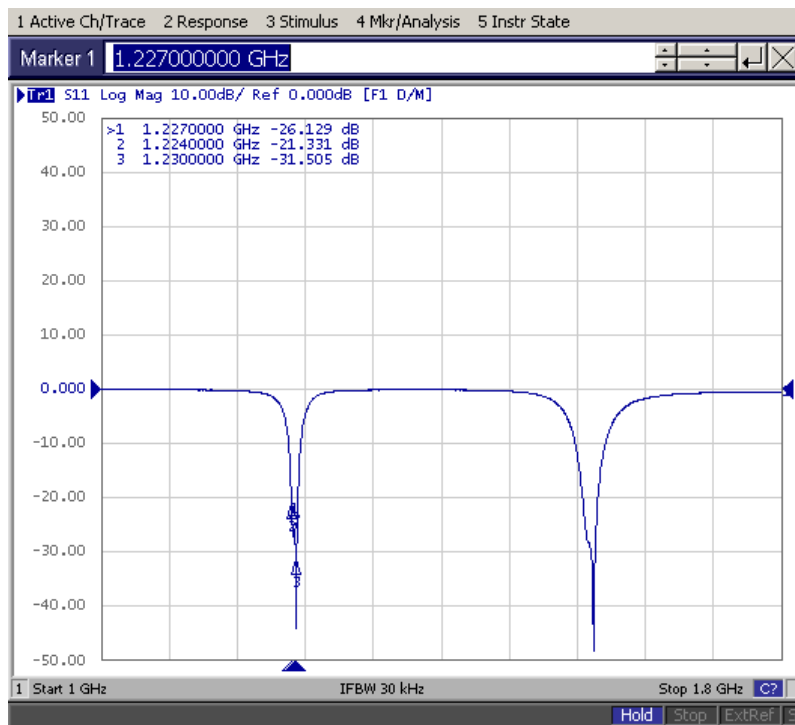
SPEC REV.
 A1

6. Return Loss Characteristics

GPS L1:



GPS L2:



UNLESS OTHER SPECIFIED TOLERANCES ON :

X= X.X= X.XX= HOLEDIA=

ANGLES=



INPAQ TECHNOLOGY CO., LTD.

SCALE : UNIT : mm

DRAWN BY:王瑞娟 CHECKED BY:馬敏勝

DESIGNED BY:賴右城 APPROVED BY:謝立庭

THIS DRAWINGS AND SPECIFICATIONS ARE THE PROPERTY OF INPAQ TECHNOLOGY CO.,LTD.AND SHALL NOT BE REPRODUCED OR USED AS THE BASIS FOR THE MANUFACTURE OR SALE OF APPARATUS OR DEVICES WITHOUT PERMISSION

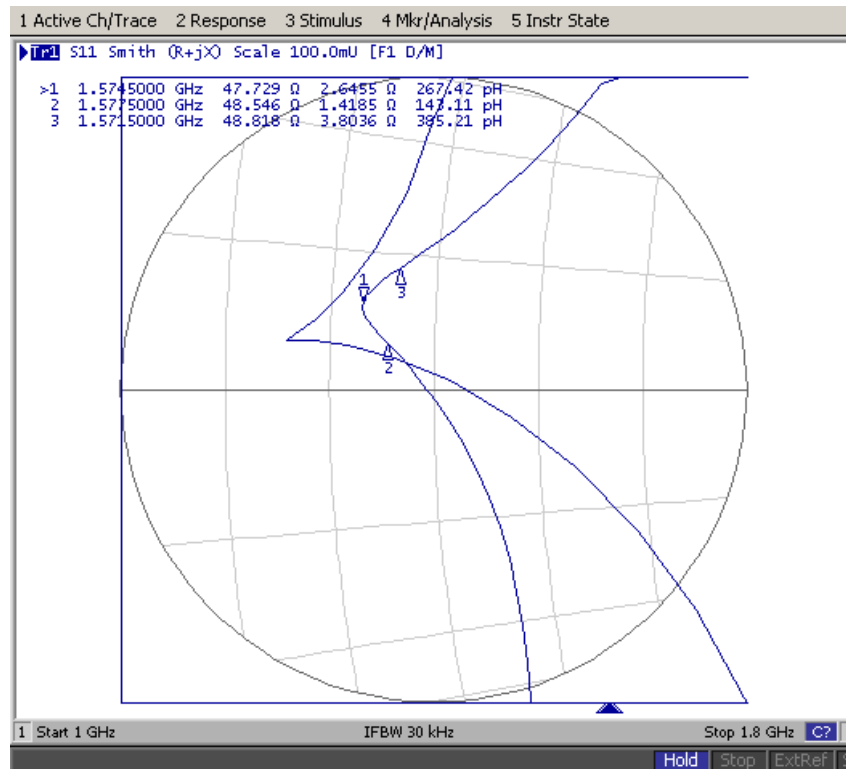
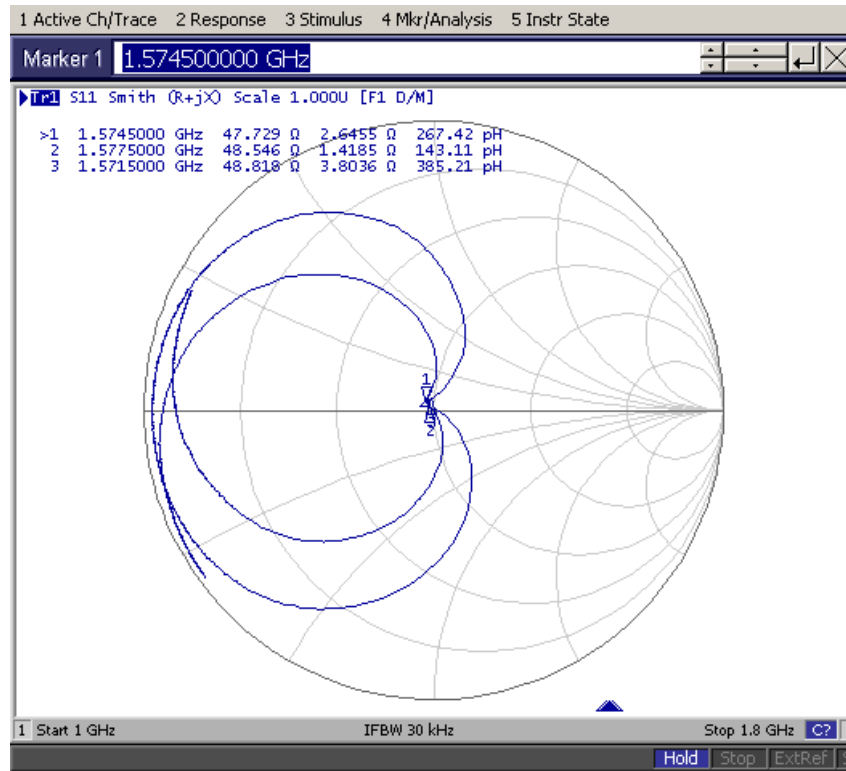
TITLE : PADGPS-I4H4G-101-1Z
ENGINEERING SPECIFICATION

DOCUMENT NO. ENS000061350

SPEC REV. A1

7. Measured Input Impedance on a Smith Chart

GPS L1:



UNLESS OTHER SPECIFIED TOLERANCES ON :

X= X.X= X.XX=

ANGLES= HOLEDIA=



INPAQ TECHNOLOGY CO., LTD.

SCALE : UNIT : mm

DRAWN BY:王瑞娟 CHECKED BY:馬敏勝

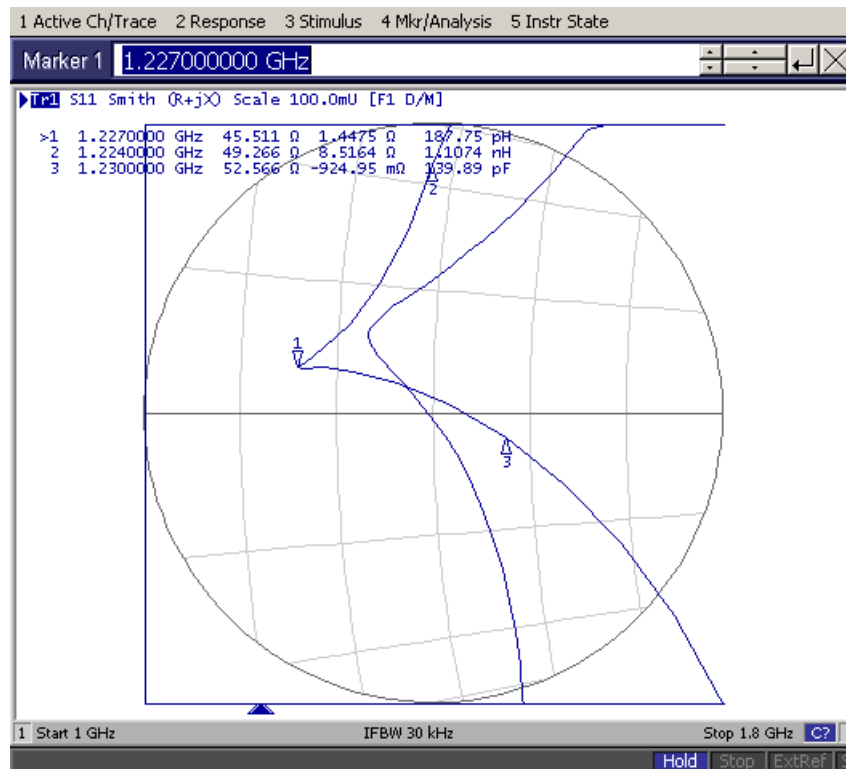
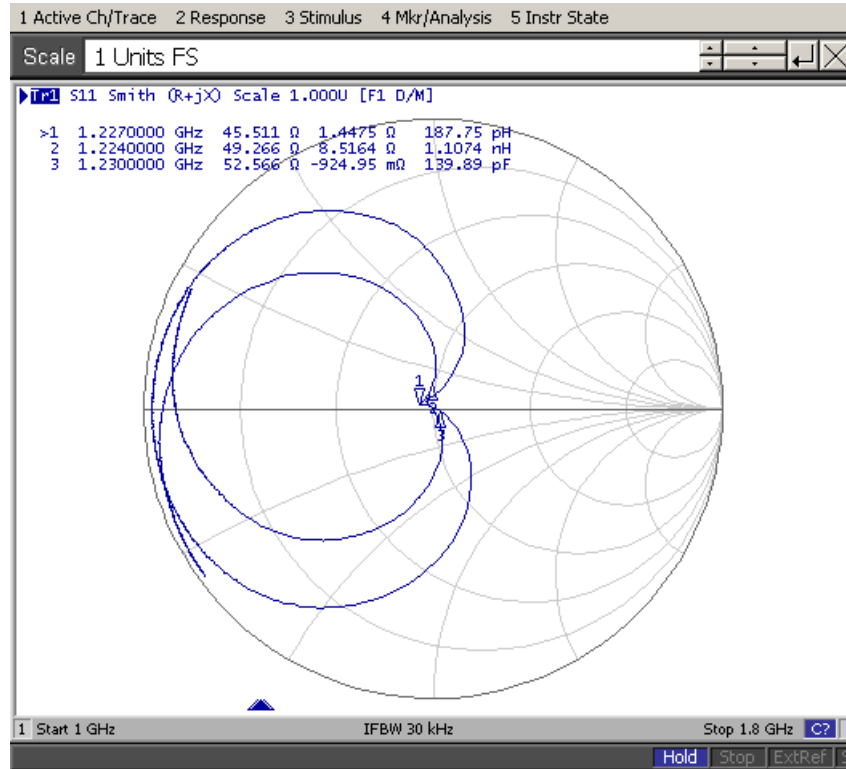
DESIGNED BY:賴右城 APPROVED BY:謝立庭

THIS DRAWINGS AND SPECIFICATIONS ARE THE PROPERTY OF INPAQ TECHNOLOGY CO.,LTD.AND SHALL NOT BE REPRODUCED OR USED AS THE BASIS FOR THE MANUFACTURE OR SALE OF APPARATUS OR DEVICES WITHOUT PERMISSION

TITLE : PADGPS-I4H4G-101-1Z
ENGINEERING SPECIFICATION

DOCUMENT NO.	ENS000061350	SPEC REV.
		A1

GPS L2:



UNLESS OTHER SPECIFIED TOLERANCES ON :

X= X.X= X.XX=

ANGLES= HOLEDIA=



INPAQ TECHNOLOGY CO., LTD.

SCALE : UNIT : mm

DRAWN BY:王瑞娟 CHECKED BY:馬敏勝

DESIGNED BY:賴右城 APPROVED BY:謝立庭

THIS DRAWINGS AND SPECIFICATIONS ARE THE PROPERTY OF INPAQ TECHNOLOGY CO.,LTD.AND SHALL NOT BE REPRODUCED OR USED AS THE BASIS FOR THE MANUFACTURE OR SALE OF APPARATUS OR DEVICES WITHOUT PERMISSION

TITLE : PADGPS-I4H4G-101-1Z
ENGINEERING SPECIFICATION

DOCUMENT NO. ENS000061350

SPEC REV. A1

8. Explanation of Appendix

PADGPS-I4H4G-101-1Z (1)(2)

(1) Pin = 3 mm

(2) Adhesive Tape **Z** 32×32mm

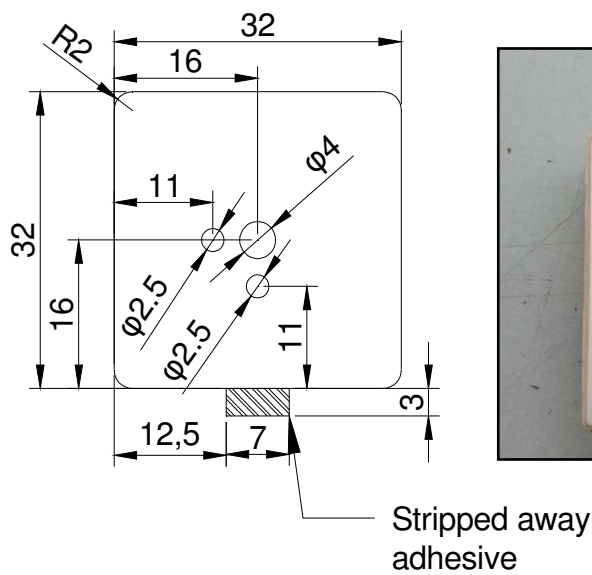
Adhesive Transfer Tape Specification

2.1 TAPE : Nitto 5000NS 32x32x0.16mm

2.2 Thickness : 0.16 mm

2.3 Release Liner : 0.1mm (typ.) printed paper or paper

2.4 Dimension : mm



Tolerance: ± 0.5 mm



UNLESS OTHER SPECIFIED TOLERANCES ON :

X= X.X= X.XX=

ANGLES= HOLEDIA=

SCALE : UNIT : mm

DRAWN BY:王瑞娟 CHECKED BY:馬敏勝

DESIGNED BY:賴右城 APPROVED BY:謝立庭

TITLE : PADGPS-I4H4G-101-1Z
ENGINEERING SPECIFICATION



INPAQ TECHNOLOGY CO., LTD.

THIS DRAWINGS AND SPECIFICATIONS ARE THE PROPERTY OF INPAQ TECHNOLOGY CO.,LTD.AND SHALL NOT BE REPRODUCED OR USED AS THE BASIS FOR THE MANUFACTURE OR SALE OF APPARATUS OR DEVICES WITHOUT PERMISSION

DOCUMENT
NO.

ENS000061350

SPEC REV.

A1