

# Patch Antenna

## Specification

**Type  
Series**

**GPS Glonass**

PA1590MF6G-xxx-xxx

PA1590MF4G-xxx-xxx

PA1590MI6G-xxx-xxx

PA1590MI4G-xxx-xxx

PA1590MJ4G-xxx-xxx

PA1590MK4G-xxx-xxx

PA1590MQ5G-xxx-xxx

Product name

PA1590MF6G-xxx-xxx

PA1590MF4G-xxx-xxx

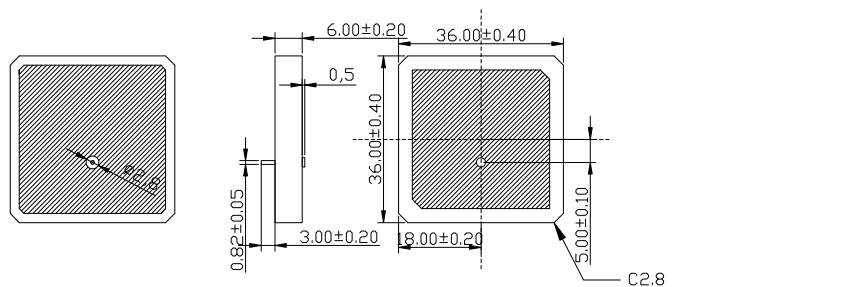
Appearance



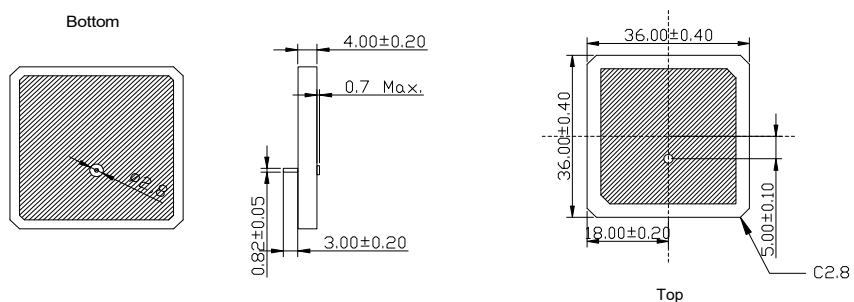
Specification

Center Frequency (MHz)	1593±3	1593±3
Bandwidth (MHz)	60.0 min	45.0 min
Gain at Zenith (dBic)	5.0 typ.	3.5 typ.
Polarization	R.H.C.P.	R.H.C.P.
Impedance(Ω)	50 typ.	50 typ.
Axial Ratio (dB)	≤ 7	≤ 11
Test Condition	70 mm Square Ground Plane	70 mm Square Ground Plane
Dimension (mm)	a. 36 x 36 x 6	b. 36 x 36 x 4

a



b



Product name

PA1590MI6G-xxx-xxx

PA1590MI4G-xxx-xxx

Appearance



## Specification

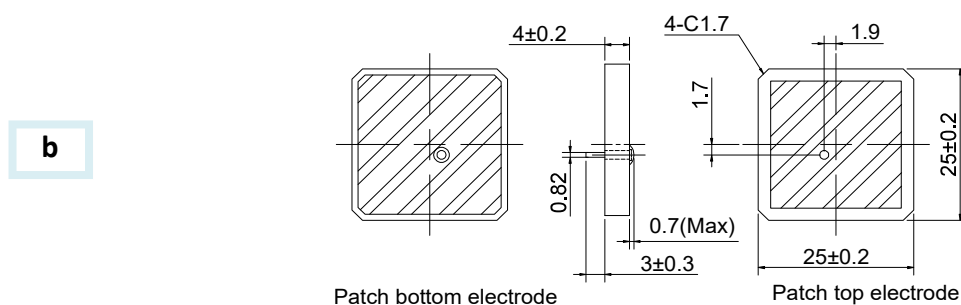
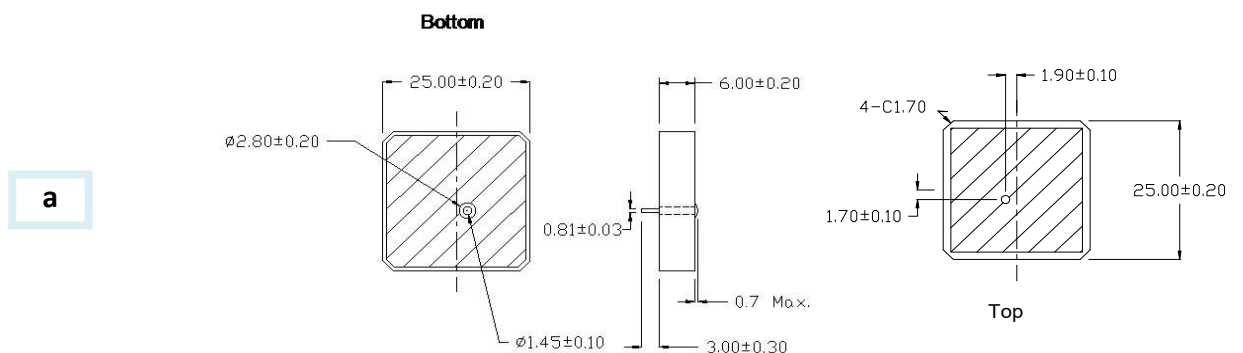
Center Frequency (MHz)	1593±3	1593±3
Bandwidth (MHz)	40.0 min	35.0 min
Gain at Zenith (dBic)	2.5 typ.	1.5 typ.
Polarization	R.H.C.P.	R.H.C.P.
Impedance(Ω)	50 typ.	50 typ.
Axial Ratio (dB)	≤ 10	≤ 12

Test Condition                      70 mm Square Ground Plane    50 mm Square Ground Plane

Dimension (mm)

a. 25 x 25 x 6

b. 25 x 25 x 4



Product name

PA1590MJ4G-xxx-xxx

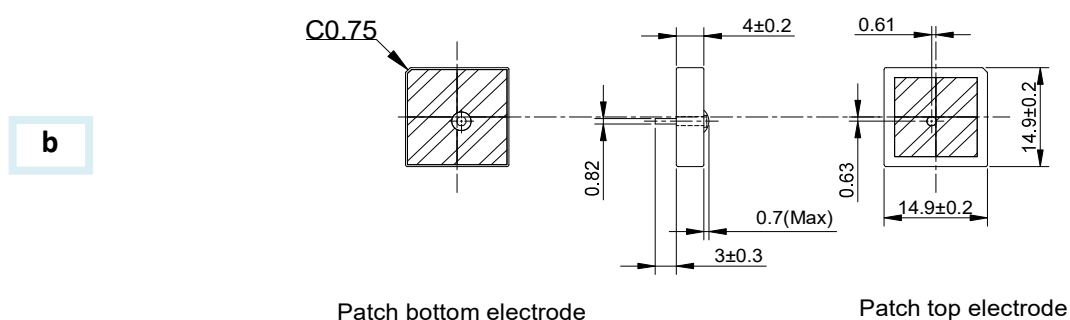
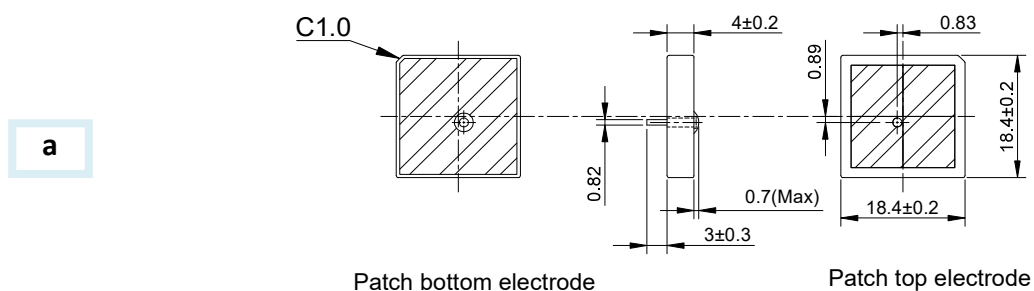
PA1590MK4G-xxx-xxx

Appearance



## Specification

Center Frequency (MHz)	1593±2	1593±2
Bandwidth (MHz)	30.0 min	Each Bands 5.0 min
Gain at Zenith (dBic)	0.0 typ.	-1.0 typ.
Polarization	R.H.C.P.	R.H.C.P.
Impedance(Ω)	50 typ.	50 typ.
Axial Ratio (dB)	≤ 16	≤ 17
Test Condition	70 mm Square Ground Plane	70 mm Square Ground Plane
Dimension (mm)	a. 18.4 x18.4 x 4	b. 15 x 15 x 4



Product name

PA1590MQ5G-xxx-xxx

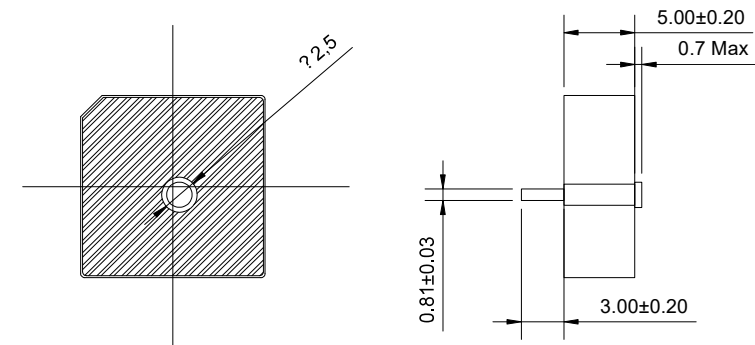
Appearance



Specification

Center Frequency (MHz)	1593±1.5
Bandwidth (MHz)	Each Bands 5.0 min
Gain at Zenith (dBic)	-1.5 typ.
Polarization	R.H.C.P.
Impedance(Ω)	50
Axial Ratio (dB)	≤ 20
Test Condition	70 mm Square Ground Plane
Dimension (mm)	13 x 13 x 5

Bottom



Top

