

TABLE OF PART NUMBERS

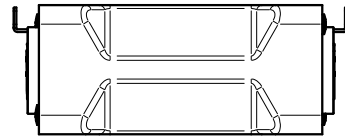
CONNECTOR
END A

ADAPTOR ASSY PART No.

CONNECTOR
END B



AC3FDZB



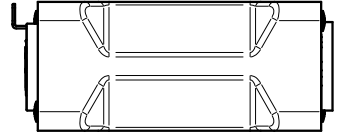
AC3F3FDW




AC3FDZB



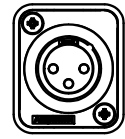
AC3FDZB



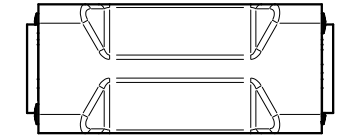
AC3F3MDW



AC3MDZB



AC3MDZB



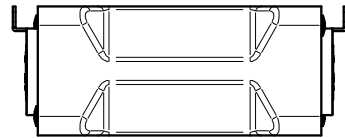
AC3M3MDW



AC3MDZB



AC5FDZB



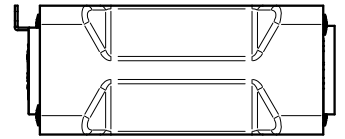
AC5F5FDW



AC5FDZB



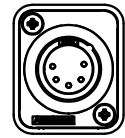
AC5FDZB



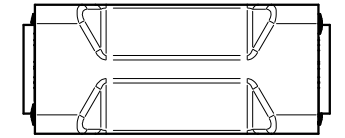
AC5F5MDW



AC5MDZB



AC5MDZB



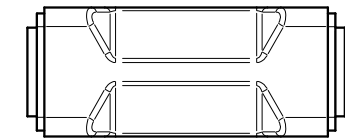
AC5M5MDW



AC5MDZB



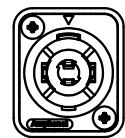
SP-2-MD



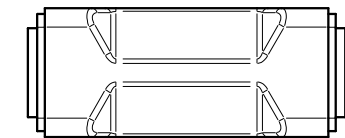
SP2F2FDW



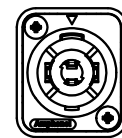
SP-2-MD



SP-4-MD



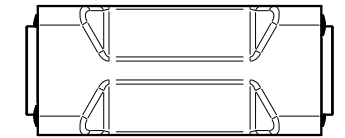
SP4F4FDW



SP-4-MD



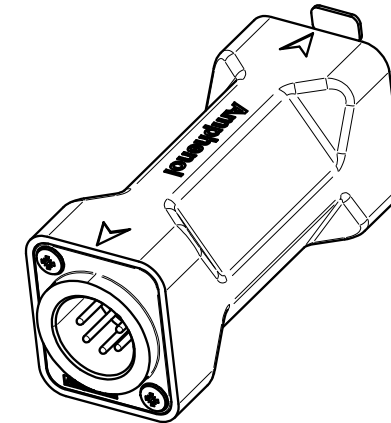
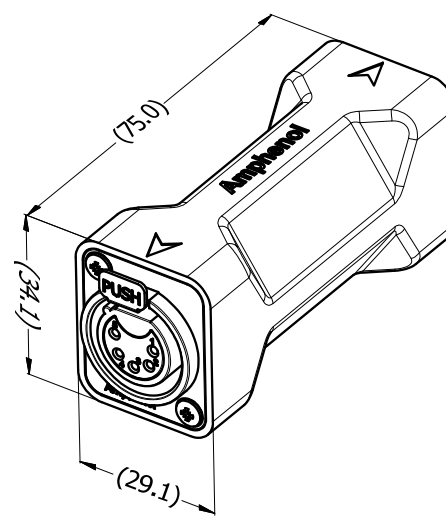
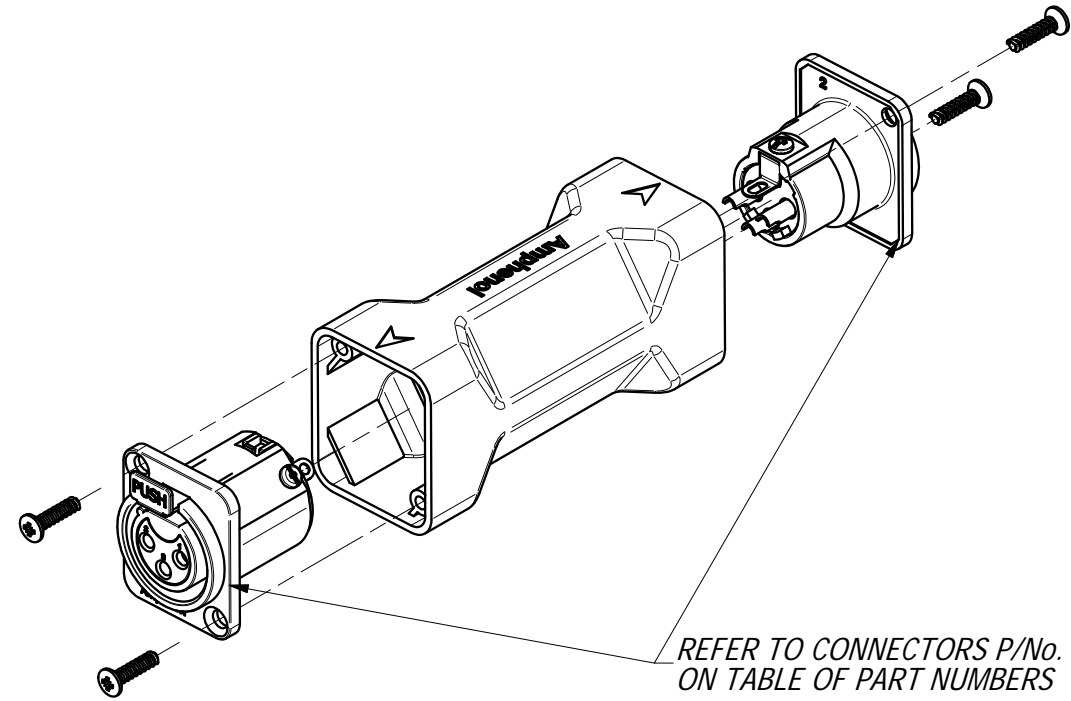
AC-BNC-JS-75B



ACBNCJJDW



AC-BNC-JS-75B



UNLESS OTHERWISE SPECIFIED TOLERANCE TO BE		THIS DOCUMENT IS THE PROPERTY OF AMPHENOL AUSTRALIA PTY. LTD. NO PART THEREOF MAY BE REPRODUCED AND USED WITHOUT THE PRIOR WRITTEN CONSENT OF THE OWNER.				Amphenol Amphenol Australia Pty.Ltd, 22 Industry Blvd, Carrum Downs VIC 3201	
LINER	ANGULAR	MATERIAL:	DRN: T.N	DATE: 15/05/14	TITLE:	PART No:	REV
X ± 0.5	X' ± 1	REFER TO COMPONENTS	CKD: T.Z	DATE: 15/05/14	ADAPTOR XLR-SP-BNC-HP CUSTOMER DWG	REFER TABLE	1
X.X ± 0.1	X.X' ± 30'		APP'D: P.M	DATE: 24/06/14			
X.X ± 0.05	X.X'X' ± 15'	DO NOT SCALE	FINISH:	SCALE: NTS	SIZE: A3	DRAWING No.	SHEET
DIMENSIONS IN MILLIMETRES		THIRD ANGLE PROJECTION				55011005-000-1	2/2