

OLED DISPLAY SPECIFICATION



RAYSTAR

RAYSTAR Optronics, Inc.
曜凌光電股份有限公司



曜凌光電股份有限公司
Raystar Optronics, Inc.

T: +886-4-2565-0761 | F: +886-4-2565-0760

salescontact@raystar-optronics.com | www.raystar-optronics.com

REA009616A

General Specification

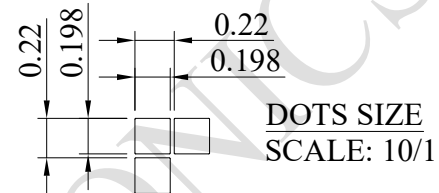
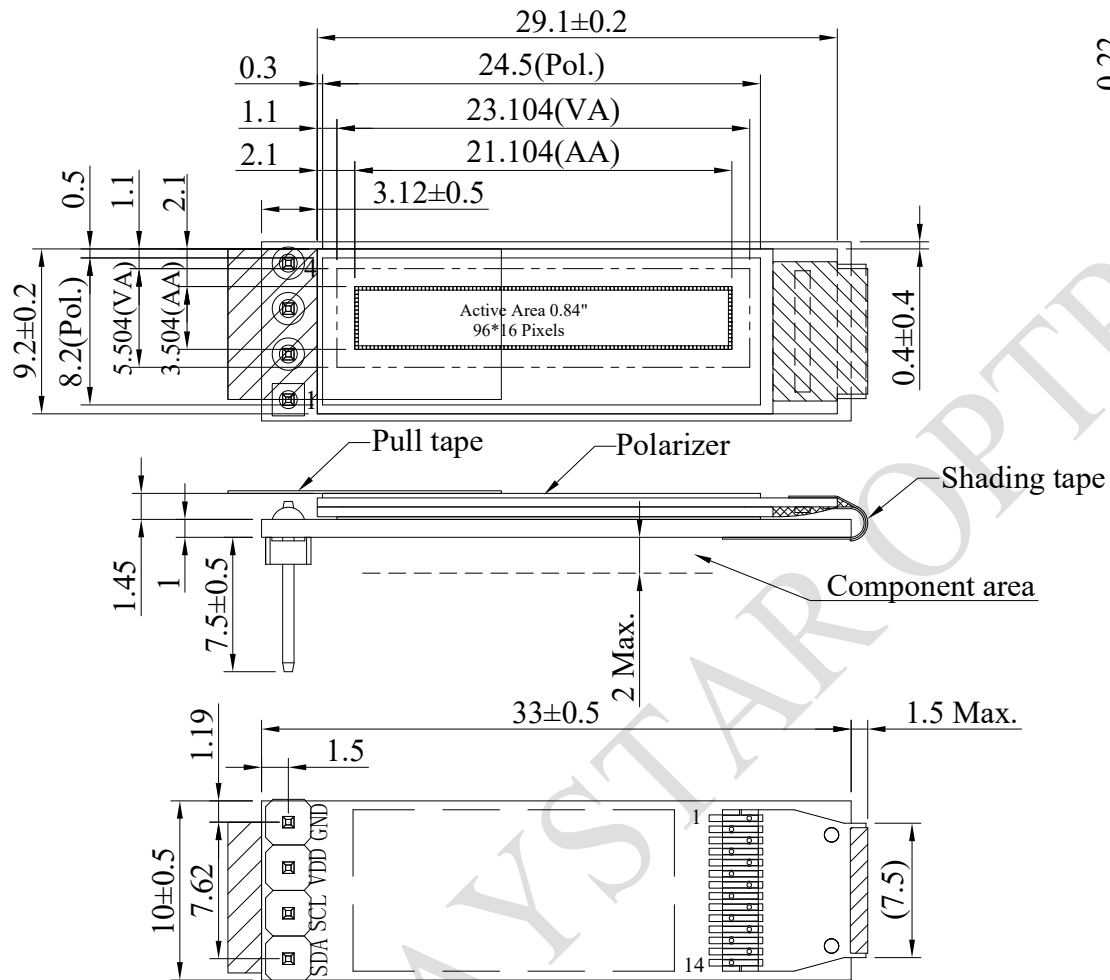
- Module dimension: 33 × 10 × 2.45 mm
- Active area: 21.104 × 3.504 mm
- Dot Matrix: 96 × 16
- Dot size: 0.198 × 0.198 mm
- Dot pitch: 0.220 × 0.220 mm
- Display Mode : Passive Matrix
- Duty: 1/16 Duty
- Display Color: Monochrome
- IC: SSD1306
- Interface: I2C
- SIZE: 0.84 inch

Interface Pin Function

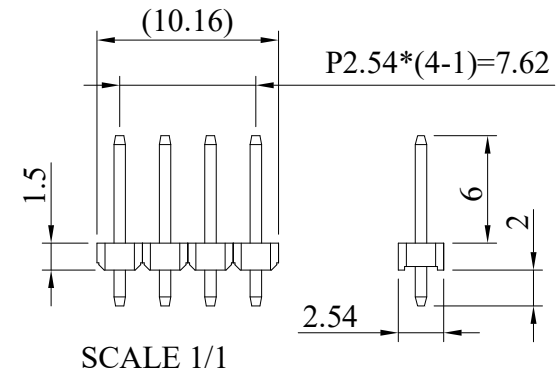
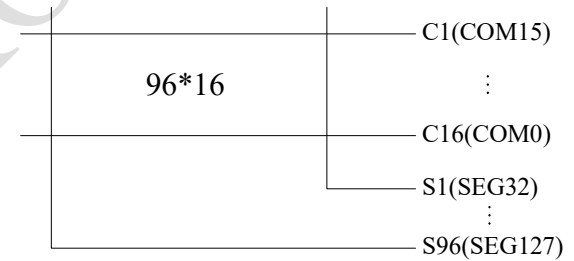
No.	Symbol	Function
1	GND	Ground
2	VDD	Power supply input.
3	SCL	When the I2C interface is selected, then D0 serves as the serial clock input pad (SCL) and D1 serves as the serial data input pad (SDA).
4	SDA	

RAYSTAR OPTRONICS

Contour Drawing



PIN	SYMBOL
1	GND
2	VDD
3	SCL
4	SDA



The non-specified tolerance of dimension is $\pm 0.3\text{mm}$.

Absolute Maximum Ratings

Parameter	Symbol	Min	Max	Unit
Supply Voltage for Logic	VDD	0	4.0	V
Operating Temperature	TOP	-40	+80	°C
Storage Temperature	TSTG	-40	+85	°C

Electrical Characteristics

DC Electrical Characteristics

Item	Symbol	Condition	Min	Typ	Max	Unit
Supply Voltage for Logic	VDD	—	2.8	3.0	3.2	V
Input High Volt.	VIH	—	0.8×VDD	—	VDD	V
Input Low Volt.	VIL	—	0	—	0.2×VDD	V
Output High Volt.	VOH	—	0.9×VDD	—	VDD	V
Output Low Volt.	VOL	—	0	—	0.1×VDD	V
50% check Board operating Current	IDD	VDD=3V	—	13.0	26.0	mA