



RAYSTAR

RAYSTAR Optronics, Inc.
曜凌光電股份有限公司



曜凌光電股份有限公司 Raystar Optronics, Inc.

T: +886-4-2565-0761 | F: +886-4-2565-0760

salescontact@raystar-optronics.com | www.raystar-optronics.com

RC1602G

General Specification

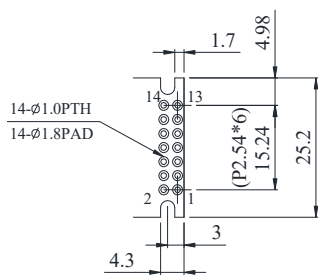
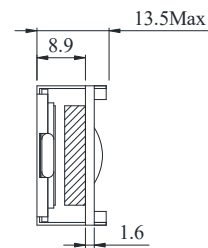
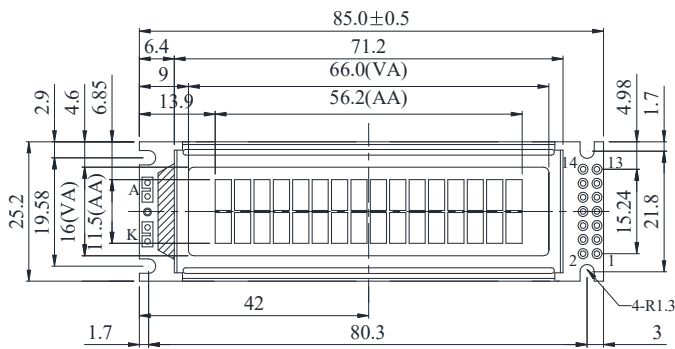
The Features is described as follow:

- Module dimension: 85.0 x 25.2 x 13.5 (max.) mm
- View area: 66.0 x 16.0 mm
- Active area: 56.20x 11.5 mm
- Number of Characters: 16 characters x 2 Lines
- Dot size: 0.55 x 0.65 mm
- Dot pitch: 0.60 x 0.70 mm
- Character size: 2.95 x 5.55 mm
- Character pitch: 3.55 x 5.95 mm
- Duty: 1/16
- Backlight Type: LED
- IC:ST7066U
- Interface:68 series

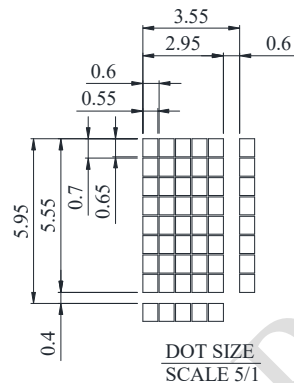
Interface Pin Function

Pin No.	Symbol	Level	Description
1	DB7	H/L	Data bus line
2	DB6	H/L	Data bus line
3	DB5	H/L	Data bus line
4	DB4	H/L	Data bus line
5	DB3	H/L	Data bus line
6	DB2	H/L	Data bus line
7	DB1	H/L	Data bus line
8	DB0	H/L	Data bus line
9	E	H,H→L	Chip enable signal
10	R/W	H/L	H: Read (Module --> MPU) L: Write(MPU --> Module)
11	RS	H/L	H: DATA, L: Instruction code
12	VO	(Variable)	Operating voltage for LCD
13	V _{SS}	0V	Ground
14	V _{DD}	5.0V	Supply Voltage for logic

Contour Drawing



PIN DETAIL



DOT SIZE SCALE 5/1

PIN NO.	SYMBOL
1	DB7
2	DB6
3	DB5
4	DB4
5	DB3
6	DB2
7	DB1
8	DB0
9	E
10	R/W
11	RS
12	VO
13	VSS
14	VDD

The non-specified tolerance of dimension is $\pm 0.3\text{mm}$.

RAYSTAR OPTRONICS

Absolute Maximum Ratings

Item	Symbol	Min	Typ	Max	Unit
Operating Temperature	T_{OP}	-20	—	+70	°C
Storage Temperature	T_{ST}	-30	—	+80	°C
Input Voltage	V_I	V_{SS}	—	V_{DD}	V
Supply Voltage For Logic	$V_{DD}-V_{SS}$	-0.3	—	7	V
Supply Voltage For LCD	$V_{DD}-V_o$	-0.3	—	13	V

Electrical Characteristics

Item	Symbol	Condition	Min	Typ	Max	Unit
Supply Voltage For Logic	$V_{DD}-V_{SS}$	—	4.5	5.0	5.5	V
Supply Voltage For LCD	$V_{DD}-V_o$	$T_a=-20^{\circ}\text{C}$	—	—	5.2	V
		$T_a=25^{\circ}\text{C}$	3.6	3.7	3.8	V
		$T_a=70^{\circ}\text{C}$	3.2	—	—	V
Input High Volt.	V_{IH}	—	$0.7 V_{DD}$	—	V_{DD}	V
Input Low Volt.	V_{IL}	—	V_{SS}	—	0.6	V
Output High Volt.	V_{OH}	—	3.9	—	V_{DD}	V
Output Low Volt.	V_{OL}	—	0	—	0.4	V
Supply Current	I_{DD}	$V_{DD}=5.0\text{V}$	1.0	1.2	1.5	mA