



## Excellent Schottky Barrier Rectifiers



DO-15

Primary Characteristics		
$I_F$	5	A
$V_{RRM}$	60	V
$I_{FSM}$	100	A
$V_F$	0.50	V
$T_J$ max	150	°C

Features
<ul style="list-style-type: none"> <li>• Guardring for overvoltage protection</li> <li>• Very small conduction losses</li> <li>• Low forward voltage drop</li> <li>• Component in accordance to RoHS 2002/95/EC</li> </ul>

Mechanical Data
<ul style="list-style-type: none"> <li>• Cases: DO-15</li> <li>• Case Material: Molded Plastic. UL Flammability Classification Rating 94V-0</li> <li>• Terminals: Lead free Plating (Tin Finish) Solderable per MIL-STD-202, Method 208</li> <li>• Polarity: Cathode Band</li> <li>• Weight: 0.366 grams (approximate)</li> </ul>

Ordering Information			
Part No.	Remark	Package	Packing
EBRT5E60M	General	DO-15	3000 / Ammo Box
EBRT5E60M-H	Halogen Free		

Maximum Ratings (TA=25°C unless otherwise noted)			
PARAMETER	SYMBOL	EBRT5E60M	UNIT
Maximum repetitive peak reverse voltage	$V_{RRM}$	60	V
Maximum RMS voltage	$V_{RMS}$	42	V
Maximum DC blocking voltage	$V_{DC}$	60	V
Maximum average forward rectified current	$I_F$	5.0	A
Peak forward surge current, 8.3ms single half sine-wave superimposed on rated load	$I_{FSM}$	100.0	A
Maximum Instantaneous Forward Voltage IF=2A @ 25°C IF=5A @ 25°C	$V_F$	0.36 Typ 0.50 Max.	V
Maximum DC Reverse Current @ TA=25°C at Rated DC Blocking Voltage @ TA=100°C	$I_R$	0.5 15	mA
Typical Junction Capacitance(NOTE1)	$C_j$	330	pF
Typical Thermal Resistance	$R_{\theta JC}$	25	°C/W
Operating Temperature Range	$T_J$	-55 to +150	°C
Storage Temperature Range	$T_{STG}$	-55 to +150	°C
Marking Code		T5E60M、5E60M	

NOTES:

1. Measured at 1.0MHZ and applied reverse voltage of 4.0V DC



## Excellent Schottky Barrier Rectifiers

### Rating and Characteristics Curves

FIG. 1-Typical Forward Current Derating Curve

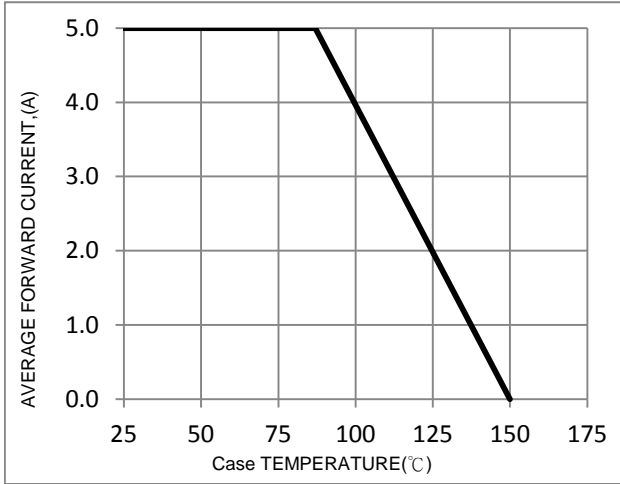


FIG. 2-Typical Forward Characteristics

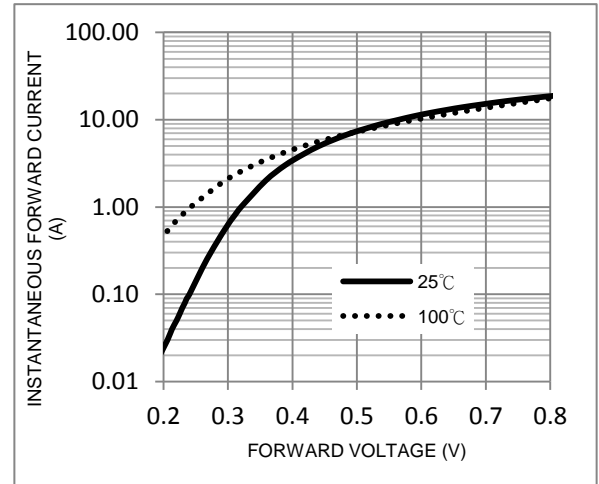


FIG. 3-Maximum Non-Repetitive Forward Surge Current

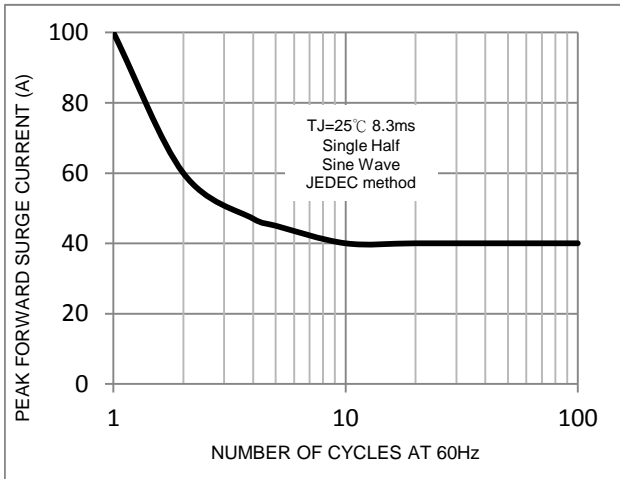


FIG. 4-Typical Reverse Characteristics

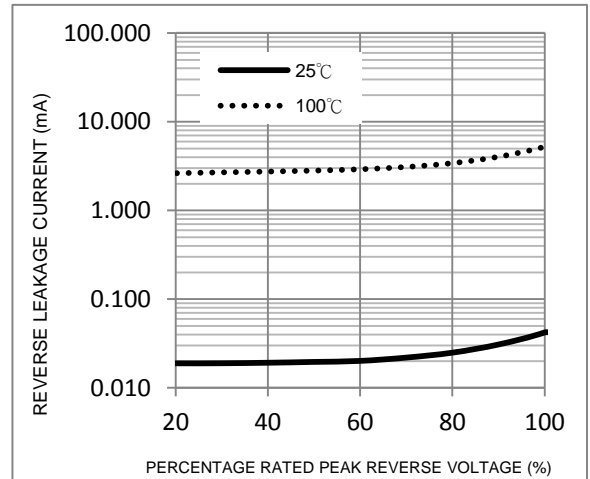
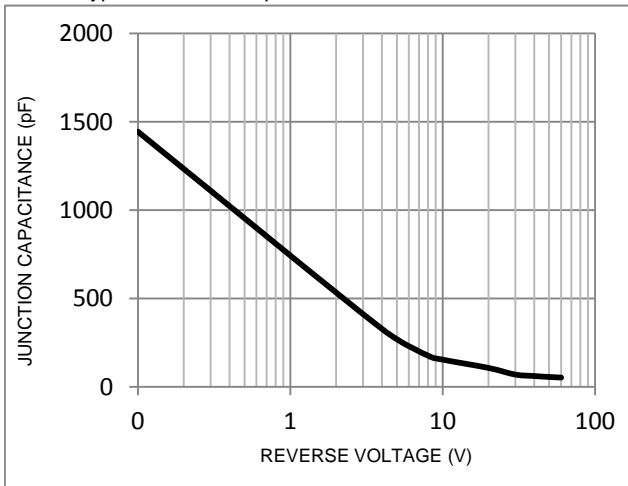
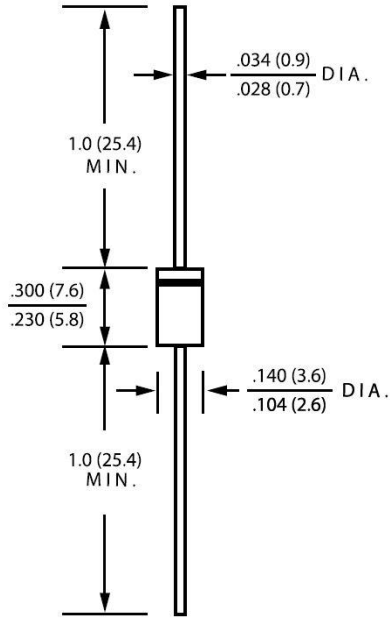


FIG. 5-Typical Junction Capacitance





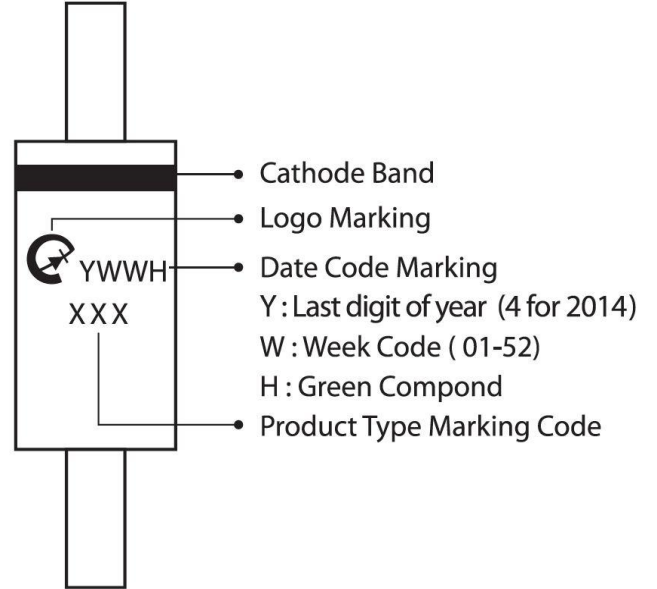
**Package Outline Dimensions**



**DO-15**

Dimensions in inches and (millimeters)

**Marking Information**



**Ammo Box Packing**

Package	Inner	BOX	Inner Box	Carton	Carton Size	Gross Weight
	Pack	(EA)	(mm)	(EA)	(mm)	(Kg)-Approx.
DO-15(DO-204AC)-	Reel	3,000	245x75x90	30,000	440x280x335	14.0