



EBRT20L150C



Excellent Schottky Barrier Rectifiers



DO-214AB(SMC)

Features

- Low profile package
- Ideal for automated placement
- Guard Ring for over voltage protection
- Low forward voltage drop
- Component in accordance to RoHS 2002/95/EC
- AEC-Q101 qualified

Ordering Information

Part No.	Package	Packing
EBRT20L150C	SMC	3000 / Tape & Reel

Device P/N

Part Number	Remark
EBRT20L150C	General
EBRT20L150C-H	Halogen Free
EBRT20L150C-Q	Automotive

Primary Characteristics

I_F	20	A
V_{RRM}	150	V
I_{FSM}	250	A
V_F	0.85	V
$T_J \text{ max}$	150	°C

Mechanical Data

- Case: DO-214AB (SMC)
- Case Material: Molded Plastic. UL Flammability Classification Rating 94V-0
- Terminals: Lead Free Plating (Tin Finish). Solderable per MIL-STD-202, Method 208
- Polarity: Cathode Band
- Weight: 0.231 grams (approximate)

Maximum Ratings (TA=25°C unless otherwise noted)

PARAMETER	SYMBOL	EBRT20L150C	UNIT
Maximum repetitive peak reverse voltage	V_{RRM}	150	V
Maximum RMS voltage	V_{RMS}	105	V
Maximum DC blocking voltage	V_{DC}	150	V
Maximum average forward rectified current	I_F	20	A
Peak forward surge current, 8.3ms single half sine-wave superimposed on rated load	I_{FSM}	250	A
Maximum Instantaneous Forward Voltage IF=3A @ 25°C IF=20A @ 25°C	V_F	0.58 Typ. 0.85 Max.	V
Maximum DC Reverse Current @ TA=25°C at Rated DC Blocking Voltage @ TA=125°C	I_R	0.2 25	mA
Typical Junction Capacitance(NOTE1)	C_j	1100	pF
Typical Thermal Resistance	$R_{\theta JC}$	20	°C/W
Operating Temperature Range	T_J	-55 to +150	°C
Storage Temperature Range	T_{STG}	-55 to +150	°C
Marking Code		20L150C · T20L150C	

NOTES:

1. Measured at 1.0MHZ and applied reverse voltage of 4.0V DC



Excellent Schottky Barrier Rectifiers

Rating and Characteristics Curvers

FIG. 1-Typical Forward Current Derating Curve

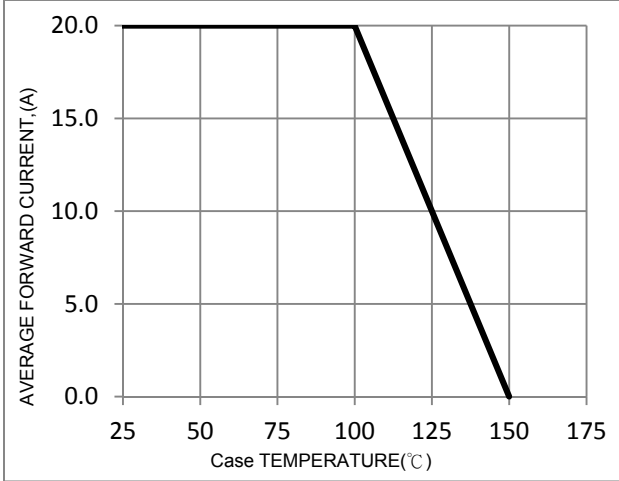


FIG. 2-Typical Forward Characteristics

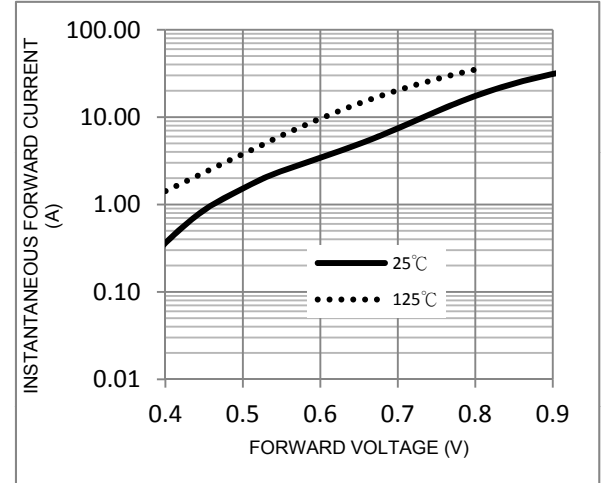


FIG. 3-Maximum Non-Repetitive Forward Surge Current

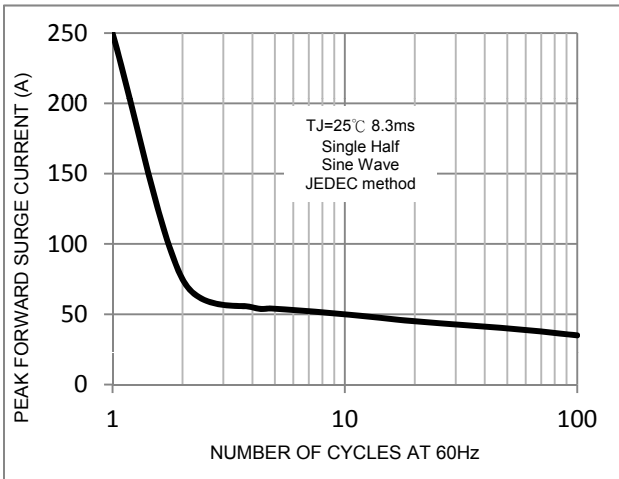


FIG. 4-Typical Reverse Characteristics

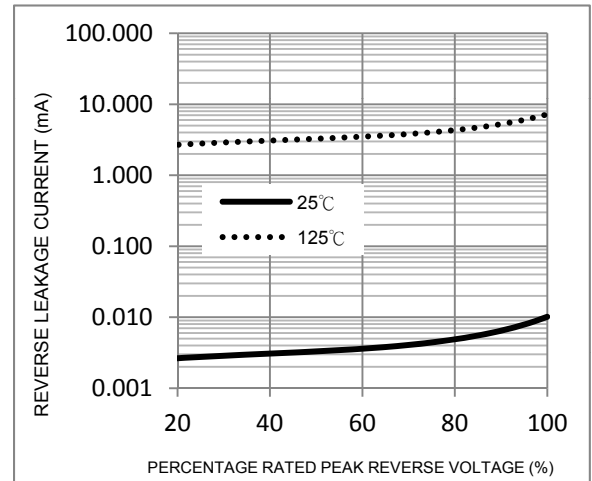
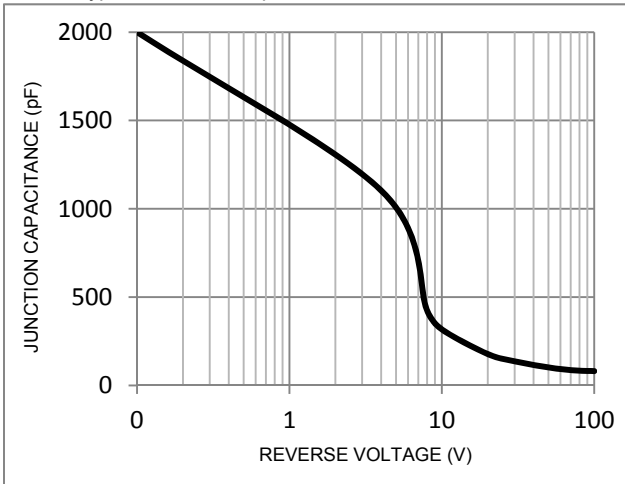


FIG. 5-Typical Junction Capacitance



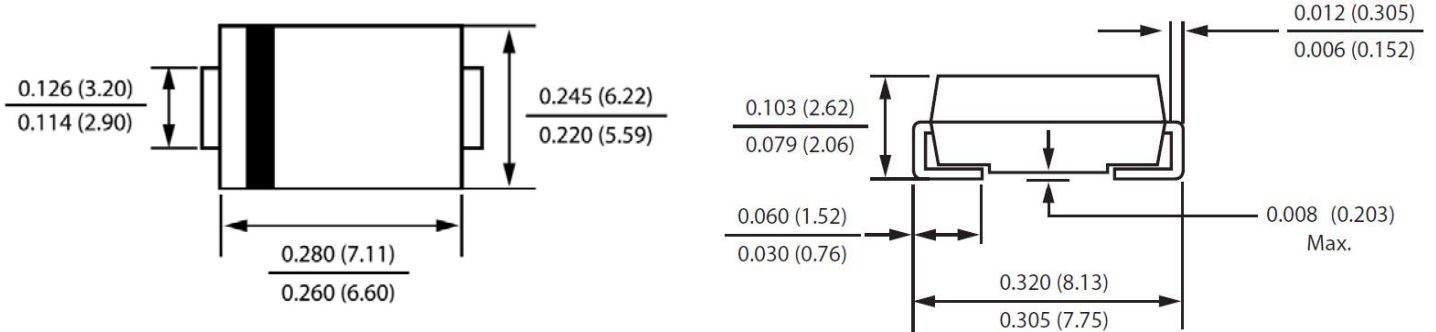


EBRT20L150C



Excellent Schottky Barrier Rectifiers

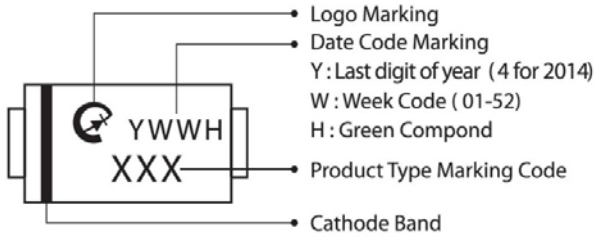
Package Outline Dimensions



DO-214AB(SMC)

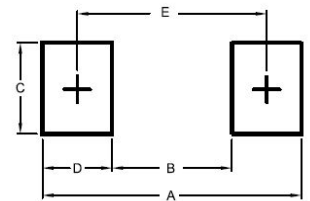
Dimensions in inches and (millimeters)

Marking Information



Suggested Pad Layout

Dimension	Outline	SMC (DO-214AB)
A		9.40
B		4.40
C		3.30
D		2.50
E		6.80



Tap & Reel Specification

ITEM	SYMBOL	SMC (mm)
		DO-214AB
Carrier width	A	6.3(max)
Carrier length	B	8.6(max)
Carrier depth	C	2.9(max)
Sprocket hole	d	1.50±0.1
Reel outside diameter	D	330±2.0
Feed hole diameter	D0	13.5±1
Reel inner diameter	D1	50 (min.)
Sprocket hole position	E	1.75±0.1
Punch hole position	F	7.5±0.05
Sprocket hole pitch	P	8.0±0.1
Sprocket hole pitch	Po	4.0±0.1
Embossment center	P1	2.0±0.05
Overall tape thickness	T	0.6 (max)
Tape width	W	16.0±0.3
Reel width	W2	22.4 (max)
Reel width	W1	18.4 (max)

