

1、SCOPE

This specification governs the performance of the following Nickel-Metal Hydride cylindrical cell and its stack-up battery.

Model: J-AA2000E

Cell Size: AA_{cus}p(14.2±0.1×50.0±0.3)mm

2、DATA OF STACK UP BATTERIES

All data involve voltage and weight of stack-up batteries are equal to the value of unit cell multiplied by the number of unit cell which consisted in the stack-up batteries

Example : Stack-up batteries consisting three unit cells

Nominal voltage of unit cell=1.2V

Nominal voltage of stack-up batteries =1.2V×3=3.6V

3、RATINGS

Description	Unit	Specification	Condition
Nominal Voltage	V/cell	1,2	Unit cell or stack-up batteries
Minimum Capacity	mAh	1950	Standard Charge/Discharge
Nominal Capacity	mAh	2000	Standard Charge/Discharge
Standard Charge	mA	200 (0.1C)	T ₁ =20±5°C (See Note 1)
	hour	16	
Fast Charge	mA	600 (0.3C)	- ΔV=0~5mV/cell , Timer Cutoff=120% nominal capacity , Temp.Cutoff=55°C, dT/dt=0.8°C/min, T ₁ =20±5°C
	hour	4 approx (See Note 2)	
Trickle Charge	mA	(0.03C)~(0.05C)	T ₁ =20±5°C
Standard discharge	mA	400 (0.2C)	T ₁ = 20±5°C Humidity: Max.85%
Discharge Cut-off Voltage	V/cell	1,0	
Storage Temperature	°C	-20~25	Within 1 year
		-20~35	Within 9 months
Typical Weight	Gram	29,0	unit cell

We reserve the right to alter or amend the design, model and specification without prior notice.

4、 PERFORMANCE

Unless otherwise stated, tests should be done within one month of delivery under the following conditions:

Ambient Temperature : $20\pm 5^{\circ}\text{C}$

Relative Humidity : $65\pm 20\%$

Notes: Standard Charge/Discharge conditions:

Charge: 200 mA(0.1C) \times 16 hours

Discharge: 400 mA(0.2C) to 1.0V/cell

Test	Unit	Specification	Condition	Remarks
Capacity	mAh	≥ 1950	Standard Charge/ Discharge	up to 3 cycles are allowed
Open Circuit Voltage(OCV)	V	$\geq 1,25$	Within 1 hour after standard charge	
Internal Impedance	m Ω	≤ 30	Upon fully charged(1KHz)	
High Rate Discharge(1C)	min	≥ 51	Standard Charge, 1 hour rest before discharge by 1C to 1.0V/cell	up to 3 cycles are allowed
Charge Retention	mAh	~ 1700 (85%)	Standard Charge,Storage: 6 months, Standard Discharge	$T_1=20\pm 5^{\circ}\text{C}$ (See Note 1)
		~ 1500 (75%)	Standard Charge,Storage: 12 months, Standard Discharge	
IEC Cycle Life	Cycle	≥ 500	IEC61951-2(2003)7.4.1.1	see Note 3
Leakage		No leakage nor deformation	Fully charged at : 200 mA for 48 hrs	
Vibration Resistance		Change of voltage should be less than 0.02V/cell,Change of impedance should be less than 5 milli-ohm/cell	Charge the battery at 0.1C for 14hrs,then leave for 24hrs,check battery before/after vibration,amplitude 1.5mm,vibration 3000 CPM,any direction for 60mins.	
Impact Resistance		Change of voltage should be less than 0.02V/cell,change of impedance should be less than 5 milli-ohm/cell	Charge the battery at 0.1C for 14hrs,then leave for 24hrs,check battery before/after dropped,height 50 cm wooden board(thickness 30mm)direction not specified,3 times.	

We reserve the right to alter or amend the design, model and specification without prior notice.

5、 CONFIGURATION, DIMENSIONS AND MARKINGS

Please refer to the attached drawing.

6、 EXTERNAL APPEARANCE

The cell/battery shall be free from cracks, scars, breakage, rust, discoloration, leakage or deformation.

7、 WARRANTY

One year limited warranty against workmanship and material defects.

8、 CAUTION

[1]Reverse charging is not acceptable.

[2]Charge before use. The cells/batteries are delivered in an uncharged state.

[3]Do not charge/discharge with more than our specified current.

[4]Do not short circuit the cell/battery Permanent damage to the cells/batteries may result.

[5]Do not incinerate or mutilate the cells/batteries.

[6]Do not solder directly to the cells/batteries.

[7]The expected life may be reduced if the cells/batteries are subjected to adverse conditions as:
extreme temperature, deep cycling, excessive overcharge/ over-discharge.

[8]Store the cells/batteries in a cool dry place. Always discharge batteries before packing.

Notes:

[1] T_1 : Ambient Temperature.

[2] Approximate charge time from discharged state, for reference only.

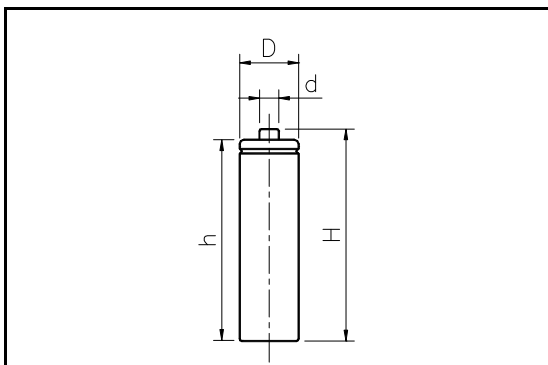
[3] IEC61951-2(2003)7.4.1.1 Cycle Life:

Cycle No.	Charge	Rest	Discharge
1	$0.1C \times 16h$	None	$0.25C \times 2h20min$
2-48	$0.25C \times 3h10min$	None	$0.25C \times 2h20min$
49	$0.25C \times 3h10min$	None	0.25C to 1.0V/cell
50	$0.1C \times 16h$	1-4h	0.2C to 1.0V/cell
Cycle 1 to 50 shall be repeated until the discharge duration on any 50th cycle becomes less than 3 h.			

We reserve the right to alter or amend the design, model and specification without prior notice.

MODEL No: J-AA2000E

Description: 2000 mAh SIZE NI-MH AA

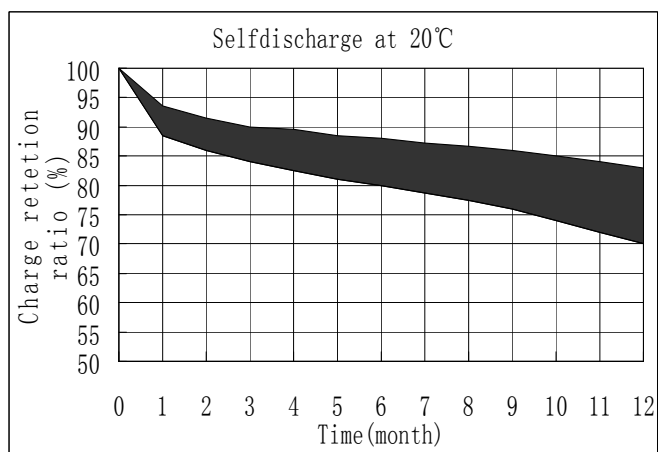
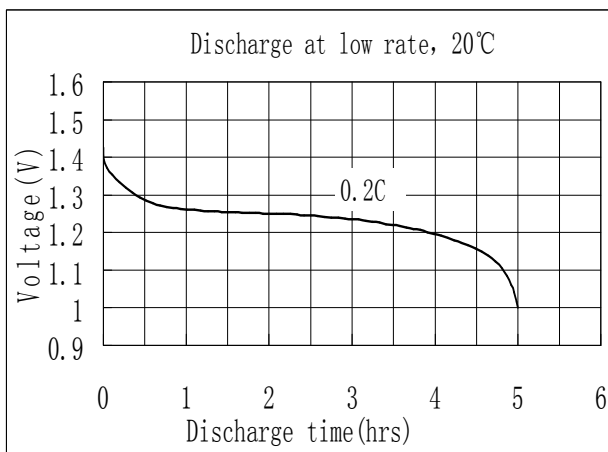
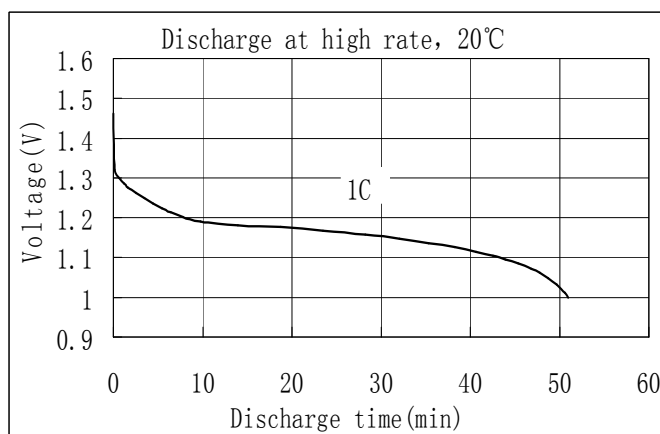
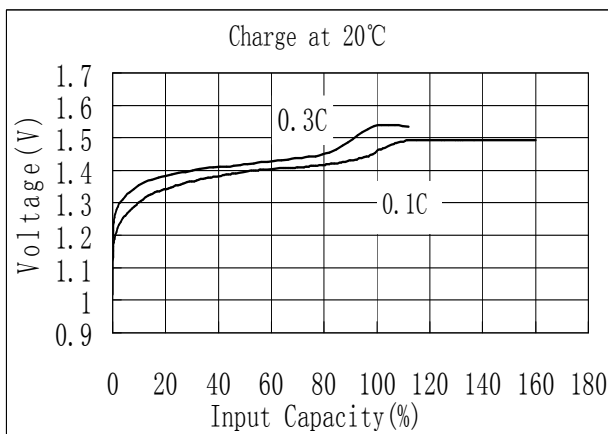


Dimensions(without Tube) (mm)

D	14.20±0.10
d	4.75±0.08
H	50.00±0.30
h	48.30±0.50

Specification

Nominal Capacity		2000 mAh
Nominal Voltage		1,2 V
Charge current	Standard	200 mA
	Fast	600 mA
Charge time	Standard	16 Hrs
	Fast	4 Hrs
Ambient Temperature	Charge	Standard 0°C~45°C
	Charge	Fast 10°C~45°C
	Discharge	-20°C~60°C
Storage		-20°C~35°C
Internal Impedance(mΩ) (After Charge)		≤ 30
Weight		29,0 g



We reserve the right to alter or amend the design, model and specification without prior notice.