

1、SCOPE

This specification governs the performance of the following Nickel-Metal Hydride cylindrical cell and its stack-up battery.

Model: AAA 800E

Cell Size: AAAcusp(10.1±0.1×44.0±0.5)mm

2、DATA OF STACK UP BATTERIES

All data involve voltage and weight of stack-up batteries are equal to the value of unit cell multiplied by the number of unit cell which consisted in the stack-up batteries

Example : Stack-up batteries consisting three unit cells

Nominal voltage of unit cell=1.2V

Nominal voltage of stack-up batteries =1.2V×3=3.6V

3、RATINGS

Description	Unit	Specification	Condition
Nominal Voltage	V/cell	1,2	Unit cell or stack-up batteries
Minimum Capacity	mAh	750	Standard Charge/Discharge
Nominal Capacity	mAh	800	Standard Charge/Discharge
Standard Charge	mA	80 (0.1C)	T ₁ =20±5°C (See Note 1)
	hour	14~16	
Fast Charge	mA	160 (0.2C)	- ΔV=0~5mV/cell , Timer Cutoff=120% nominal capacity , Temp.Cutoff=55°C , dT/dt=0.8°C/min, T ₁ =20±5°C
	hour	6 approx (See Note 2)	
Trickle Charge	mA	(0.03C)~(0.05C)	T ₁ =20±5°C
Standard discharge	mA	160 (0.2C)	T ₁ = 20±5°C Humidity: Max.85%
Discharge Cut-off Voltage	V/cell	1,0	
Storage Temperature	°C	-20~25	Within 1 year
		-20~35	Within 9 months
Typical Weight	Gram	13,0	unit cell

We reserve the right to alter or amend the design, model and specification without prior notice.

4、 PERFORMANCE

Unless otherwise stated, tests should be done within one month of delivery under the following conditions:

Ambient Temperature : $20\pm 5^{\circ}\text{C}$

Relative Humidity : $65\pm 20\%$

Notes: Standard Charge/Discharge conditions:

Charge: 80 mA(0.1C)× 14 hours

Discharge: 160 mA(0.2C) to 1.0V/cell

Test	Unit	Specification	Condition	Remarks
Capacity	mAh	≥ 750	Standard Charge/ Discharge	up to 3 cycles are allowed
Open Circuit Voltage(OCV)	V	$\geq 1,25$	Within 1 hour after standard charge	
Internal Impedance	m Ω	≤ 40	Upon fully charged(1KHz)	
High Rate Discharge(1C)	min	≥ 51	Standard Charge, 1 hour rest before discharge by 1C to 1.0V/cell	up to 3 cycles are allowed
Charge Retention	mAh	~ 680 (85%)	Standard Charge,Storage: 6 months, Standard Discharge	$T_1=20\pm 5^{\circ}\text{C}$ (See Note 1)
		~ 600 (75%)	Standard Charge,Storage: 12 months, Standard Discharge	
IEC Cycle Life	Cycle	≥ 500	IEC61951-2(2003)7.4.1.1	see Note 3
Leakage		No leakage nor deformation	Fully charged at : 80 mA for 48 hrs	
Vibration Resistance		Change of voltage should be less than 0.02V/cell,Change of impedance should be less than 5 milli-ohm/cell	Charge the battery at 0.1C for 14hrs,then leave for 24hrs,check battery before/after vibration,amplitude 1.5mm,vibration 3000 CPM,any direction for 60mins.	
Impact Resistance		Change of voltage should be less than 0.02V/cell,change of impedance should be less than 5 milli-ohm/cell	Charge the battery at 0.1C for 14hrs,then leave for 24hrs,check battery before/after dropped,height 50 cm wooden board(thickness 30mm)direction not specified,3 times.	

We reserve the right to alter or amend the design, model and specification without prior notice.

5、 CONFIGURATION, DIMENSIONS AND MARKINGS

Please refer to the attached drawing.

6、 EXTERNAL APPEARANCE

The cell/battery shall be free from cracks, scars, breakage, rust, discoloration, leakage or deformation.

7、 WARRANTY

One year limited warranty against workmanship and material defects.

8、 CAUTION

[1]Reverse charging is not acceptable.

[2]Charge before use. The cells/batteries are delivered in an uncharged state.

[3]Do not charge/discharge with more than our specified current.

[4]Do not short circuit the cell/battery Permanent damage to the cells/batteries may result.

[5]Do not incinerate or mutilate the cells/batteries.

[6]Do not solder directly to the cells/batteries.

[7]The expected life may be reduced if the cells/batteries are subjected to adverse conditions as:
extreme temperature, deep cycling, excessive overcharge/ over-discharge.

[8]Store the cells/batteries in a cool dry place. Always discharge batteries before packing.

Notes:

[1] T_1 : Ambient Temperature.

[2] Approximate charge time from discharged state, for reference only.

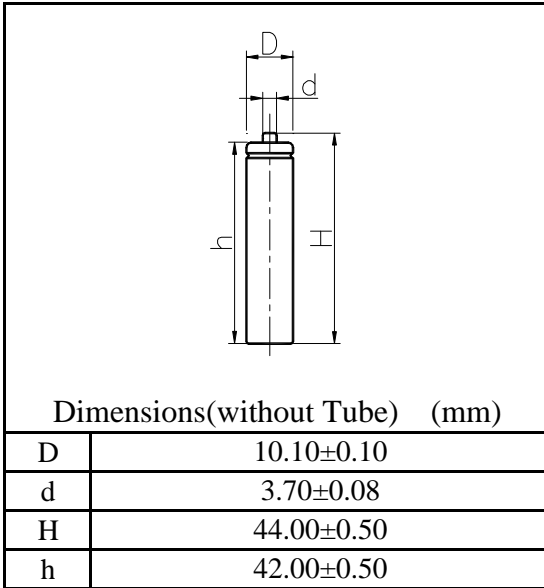
[3] IEC61951-2(2003)7.4.1.1 Cycle Life:

Cycle No.	Charge	Rest	Discharge
1	$0.1C \times 16h$	None	$0.25C \times 2h20min$
2-48	$0.25C \times 3h10min$	None	$0.25C \times 2h20min$
49	$0.25C \times 3h10min$	None	$0.25C$ to 1.0V/cell
50	$0.1C \times 16h$	1-4h	$0.2C$ to 1.0V/cell
Cycle 1 to 50 shall be repeated until the discharge duration on any 50th cycle becomes less than 3 h.			

We reserve the right to alter or amend the design, model and specification without prior notice.

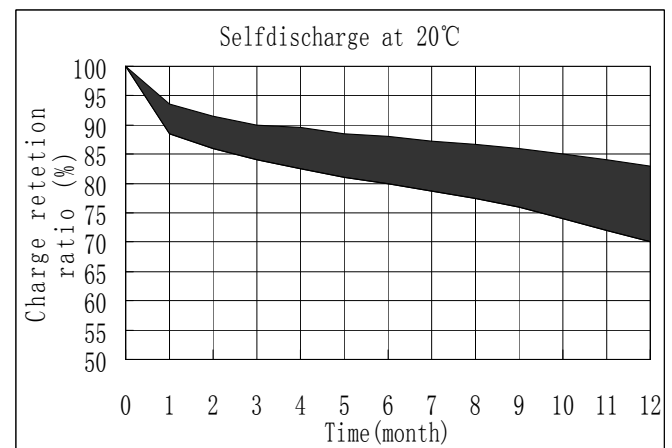
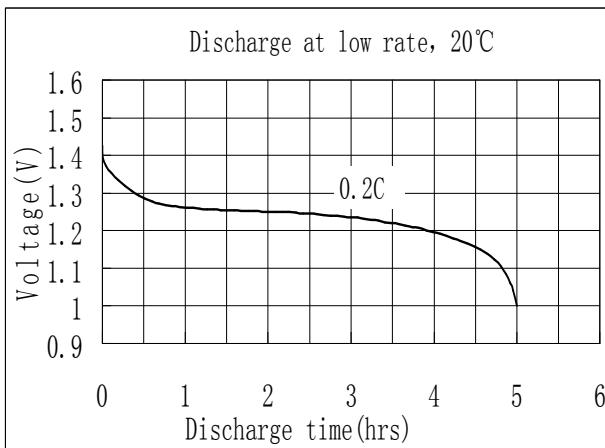
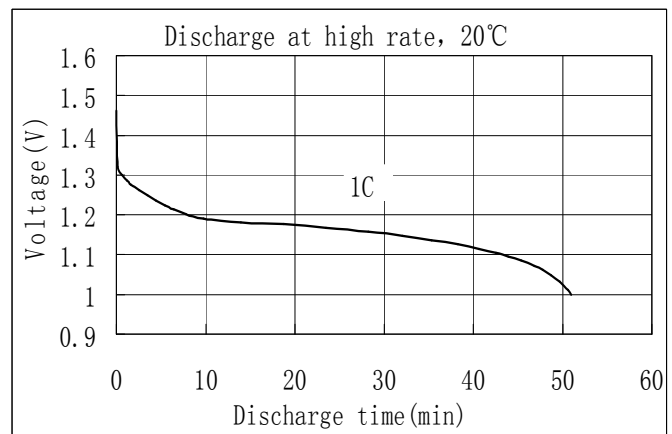
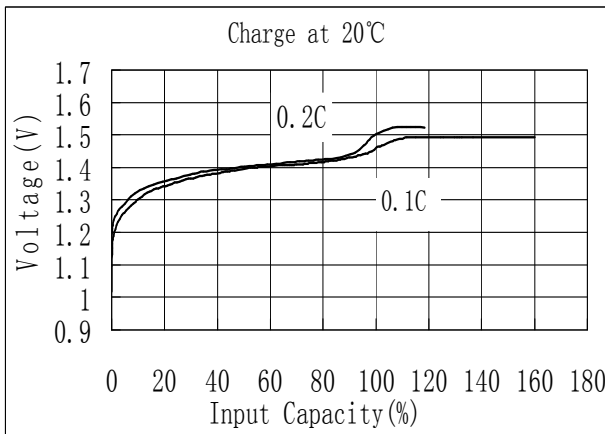
MODEL No: AAA800E

Description: 800 mAh SIZE NI-MH AAA



Specification

Nominal Capacity		800 mAh	
Nominal Voltage		1,2 V	
Charge current	Standard	80 mA	
	Fast	160 mA	
Charge time	Standard	14~16 Hrs	
	Fast	6 Hrs	
Ambient Temperature	Charge	Standard	0°C~45°C
		Fast	10°C~45°C
	Discharge		-20°C~60°C
Storage		-20°C~35°C	
Internal Impedance(mΩ) (After Charge)		≤ 40	
Weight		13,0 g	



We reserve the right to alter or amend the design, model and specification without prior notice.